



Agency for Strategic planning and
reforms of the Republic of Kazakhstan
Bureau of National statistics

www.stat.gov.kz

Youth of Kazakhstan

2017-2021



Astana 2022

**Agency for Strategic planning and reforms of the Republic of Kazakhstan
Bureau of National statistics**

Youth of Kazakhstan

2017-2021

Statistical compilation

Astana 2022

Youth of Kazakhstan / Statistical compilation / in English / 103 pages

Agency for strategic planning and reforms of the Republic of Kazakhstan
Bureau of National Statistics
Chief Editor Shaimardanov Zh.N.

The electronic version is available on the Internet-resource of the Bureau of National Statistics of the Agency for Strategic Planning and Reforms of the Republic of Kazakhstan www.stat.gov.kz.

Address: 010000, Republic of Kazakhstan
Astana city, 8, Mangilik el avenue
House of Ministries, Entrance 4
Agency for Strategic Planning and Reforms Republic of Kazakhstan
Bureau of National Statistics
Information service: +7 7172 749010, 749011
Fax: +7 7172 749546
Electronic address: e.stat@aspire.gov.kz
Internet-resource: [http: //stat.gov.kz](http://stat.gov.kz)

Conventional designations:

-- no case

0.0 - insignificant value

x - data is confidential

... - no data available In some cases, minor discrepancies between the total and the sum of the terms are explained by the rounding of the data.

Foreword

This statistical compilation «Youth of Kazakhstan» presents the main statistical indicators on the change in Number of young people, age and gender composition, data on fertility and mortality, marriage and divorce rates, migration, and also reflects information on delinquency, health, education and the situation on the labor market among young people in the Republic of Kazakhstan for 2017-2021.

Content

| | |
|--|-----|
| 1. Number and composition of youth | 5 |
| 2. Marriages and divorces..... | 10 |
| 3. Fertility..... | 24 |
| 4. Mortality | 43 |
| 5. Migration..... | 57 |
| 6. Health | 77 |
| 7. Labor market | 83 |
| 8. Criminality..... | 89 |
| 9. Education | 93 |
| 10. Civil service..... | 101 |
| Methodological notes..... | 103 |

1. Number and composition of youth

1.1 Number of youth

at the beginning of the year

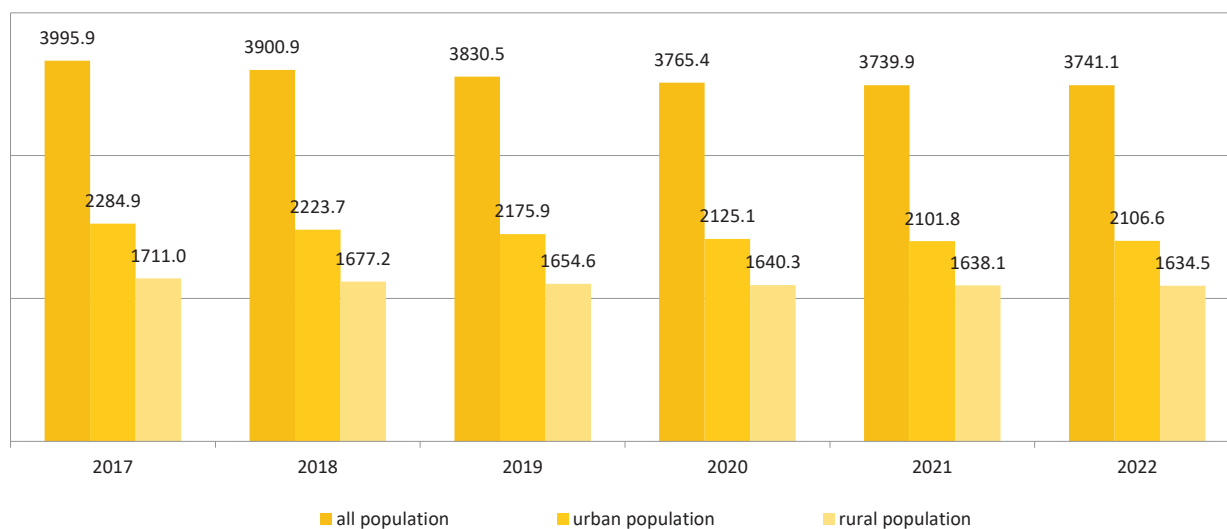
| | Number of population aged 14-28, people | | | | | |
|-------------------------------|---|-----------|-----------|-----------|-----------|-----------|
| | 2017 | 2018 | 2019 | 2020 | 2021 | 2022 |
| Republic of Kazakhstan | 3 995 913 | 3 900 900 | 3 830 526 | 3 765 383 | 3 739 883 | 3 741 083 |
| Akmola | 152 538 | 148 992 | 145 846 | 142 491 | 140 858 | 138 561 |
| Aktobe | 198 482 | 191 790 | 185 468 | 178 712 | 174 063 | 170 744 |
| Almaty | 418 074 | 408 211 | 401 098 | 392 855 | 391 016 | 393 176 |
| Atyrau | 137 752 | 135 403 | 134 041 | 133 130 | 133 561 | 134 354 |
| Batys Kazakhstan | 140 413 | 136 016 | 132 376 | 128 527 | 125 381 | 123 532 |
| Zhambyl | 245 934 | 240 221 | 239 148 | 237 900 | 239 791 | 242 943 |
| Karagandy | 291 441 | 281 406 | 273 382 | 266 081 | 261 153 | 257 664 |
| Kostanai | 185 077 | 177 101 | 169 920 | 161 897 | 156 366 | 152 092 |
| Kyzylorda | 180 394 | 177 644 | 176 740 | 175 728 | 176 300 | 176 985 |
| Mangystau | 147 728 | 145 657 | 146 162 | 147 462 | 149 674 | 152 842 |
| Pavlodar | 150 350 | 144 072 | 139 213 | 134 726 | 131 816 | 130 114 |
| Soltustik Kazakhstan | 107 497 | 104 056 | 102 011 | 100 548 | 98 910 | 97 047 |
| Turkistan | 480 051 | 473 046 | 457 047 | 465 699 | 473 110 | 478 471 |
| Shygys Kazakhstan | 277 473 | 264 952 | 254 565 | 244 005 | 237 903 | 234 088 |
| Astana city | 224 069 | 225 774 | 221 186 | 222 334 | 223 374 | 232 065 |
| Almaty city | 437 769 | 423 809 | 407 381 | 393 845 | 386 621 | 381 227 |
| Shymkent city | 220 871 | 222 750 | 244 942 | 239 443 | 239 986 | 245 178 |

Continuation

| | As a percentage of total population | | | | | |
|-------------------------------|-------------------------------------|------|------|------|------|------|
| | 2017 | 2018 | 2019 | 2020 | 2021 | 2022 |
| Republic of Kazakhstan | 22.3 | 21.5 | 20.8 | 20.2 | 19.8 | 19.6 |
| Akmola | 20.8 | 20.2 | 19.7 | 19.3 | 19.1 | 18.9 |
| Aktobe | 23.5 | 22.4 | 21.3 | 20.3 | 19.5 | 18.8 |
| Almaty | 21.1 | 20.2 | 19.7 | 19.1 | 18.8 | 18.7 |
| Atyrau | 22.7 | 21.8 | 21.1 | 20.6 | 20.3 | 20.1 |
| Batys Kazakhstan | 21.9 | 21.0 | 20.3 | 19.6 | 19.0 | 18.6 |
| Zhambyl | 22.1 | 21.5 | 21.2 | 21.1 | 21.0 | 21.1 |
| Karagandy | 21.1 | 20.4 | 19.8 | 19.3 | 19.0 | 18.8 |
| Kostanai | 21.1 | 20.2 | 19.5 | 18.6 | 18.1 | 17.7 |
| Kyzylorda | 23.3 | 22.7 | 22.3 | 21.9 | 21.6 | 21.4 |
| Mangystau | 23.0 | 22.1 | 21.6 | 21.1 | 20.8 | 20.6 |
| Pavlodar | 19.9 | 19.1 | 18.5 | 17.9 | 17.6 | 17.4 |
| Soltustik Kazakhstan | 19.1 | 18.6 | 18.4 | 18.3 | 18.2 | 18.1 |
| Turkistan | 24.4 | 23.9 | 23.0 | 23.1 | 23.1 | 23.1 |
| Shygys Kazakhstan | 20.0 | 19.1 | 18.5 | 17.8 | 17.4 | 17.3 |
| Astana city | 23.0 | 21.9 | 20.5 | 19.6 | 18.9 | 18.7 |
| Almaty city | 25.0 | 23.5 | 22.0 | 20.5 | 19.6 | 18.8 |
| Shymkent city | 24.2 | 23.4 | 24.3 | 23.1 | 22.3 | 22.0 |

Number of youth

at the beginning of the year, thousand people



1.2 Number of youth by gender

| | Total | | | | | | | | | | | Men | | | | | Women | | | | | at the beginning of the year, people |
|------------------------|----------------|---------|---------|---------|---------|---------|---------|---------|---------|---------|---------|---------|---------|---------|---------|---------|---------|---------|--|--|--|--------------------------------------|
| | All population | | | | | | | | | | | | | | | | | | | | | |
| | 2017 | 2018 | 2019 | 2020 | 2021 | 2022 | 2017 | 2018 | 2019 | 2020 | 2021 | 2022 | 2017 | 2018 | 2019 | 2020 | 2021 | 2022 | | | | |
| Republic of Kazakhstan | 3995913 | 3900900 | 3830526 | 3765383 | 3739883 | 3741083 | 2017880 | 1975782 | 1946319 | 1919076 | 1910339 | 1912948 | 1978033 | 1925118 | 1884207 | 1846307 | 1829544 | 1828135 | | | | |
| | 152538 | 148992 | 145846 | 142491 | 140858 | 138561 | 79166 | 77331 | 75503 | 73683 | 72905 | 71844 | 73372 | 71661 | 70343 | 68808 | 67953 | 66717 | | | | |
| | 198482 | 191790 | 185468 | 178712 | 174063 | 170744 | 99247 | 96051 | 93365 | 90812 | 88889 | 87440 | 99235 | 95739 | 92103 | 87900 | 85174 | 83304 | | | | |
| | 418074 | 408211 | 401098 | 392855 | 391016 | 393176 | 215616 | 212110 | 209470 | 204379 | 203147 | 203964 | 202458 | 196101 | 191628 | 188476 | 187869 | 189212 | | | | |
| | 137752 | 135403 | 134041 | 133130 | 133561 | 134354 | 70761 | 69737 | 69089 | 68609 | 68795 | 69046 | 66991 | 65666 | 64952 | 64521 | 64766 | 65308 | | | | |
| | 140413 | 136016 | 132376 | 128527 | 125381 | 123532 | 71415 | 69342 | 67585 | 65880 | 64487 | 63663 | 68998 | 66674 | 64791 | 62647 | 60894 | 59866 | | | | |
| | 245934 | 240221 | 239148 | 237900 | 239791 | 242943 | 125863 | 123633 | 123495 | 123164 | 124623 | 126555 | 120071 | 116588 | 115653 | 114736 | 115168 | 116388 | | | | |
| | 291441 | 281406 | 273382 | 266081 | 261153 | 257664 | 148402 | 143830 | 140256 | 136507 | 134029 | 132442 | 143039 | 137576 | 133126 | 129574 | 127124 | 125222 | | | | |
| | 185077 | 177101 | 169920 | 161897 | 156366 | 152092 | 94263 | 90536 | 87281 | 83503 | 80759 | 78549 | 90814 | 86565 | 82639 | 78394 | 75607 | 73543 | | | | |
| | 180394 | 177644 | 176740 | 175728 | 176300 | 176985 | 93598 | 92330 | 92084 | 91437 | 91698 | 92065 | 86796 | 85314 | 84656 | 84291 | 84602 | 84920 | | | | |
| | 147728 | 145657 | 146162 | 147462 | 149674 | 152842 | 75596 | 74678 | 75078 | 75821 | 77018 | 78487 | 72132 | 70979 | 71084 | 71641 | 72656 | 74355 | | | | |
| | 150350 | 144072 | 139213 | 134726 | 131816 | 130114 | 76593 | 73739 | 71461 | 69227 | 67934 | 67088 | 73757 | 70333 | 67752 | 65499 | 63882 | 63026 | | | | |
| | 107497 | 104056 | 102011 | 100548 | 98910 | 97047 | 56416 | 54696 | 53583 | 52736 | 51752 | 50829 | 51081 | 49360 | 48428 | 47812 | 47158 | 46218 | | | | |
| | 480051 | 473046 | 457047 | 465699 | 473110 | 478471 | 251660 | 248409 | 242565 | 246254 | 249530 | 252360 | 228391 | 224637 | 214482 | 219445 | 223580 | 226111 | | | | |
| | 277473 | 264952 | 254565 | 244005 | 237903 | 234088 | 142384 | 136457 | 131330 | 126115 | 123238 | 121282 | 135089 | 128495 | 123235 | 117890 | 114665 | 112806 | | | | |
| | 224069 | 225774 | 221186 | 222334 | 223374 | 232065 | 107252 | 107924 | 106186 | 107768 | 108771 | 113497 | 116817 | 117850 | 115000 | 114566 | 114603 | 118568 | | | | |
| | 437769 | 423809 | 407381 | 393845 | 386621 | 381227 | 202068 | 195832 | 189173 | 185370 | 183149 | 181422 | 235701 | 227977 | 218208 | 208475 | 203472 | 199805 | | | | |
| 220871 | 222750 | 244942 | 239443 | 239986 | 245178 | 107580 | 109147 | 118815 | 117811 | 119615 | 122415 | 122415 | 113291 | 113603 | 126127 | 121632 | 120371 | 122763 | | | | |
| Urban population | | | | | | | | | | | | | | | | | | | | | | |
| Republic of Kazakhstan | 2284927 | 2223653 | 2175918 | 2125065 | 2101838 | 2106589 | 1121237 | 1095201 | 1076164 | 1058794 | 1051845 | 1055682 | 1163690 | 1128452 | 1099754 | 1066271 | 1049993 | 1050907 | | | | |
| | 69827 | 67337 | 65097 | 62834 | 62260 | 61246 | 35047 | 33995 | 32957 | 31987 | 31863 | 31505 | 34780 | 33342 | 32140 | 30847 | 30397 | 29741 | | | | |
| | 135234 | 131971 | 126728 | 121128 | 117287 | 114713 | 66345 | 64667 | 62516 | 60469 | 59045 | 57849 | 68889 | 67304 | 64212 | 60659 | 58242 | 56864 | | | | |
| | 95314 | 88943 | 84500 | 80187 | 79508 | 79706 | 48676 | 46039 | 44233 | 41837 | 41217 | 40941 | 46638 | 42904 | 40267 | 38350 | 38291 | 38765 | | | | |
| | 68515 | 67231 | 65575 | 67961 | 67853 | 68152 | 34484 | 33905 | 33259 | 34509 | 34461 | 34583 | 34031 | 33326 | 32316 | 33452 | 33392 | 33569 | | | | |
| | 69178 | 68563 | 66167 | 63148 | 60361 | 59074 | 33359 | 33235 | 32409 | 31382 | 30278 | 29802 | 35819 | 35328 | 33758 | 31766 | 30083 | 29272 | | | | |
| | 95379 | 90763 | 89577 | 88034 | 88807 | 90667 | 47552 | 45793 | 45464 | 44939 | 45468 | 46480 | 47827 | 44970 | 44113 | 43095 | 43339 | 44187 | | | | |
| | 228263 | 220350 | 212295 | 205701 | 201705 | 199412 | 114412 | 110979 | 107607 | 104522 | 102643 | 101579 | 113851 | 109371 | 104688 | 101179 | 99062 | 97833 | | | | |
| | 96477 | 92684 | 88331 | 87917 | 84654 | 82636 | 47847 | 46270 | 44391 | 44540 | 42981 | 42000 | 48630 | 46414 | 43940 | 43377 | 41673 | 40636 | | | | |
| | 75422 | 74160 | 73584 | 73196 | 73180 | 73476 | 38747 | 38143 | 37844 | 37610 | 37516 | 37718 | 36675 | 36017 | 35740 | 35586 | 35664 | 35758 | | | | |
| | 57273 | 54153 | 53642 | 54411 | 56530 | 59188 | 30668 | 29091 | 28824 | 29126 | 30126 | 31158 | 26605 | 25062 | 24818 | 25285 | 26404 | 28030 | | | | |
| | 104511 | 99338 | 94669 | 90691 | 88455 | 87307 | 52194 | 49897 | 47699 | 45837 | 44821 | 44157 | 52317 | 49441 | 46970 | 44854 | 43634 | 43150 | | | | |
| | 49802 | 47834 | 45689 | 43869 | 42729 | 41955 | 24348 | 23643 | 22734 | 21932 | 21449 | 21114 | 25454 | 24191 | 22955 | 21937 | 21280 | 20841 | | | | |
| | 83885 | 81792 | 79062 | 82910 | 86764 | 91381 | 45098 | 43986 | 43141 | 44750 | 46494 | 48697 | 38787 | 37806 | 35921 | 38160 | 40270 | 42684 | | | | |
| | 173138 | 166201 | 157493 | 147456 | 141764 | 139206 | 85560 | 82655 | 78912 | 74405 | 71948 | 70765 | 87578 | 83546 | 78581 | 73051 | 69816 | 68441 | | | | |
| | 224069 | 225774 | 221186 | 222334 | 223374 | 232065 | 107252 | 107924 | 106186 | 107768 | 108771 | 113497 | 116817 | 117850 | 115000 | 114566 | 114603 | 118568 | | | | |
| | 437769 | 423809 | 407381 | 393845 | 386621 | 381227 | 202068 | 195832 | 189173 | 185370 | 183149 | 181422 | 235701 | 227977 | 218208 | 208475 | 203472 | 199805 | | | | |
| 220871 | 222750 | 244942 | 239443 | 239986 | 245178 | 107580 | 109147 | 118815 | 117811 | 119615 | 122415 | 122415 | 113291 | 113603 | 126127 | 121632 | 120371 | 122763 | | | | |

Continuation

| | Total | | | | | | Men | | | | | | Women | | | | | |
|-------------------------------|---------|---------|---------|---------|---------|---------|--------|--------|--------|--------|--------|--------|--------|--------|--------|--------|--------|--------|
| | 2017 | 2018 | 2019 | 2020 | 2021 | 2022 | 2017 | 2018 | 2019 | 2020 | 2021 | 2022 | 2017 | 2018 | 2019 | 2020 | 2021 | 2022 |
| Rural population | | | | | | | | | | | | | | | | | | |
| Republic of Kazakhstan | 1710986 | 1677247 | 1654608 | 1640318 | 1638045 | 1634494 | 896643 | 880581 | 870155 | 860282 | 858494 | 857266 | 814343 | 796666 | 784453 | 780036 | 779551 | 777228 |
| Akmola | 82711 | 81655 | 80749 | 79657 | 78598 | 77315 | 44119 | 43336 | 42546 | 41696 | 41042 | 40339 | 38592 | 38319 | 38203 | 37961 | 37556 | 36976 |
| Aktobe | 63248 | 59819 | 58740 | 57584 | 56776 | 56031 | 32902 | 31384 | 30849 | 30343 | 29844 | 29591 | 30346 | 28435 | 27891 | 27241 | 26932 | 26440 |
| Almaty | 322760 | 319268 | 316598 | 312668 | 311508 | 313470 | 166940 | 166070 | 165237 | 162542 | 161930 | 163023 | 155820 | 153197 | 151361 | 150126 | 149578 | 150447 |
| Atyrau | 69237 | 68172 | 68466 | 65169 | 65708 | 66202 | 36277 | 35832 | 35830 | 34100 | 34334 | 34463 | 32960 | 32340 | 32636 | 31069 | 31374 | 31739 |
| Batys Kazakhstan | 71235 | 67453 | 66209 | 65379 | 65020 | 64458 | 38056 | 36107 | 35176 | 34498 | 34209 | 33861 | 33179 | 31346 | 31033 | 30881 | 30811 | 30597 |
| Zhambyl | 150555 | 149458 | 149571 | 149866 | 150984 | 152276 | 78311 | 77840 | 78031 | 78225 | 79155 | 80075 | 72244 | 71618 | 71540 | 71641 | 71829 | 72201 |
| Karagandy | 63178 | 61056 | 61087 | 60380 | 59448 | 58252 | 33990 | 32851 | 32649 | 31985 | 31386 | 30863 | 29188 | 28205 | 28438 | 28395 | 28062 | 27389 |
| Kostanai | 88600 | 84417 | 81589 | 79980 | 71712 | 69456 | 46416 | 44266 | 42890 | 38963 | 37778 | 36549 | 42184 | 40151 | 38699 | 35017 | 33934 | 32907 |
| Kyzylorda | 104972 | 103484 | 103156 | 102532 | 103120 | 103509 | 54851 | 54187 | 54240 | 53827 | 54182 | 54347 | 50121 | 49297 | 48916 | 48705 | 48938 | 49162 |
| Mangystau | 90455 | 91504 | 92520 | 93051 | 93144 | 93654 | 44928 | 45587 | 46254 | 46695 | 46892 | 47329 | 45527 | 45917 | 46266 | 46356 | 46252 | 46325 |
| Pavlodar | 45839 | 44734 | 44544 | 44035 | 43361 | 42807 | 24399 | 23842 | 23762 | 23390 | 23113 | 22931 | 21440 | 20892 | 20782 | 20645 | 20248 | 19876 |
| Soltustik Kazakhstan | 57695 | 56222 | 56322 | 56679 | 56181 | 55092 | 32068 | 31053 | 30849 | 30804 | 30303 | 29715 | 25627 | 25169 | 25473 | 25875 | 25878 | 25377 |
| Turkistan | 396166 | 391254 | 377985 | 382789 | 386346 | 387090 | 206562 | 204423 | 199424 | 201504 | 203036 | 203663 | 189604 | 186831 | 178561 | 181285 | 183310 | 183427 |
| Shygyys Kazakhstan | 104335 | 98751 | 97072 | 96549 | 96139 | 94882 | 56824 | 53802 | 52418 | 51710 | 51290 | 50517 | 47511 | 44949 | 44654 | 44839 | 44849 | 44365 |

1.3 Number of youth by age and gender

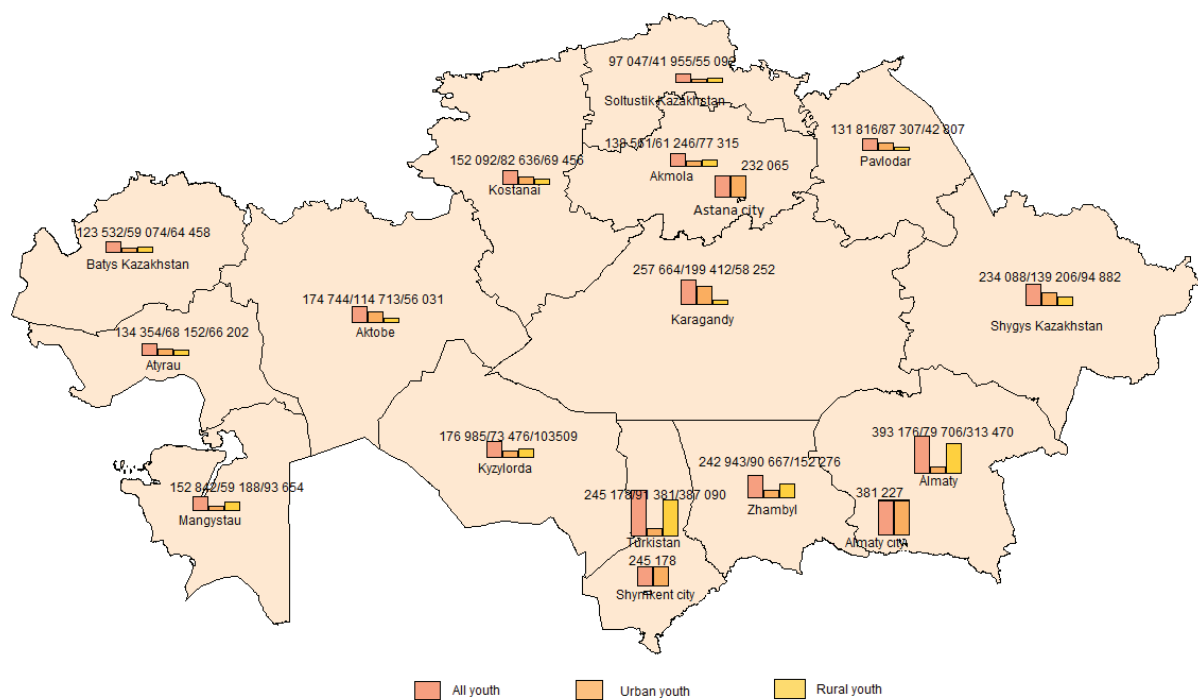
at the beginning of the year, people

| Age | Total | | | | | | Men | | | | | | Women | | | | | |
|-----------------------|---------|---------|---------|---------|---------|---------|---------|---------|---------|---------|---------|---------|---------|---------|---------|---------|---------|---------|
| | 2017 | 2018 | 2019 | 2020 | 2021 | 2022 | 2017 | 2018 | 2019 | 2020 | 2021 | 2022 | 2017 | 2018 | 2019 | 2020 | 2021 | 2022 |
| All population | | | | | | | | | | | | | | | | | | |
| 14-28 | 3995913 | 3900900 | 3830526 | 3765383 | 3739883 | 3741083 | 2017880 | 1975782 | 1946319 | 1919076 | 1910339 | 1912948 | 1978033 | 1925118 | 1884207 | 1846307 | 1829544 | 1828135 |
| 14 | 231987 | 243719 | 264466 | 267071 | 285569 | 301487 | 118395 | 124852 | 136493 | 137093 | 146924 | 154914 | 113592 | 118867 | 127973 | 129978 | 138645 | 146573 |
| 15 | 220883 | 231500 | 243150 | 263925 | 266672 | 285003 | 113195 | 118147 | 124561 | 136206 | 136867 | 146625 | 107688 | 113353 | 118589 | 127719 | 129805 | 138378 |
| 16 | 223344 | 220567 | 231051 | 242675 | 263673 | 266249 | 113964 | 113019 | 117922 | 124303 | 136055 | 136662 | 109380 | 107548 | 113129 | 118372 | 127618 | 129587 |
| 17 | 217165 | 223157 | 220271 | 230720 | 242384 | 263271 | 111351 | 113882 | 112866 | 117757 | 124155 | 135829 | 105814 | 109275 | 107405 | 112963 | 118229 | 127442 |
| 18 | 223358 | 216916 | 222812 | 219877 | 230487 | 242060 | 114306 | 111213 | 113698 | 112642 | 117633 | 123952 | 109052 | 105703 | 109114 | 107235 | 112854 | 118108 |
| 19 | 224750 | 223137 | 216615 | 222492 | 219686 | 230163 | 114461 | 114185 | 111014 | 113527 | 112530 | 117451 | 110289 | 108952 | 105601 | 108965 | 107156 | 112712 |
| 20 | 242466 | 224528 | 222782 | 216252 | 222295 | 219380 | 123617 | 114307 | 113959 | 110796 | 113367 | 112348 | 118849 | 110221 | 108823 | 105456 | 108928 | 107032 |
| 21 | 257643 | 242218 | 224122 | 222260 | 215973 | 221956 | 131345 | 123460 | 114062 | 113694 | 110641 | 113176 | 126298 | 118758 | 110060 | 108566 | 105332 | 108780 |
| 22 | 276741 | 257301 | 241703 | 223552 | 221883 | 215622 | 141002 | 131119 | 123162 | 113745 | 113486 | 110452 | 135739 | 126182 | 118541 | 109807 | 108397 | 105170 |
| 23 | 283783 | 276336 | 256754 | 241069 | 223255 | 221609 | 144404 | 140734 | 130804 | 122791 | 113581 | 113323 | 139379 | 135602 | 125950 | 118278 | 109674 | 108286 |
| 24 | 297270 | 283458 | 275697 | 256147 | 240677 | 222993 | 150584 | 144188 | 140350 | 130495 | 122561 | 113412 | 146686 | 139270 | 135347 | 125652 | 118116 | 109581 |
| 25 | 308430 | 296896 | 282936 | 275088 | 255781 | 240359 | 154139 | 150311 | 143850 | 140019 | 130271 | 122340 | 154291 | 146585 | 139086 | 135069 | 125510 | 118019 |
| 26 | 325830 | 308001 | 296335 | 282267 | 274655 | 255418 | 160989 | 153894 | 149994 | 143500 | 139775 | 130054 | 164841 | 154107 | 146341 | 138767 | 134880 | 125364 |
| 27 | 328502 | 325308 | 307252 | 295565 | 281798 | 274217 | 162291 | 160617 | 153399 | 149591 | 143201 | 139521 | 166211 | 164691 | 153853 | 145974 | 138597 | 134696 |
| 28 | 333761 | 327858 | 324580 | 306423 | 295095 | 281296 | 163837 | 161854 | 160185 | 152917 | 149292 | 142889 | 169924 | 166004 | 164395 | 153506 | 145803 | 138407 |
| 14-18 | 1116737 | 1135859 | 1181750 | 1224268 | 1288785 | 1358070 | 571211 | 581113 | 605540 | 628001 | 661634 | 697982 | 545526 | 554746 | 576210 | 596267 | 627151 | 660088 |
| 19-23 | 1285383 | 1223520 | 1161976 | 1125625 | 1103092 | 1108730 | 654829 | 623805 | 593001 | 574553 | 563605 | 566750 | 630554 | 599715 | 568975 | 551072 | 539487 | 541980 |
| 24-28 | 1593793 | 1541521 | 1486800 | 1415490 | 1348006 | 1274283 | 791840 | 770864 | 747778 | 716522 | 685100 | 648216 | 801953 | 770657 | 739022 | 698968 | 662906 | 626067 |

| Age | Total | | | | | | Men | | | | | | Women | | | | | |
|-------|---------|---------|---------|---------|---------|---------|---------|---------|---------|---------|---------|---------|---------|---------|---------|---------|---------|---------|
| | 2017 | 2018 | 2019 | 2020 | 2021 | 2022 | 2017 | 2018 | 2019 | 2020 | 2021 | 2022 | 2017 | 2018 | 2019 | 2020 | 2021 | 2022 |
| 14-28 | 2284927 | 2223653 | 2175918 | 2125065 | 2101838 | 2106589 | 1121237 | 1095201 | 1076164 | 1058794 | 1051845 | 1055682 | 1163690 | 1128452 | 1099754 | 1066271 | 1049993 | 1050907 |
| 14 | 115930 | 123248 | 135128 | 139348 | 149884 | 159860 | 59509 | 63429 | 69636 | 71485 | 77156 | 82178 | 56421 | 59819 | 65492 | 67863 | 72728 | 77682 |
| 15 | 109083 | 116519 | 123731 | 136395 | 140132 | 150638 | 56422 | 59767 | 63727 | 70180 | 71835 | 77434 | 52661 | 56752 | 60004 | 66215 | 68297 | 73204 |
| 16 | 113162 | 110214 | 118270 | 125232 | 137491 | 141462 | 58047 | 56954 | 60823 | 64565 | 70778 | 72591 | 55115 | 53260 | 57447 | 60667 | 66713 | 68871 |
| 17 | 111904 | 115138 | 112536 | 119576 | 125919 | 138908 | 57409 | 58943 | 58299 | 61514 | 64953 | 71522 | 54495 | 56195 | 54237 | 58062 | 60966 | 67386 |
| 18 | 117193 | 114579 | 119490 | 113887 | 121109 | 128239 | 59352 | 58498 | 60690 | 58868 | 62286 | 66122 | 57841 | 56081 | 58800 | 55019 | 58823 | 62117 |
| 19 | 119027 | 120083 | 120208 | 120474 | 115646 | 123306 | 59515 | 60528 | 60585 | 61074 | 59549 | 63044 | 59512 | 59555 | 59623 | 59400 | 56097 | 60262 |
| 20 | 130598 | 121621 | 124278 | 121301 | 122169 | 118284 | 63528 | 60401 | 61959 | 61094 | 61526 | 60336 | 65270 | 61220 | 62319 | 60207 | 60643 | 67948 |
| 21 | 140290 | 133783 | 125172 | 125948 | 123082 | 125121 | 69658 | 66402 | 61624 | 62722 | 61712 | 62555 | 70632 | 67381 | 63548 | 63226 | 61370 | 62566 |
| 22 | 151849 | 143181 | 136188 | 127420 | 127997 | 125775 | 75392 | 70641 | 67179 | 62632 | 63347 | 62603 | 76457 | 72540 | 69009 | 64788 | 64650 | 63172 |
| 23 | 160550 | 154681 | 145345 | 138729 | 129686 | 130497 | 78878 | 76380 | 71448 | 68204 | 63419 | 64171 | 81672 | 78301 | 73897 | 70525 | 66267 | 66326 |
| 24 | 179696 | 162994 | 156642 | 148033 | 141252 | 132359 | 87376 | 79804 | 77122 | 72601 | 69152 | 64350 | 92320 | 83190 | 79520 | 75432 | 72100 | 68009 |
| 25 | 193345 | 181661 | 164476 | 159084 | 150476 | 143856 | 92046 | 88260 | 80390 | 78373 | 73644 | 70099 | 101299 | 93401 | 84086 | 80711 | 76832 | 73757 |
| 26 | 214297 | 195033 | 182743 | 166910 | 161341 | 153169 | 100181 | 92794 | 88789 | 81660 | 79393 | 74776 | 114116 | 102239 | 93954 | 85250 | 81948 | 78393 |
| 27 | 214670 | 215287 | 195841 | 184926 | 168905 | 163869 | 101362 | 100617 | 92983 | 89862 | 82375 | 80537 | 113308 | 114670 | 102858 | 95064 | 86530 | 83332 |
| 28 | 213333 | 215631 | 215870 | 197802 | 186749 | 171246 | 100762 | 101783 | 100910 | 93960 | 90720 | 83364 | 112571 | 113848 | 114960 | 103842 | 96029 | 87882 |
| 14-18 | 567272 | 579698 | 609155 | 634438 | 674535 | 719107 | 290739 | 297591 | 313175 | 326612 | 347008 | 369847 | 276533 | 282107 | 295980 | 307826 | 327527 | 349260 |
| 19-23 | 702314 | 673349 | 651191 | 633872 | 618580 | 622983 | 348771 | 334352 | 322795 | 315726 | 309553 | 312709 | 353543 | 338997 | 328396 | 318146 | 309027 | 310274 |
| 24-28 | 1015341 | 970606 | 915572 | 856755 | 808723 | 764499 | 481727 | 463258 | 440194 | 416456 | 395284 | 373126 | 533614 | 507348 | 475378 | 440299 | 413439 | 391373 |
| 14-28 | 1710986 | 1677247 | 1654608 | 1640318 | 1638045 | 1634494 | 896643 | 880581 | 870155 | 860282 | 858494 | 857266 | 814343 | 796666 | 784453 | 780036 | 779551 | 777228 |
| 14 | 116057 | 120471 | 129338 | 127723 | 135685 | 141627 | 58886 | 61423 | 66857 | 65608 | 69768 | 72736 | 57171 | 59048 | 62481 | 62115 | 65917 | 68891 |
| 15 | 111800 | 114981 | 119419 | 127530 | 126540 | 134365 | 56773 | 58380 | 60834 | 66026 | 65032 | 69191 | 55027 | 56601 | 58585 | 61504 | 61508 | 65174 |
| 16 | 110182 | 110353 | 112781 | 117443 | 126182 | 124787 | 55917 | 56065 | 57099 | 59738 | 65277 | 64071 | 54265 | 54288 | 55682 | 57705 | 60905 | 60716 |
| 17 | 105261 | 108019 | 107735 | 111144 | 116465 | 124363 | 53942 | 54939 | 54567 | 56243 | 59202 | 63072 | 51319 | 53080 | 53168 | 54901 | 57263 | 60056 |
| 18 | 106165 | 102337 | 103322 | 105990 | 109378 | 113821 | 54954 | 52715 | 53008 | 53774 | 55347 | 57830 | 51211 | 49622 | 50314 | 52216 | 54031 | 55591 |
| 19 | 105723 | 103054 | 96407 | 102018 | 104040 | 106857 | 54946 | 53657 | 50429 | 52453 | 52981 | 54407 | 50777 | 49397 | 45978 | 49565 | 51059 | 52450 |
| 20 | 111868 | 102907 | 98504 | 94951 | 100126 | 101096 | 58289 | 53906 | 52000 | 49702 | 51841 | 52012 | 53579 | 49001 | 46504 | 45249 | 48285 | 49084 |
| 21 | 117353 | 108435 | 98950 | 96312 | 92891 | 96835 | 61687 | 57058 | 52438 | 50972 | 48929 | 50621 | 55666 | 51377 | 46512 | 45340 | 43962 | 46214 |
| 22 | 124892 | 114120 | 105515 | 96132 | 93886 | 89847 | 65610 | 60478 | 55983 | 51113 | 50139 | 47849 | 59282 | 53642 | 49532 | 45019 | 43747 | 41998 |
| 23 | 123233 | 121655 | 111409 | 102340 | 93569 | 91112 | 65526 | 64354 | 59356 | 54587 | 50162 | 49152 | 57707 | 57301 | 52053 | 47753 | 43407 | 41960 |
| 24 | 117574 | 120464 | 119055 | 108114 | 99425 | 90634 | 63208 | 64384 | 63228 | 57894 | 53409 | 49062 | 54366 | 56080 | 55827 | 50220 | 46016 | 41572 |
| 25 | 115085 | 115235 | 118460 | 116004 | 105305 | 96503 | 62093 | 62051 | 63460 | 61646 | 56627 | 52241 | 52992 | 53184 | 55000 | 54358 | 48678 | 44262 |
| 26 | 111533 | 112968 | 113592 | 115357 | 113314 | 102249 | 60808 | 61100 | 61205 | 61840 | 60382 | 55278 | 50725 | 51868 | 52387 | 53517 | 52932 | 46971 |
| 27 | 113832 | 110021 | 111411 | 110639 | 112893 | 110348 | 60929 | 60000 | 60416 | 59729 | 60826 | 58984 | 52903 | 50021 | 50995 | 50910 | 52067 | 51364 |
| 28 | 120428 | 112227 | 108710 | 108621 | 108346 | 110050 | 63075 | 60071 | 59275 | 58957 | 58572 | 59525 | 57353 | 52156 | 49435 | 49664 | 49774 | 50525 |
| 14-18 | 549465 | 556161 | 572595 | 589830 | 614250 | 638963 | 280472 | 283522 | 292365 | 301389 | 314626 | 328135 | 268993 | 272639 | 280230 | 288441 | 299624 | 310828 |
| 19-23 | 583069 | 550171 | 510785 | 491753 | 484512 | 485747 | 306058 | 289453 | 270206 | 258827 | 254052 | 254041 | 277011 | 260718 | 240579 | 232926 | 230460 | 231706 |
| 24-28 | 578452 | 570915 | 571228 | 558735 | 539283 | 509784 | 310113 | 307606 | 307584 | 300066 | 289816 | 275090 | 268339 | 263309 | 263644 | 258669 | 249467 | 234694 |

Number of youth

at the beginning of the year, people



2. Marriages and divorces

2.1 Marriages by age and marital status of youth

Republic of Kazakhstan

people

| | Grooms | | | | | Brides | | | | |
|-----------------------------------|--------|--------|--------|--------|--------|---------|---------|---------|--------|--------|
| | 2017 | 2018 | 2019 | 2020 | 2021 | 2017 | 2018 | 2019 | 2020 | 2021 |
| Got married | | | | | | | | | | |
| Total | 88 180 | 84 462 | 84 524 | 80 172 | 81 430 | 105 793 | 101 632 | 102 160 | 96 252 | 99 038 |
| under 18 years old | 48 | 57 | 70 | 72 | 57 | 1 009 | 990 | 984 | 919 | 862 |
| 18-19 | 1 992 | 2 089 | 2 184 | 2 144 | 2 283 | 14 244 | 14 229 | 15 091 | 15 258 | 16 846 |
| 20-24 | 41 972 | 40 161 | 39 824 | 37 977 | 38 726 | 63 026 | 60 170 | 59 908 | 56 342 | 56 784 |
| 25-28 | 44 168 | 42 155 | 42 446 | 39 979 | 40 364 | 27 514 | 26 243 | 26 177 | 23 733 | 24 546 |
| Never been married | | | | | | | | | | |
| Total | 84 614 | 81 019 | 80 969 | 77 481 | 78 530 | 100 203 | 96 116 | 96 278 | 91 585 | 93 778 |
| under 18 years old | 48 | 57 | 70 | 72 | 57 | 1 009 | 987 | 979 | 918 | 857 |
| 18-19 | 1 982 | 2 062 | 2 147 | 2 114 | 2 264 | 14 104 | 14 081 | 14 793 | 15 017 | 16 635 |
| 20-24 | 41 340 | 39 545 | 39 024 | 37 480 | 38 179 | 61 274 | 58 423 | 57 978 | 54 942 | 55 172 |
| 25-28 | 41 244 | 39 355 | 39 728 | 37 815 | 38 030 | 23 816 | 22 625 | 22 528 | 20 708 | 21 114 |
| Widowed | | | | | | | | | | |
| Total | 98 | 88 | 128 | 90 | 90 | 231 | 208 | 196 | 184 | 175 |
| under 18 years old | 0 | 0 | 0 | 0 | 0 | 0 | 1 | 0 | 0 | 0 |
| 18-19 | 0 | 1 | 2 | 1 | 0 | 13 | 7 | 9 | 10 | 8 |
| 20-24 | 29 | 36 | 48 | 42 | 34 | 102 | 77 | 75 | 80 | 57 |
| 25-28 | 69 | 51 | 78 | 47 | 56 | 116 | 123 | 112 | 94 | 110 |
| Divorced | | | | | | | | | | |
| Total | 3 394 | 3 259 | 2 925 | 2 484 | 2 687 | 5 177 | 5 096 | 4 918 | 4 149 | 4 769 |
| under 18 years old | 0 | 0 | 0 | 0 | 0 | 0 | 0 | 1 | 0 | 0 |
| 18-19 | 6 | 4 | 4 | 7 | 1 | 33 | 21 | 36 | 31 | 33 |
| 20-24 | 569 | 545 | 497 | 407 | 456 | 1 585 | 1 607 | 1 424 | 1 224 | 1 449 |
| 25-28 | 2 819 | 2 710 | 2 424 | 2 070 | 2 230 | 3 559 | 3 468 | 3 457 | 2 894 | 3 287 |
| Unspecified marital status | | | | | | | | | | |
| Total | 74 | 96 | 502 | 117 | 123 | 182 | 212 | 768 | 334 | 316 |
| under 18 years old | 0 | 0 | 0 | 0 | 0 | 0 | 2 | 4 | 1 | 5 |
| 18-19 | 4 | 22 | 31 | 22 | 18 | 94 | 120 | 253 | 200 | 170 |
| 20-24 | 34 | 35 | 255 | 48 | 57 | 65 | 63 | 431 | 96 | 106 |
| 25-28 | 36 | 39 | 216 | 47 | 48 | 23 | 27 | 80 | 37 | 35 |

Akmola

people

| | Grooms | | | | | Brides | | | | |
|---------------------------|--------|-------|-------|-------|-------|--------|-------|-------|-------|-------|
| | 2017 | 2018 | 2019 | 2020 | 2021 | 2017 | 2018 | 2019 | 2020 | 2021 |
| Got married | | | | | | | | | | |
| Total | 3 027 | 2 746 | 2 665 | 2 490 | 2 497 | 3 604 | 3 254 | 3 166 | 2 933 | 2 959 |
| under 18 years old | 4 | 5 | 3 | 3 | 4 | 57 | 60 | 73 | 46 | 48 |
| 18-19 | 86 | 77 | 90 | 74 | 77 | 520 | 454 | 463 | 427 | 457 |
| 20-24 | 1 527 | 1 325 | 1 336 | 1 218 | 1 214 | 2 038 | 1 864 | 1 783 | 1 717 | 1 675 |
| 25-28 | 1 410 | 1 339 | 1 236 | 1 195 | 1 202 | 989 | 876 | 847 | 743 | 779 |
| Never been married | | | | | | | | | | |
| Total | 2 887 | 2 593 | 2 554 | 2 385 | 2 376 | 3 331 | 2 988 | 2 908 | 2 712 | 2 710 |
| under 18 years old | 4 | 5 | 3 | 3 | 4 | 57 | 60 | 73 | 46 | 47 |
| 18-19 | 86 | 76 | 88 | 74 | 77 | 515 | 450 | 451 | 422 | 455 |
| 20-24 | 1 494 | 1 300 | 1 317 | 1 205 | 1 190 | 1 951 | 1 777 | 1 695 | 1 645 | 1 596 |
| 25-28 | 1 303 | 1 212 | 1 146 | 1 103 | 1 105 | 808 | 701 | 689 | 599 | 612 |
| Widowed | | | | | | | | | | |
| Total | 4 | 4 | 5 | 1 | 1 | 12 | 11 | 5 | 8 | 12 |
| under 18 years old | 0 | 0 | 0 | 0 | 0 | 0 | 0 | 0 | 0 | 0 |
| 18-19 | 0 | 1 | 0 | 0 | 0 | 0 | 0 | 0 | 1 | 0 |
| 20-24 | 3 | 0 | 3 | 1 | 1 | 4 | 4 | 2 | 3 | 1 |
| 25-28 | 1 | 3 | 2 | 0 | 0 | 8 | 7 | 3 | 4 | 11 |
| Divorced | | | | | | | | | | |
| Total | 128 | 144 | 101 | 103 | 117 | 251 | 245 | 235 | 201 | 230 |
| under 18 years old | 0 | 0 | 0 | 0 | 0 | 0 | 0 | 0 | 0 | 0 |
| 18-19 | 0 | 0 | 0 | 0 | 0 | 1 | 0 | 3 | 1 | 0 |

Continuation

| | Grooms | | | | | Brides | | | | |
|-----------------------------------|--------|------|------|------|------|--------|------|------|------|------|
| | 2017 | 2018 | 2019 | 2020 | 2021 | 2017 | 2018 | 2019 | 2020 | 2021 |
| 20-24 | 26 | 23 | 14 | 11 | 22 | 80 | 79 | 79 | 61 | 76 |
| 25-28 | 102 | 121 | 87 | 92 | 95 | 170 | 166 | 153 | 139 | 154 |
| Unspecified marital status | | | | | | | | | | |
| Total | 8 | 5 | 5 | 1 | 3 | 10 | 10 | 18 | 12 | 7 |
| under 18 years old | 0 | 0 | 0 | 0 | 0 | 0 | 0 | 0 | 0 | 1 |
| 18-19 | 0 | 0 | 2 | 0 | 0 | 4 | 4 | 9 | 3 | 2 |
| 20-24 | 4 | 2 | 2 | 1 | 1 | 3 | 4 | 7 | 8 | 2 |
| 25-28 | 4 | 3 | 1 | 0 | 2 | 3 | 2 | 2 | 1 | 2 |

Aktobe

people

| | Grooms | | | | | Brides | | | | |
|-----------------------------------|--------|-------|-------|-------|-------|--------|-------|-------|-------|-------|
| | 2017 | 2018 | 2019 | 2020 | 2021 | 2017 | 2018 | 2019 | 2020 | 2021 |
| Got married | | | | | | | | | | |
| Total | 4 399 | 4 274 | 4 262 | 4 282 | 4 016 | 5 110 | 4 928 | 4 945 | 4 957 | 4 768 |
| under 18 years old | 3 | 2 | 2 | 4 | 0 | 39 | 34 | 37 | 42 | 47 |
| 18-19 | 100 | 113 | 144 | 142 | 103 | 612 | 625 | 649 | 705 | 685 |
| 20-24 | 2 211 | 2 200 | 2 122 | 2 158 | 2 024 | 3 102 | 3 066 | 2 989 | 2 988 | 2 781 |
| 25-28 | 2 085 | 1 959 | 1 994 | 1 978 | 1 889 | 1 357 | 1 203 | 1 270 | 1 222 | 1 255 |
| Never been married | | | | | | | | | | |
| Total | 4 202 | 4 096 | 4 073 | 4 122 | 3 843 | 4 825 | 4 636 | 4 685 | 4 699 | 4 487 |
| under 18 years old | 3 | 2 | 2 | 4 | 0 | 39 | 34 | 37 | 42 | 47 |
| 18-19 | 100 | 112 | 143 | 142 | 103 | 602 | 609 | 645 | 702 | 683 |
| 20-24 | 2 162 | 2 159 | 2 082 | 2 128 | 1 988 | 3 015 | 2 966 | 2 915 | 2 906 | 2 698 |
| 25-28 | 1 937 | 1 823 | 1 846 | 1 848 | 1 752 | 1 169 | 1 027 | 1 088 | 1 049 | 1 059 |
| Widowed | | | | | | | | | | |
| Total | 8 | 6 | 5 | 6 | 6 | 13 | 6 | 9 | 7 | 9 |
| under 18 years old | 0 | 0 | 0 | 0 | 0 | 0 | 0 | 0 | 0 | 0 |
| 18-19 | 0 | 0 | 0 | 0 | 0 | 0 | 0 | 0 | 0 | 0 |
| 20-24 | 4 | 4 | 2 | 5 | 4 | 3 | 6 | 2 | 2 | 1 |
| 25-28 | 4 | 2 | 3 | 1 | 2 | 10 | 0 | 7 | 5 | 8 |
| Divorced | | | | | | | | | | |
| Total | 187 | 171 | 184 | 154 | 166 | 263 | 269 | 248 | 250 | 268 |
| under 18 years old | 0 | 0 | 0 | 0 | 0 | 0 | 0 | 0 | 0 | 0 |
| 18-19 | 0 | 0 | 1 | 0 | 0 | 3 | 2 | 2 | 2 | 0 |
| 20-24 | 44 | 37 | 38 | 25 | 32 | 82 | 92 | 71 | 80 | 81 |
| 25-28 | 143 | 134 | 145 | 129 | 134 | 178 | 175 | 175 | 168 | 187 |
| Unspecified marital status | | | | | | | | | | |
| Total | 2 | 1 | 0 | 0 | 1 | 9 | 17 | 3 | 1 | 4 |
| under 18 years old | 0 | 0 | 0 | 0 | 0 | 0 | 0 | 0 | 0 | 0 |
| 18-19 | 0 | 1 | 0 | 0 | 0 | 7 | 14 | 2 | 1 | 2 |
| 20-24 | 1 | 0 | 0 | 0 | 0 | 2 | 2 | 1 | 0 | 1 |
| 25-28 | 1 | 0 | 0 | 0 | 1 | 0 | 1 | 0 | 0 | 1 |

Almaty

people

| | Grooms | | | | | Brides | | | | |
|---------------------------|--------|-------|-------|-------|-------|--------|--------|--------|-------|-------|
| | 2017 | 2018 | 2019 | 2020 | 2021 | 2017 | 2018 | 2019 | 2020 | 2021 |
| Got married | | | | | | | | | | |
| Total | 9 049 | 8 363 | 8 035 | 7 701 | 7 760 | 11 274 | 10 287 | 10 118 | 9 539 | 9 762 |
| under 18 years old | 5 | 4 | 6 | 8 | 6 | 148 | 143 | 114 | 129 | 108 |
| 18-19 | 194 | 212 | 221 | 245 | 228 | 1 598 | 1 606 | 1 658 | 1 653 | 1 808 |
| 20-24 | 4 209 | 3 906 | 3 733 | 3 690 | 3 692 | 6 598 | 5 893 | 5 755 | 5 503 | 5 485 |
| 25-28 | 4 641 | 4 241 | 4 075 | 3 758 | 3 834 | 2 930 | 2 645 | 2 591 | 2 254 | 2 361 |
| Never been married | | | | | | | | | | |
| Total | 8 749 | 8 054 | 7 767 | 7 445 | 7 520 | 10 799 | 9 851 | 9 642 | 9 127 | 9 354 |
| under 18 years old | 5 | 4 | 6 | 8 | 6 | 148 | 143 | 114 | 129 | 108 |
| 18-19 | 193 | 210 | 221 | 241 | 228 | 1 594 | 1 602 | 1 645 | 1 634 | 1 805 |
| 20-24 | 4 152 | 3 856 | 3 686 | 3 646 | 3 645 | 6 425 | 5 750 | 5 617 | 5 368 | 5 348 |
| 25-28 | 4 399 | 3 984 | 3 854 | 3 550 | 3 641 | 2 632 | 2 356 | 2 266 | 1 996 | 2 093 |
| Widowed | | | | | | | | | | |
| Total | 13 | 10 | 16 | 10 | 5 | 25 | 19 | 20 | 23 | 19 |
| under 18 years old | 0 | 0 | 0 | 0 | 0 | 0 | 0 | 0 | 0 | 0 |
| 18-19 | 0 | 0 | 0 | 0 | 0 | 2 | 0 | 1 | 1 | 0 |

Continuation

| | Grooms | | | | | Brides | | | | |
|-----------------------------------|--------|------|------|------|------|--------|------|------|------|------|
| | 2017 | 2018 | 2019 | 2020 | 2021 | 2017 | 2018 | 2019 | 2020 | 2021 |
| 20-24 | 1 | 1 | 6 | 3 | 3 | 10 | 9 | 8 | 9 | 9 |
| 25-28 | 12 | 9 | 10 | 7 | 2 | 13 | 10 | 11 | 13 | 10 |
| Divorced | | | | | | | | | | |
| Total | 285 | 296 | 243 | 240 | 235 | 445 | 412 | 440 | 370 | 389 |
| under 18 years old | 0 | 0 | 0 | 0 | 0 | 0 | 0 | 0 | 0 | 0 |
| 18-19 | 1 | 0 | 0 | 2 | 0 | 0 | 1 | 2 | 2 | 3 |
| 20-24 | 54 | 49 | 36 | 38 | 44 | 161 | 133 | 126 | 124 | 128 |
| 25-28 | 230 | 247 | 207 | 200 | 191 | 284 | 278 | 312 | 244 | 258 |
| Unspecified marital status | | | | | | | | | | |
| Total | 2 | 3 | 9 | 6 | 0 | 5 | 5 | 16 | 19 | 0 |
| under 18 years old | 0 | 0 | 0 | 0 | 0 | 0 | 0 | 0 | 0 | 0 |
| 18-19 | 0 | 2 | 0 | 2 | 0 | 2 | 3 | 10 | 16 | 0 |
| 20-24 | 2 | 0 | 5 | 3 | 0 | 2 | 1 | 4 | 2 | 0 |
| 25-28 | 0 | 1 | 4 | 1 | 0 | 1 | 1 | 2 | 1 | 0 |

Atyrau

people

| | Grooms | | | | | Brides | | | | |
|-----------------------------------|--------|-------|-------|-------|-------|--------|-------|-------|-------|-------|
| | 2017 | 2018 | 2019 | 2020 | 2021 | 2017 | 2018 | 2019 | 2020 | 2021 |
| Got married | | | | | | | | | | |
| Total | 3 401 | 3 459 | 3 358 | 3 412 | 3 418 | 3 857 | 3 928 | 3 815 | 3 875 | 3 932 |
| under 18 years old | 8 | 9 | 3 | 8 | 7 | 57 | 71 | 54 | 70 | 58 |
| 18-19 | 118 | 152 | 161 | 146 | 154 | 623 | 599 | 579 | 625 | 692 |
| 20-24 | 1 863 | 1 886 | 1 784 | 1 873 | 1 834 | 2 225 | 2 326 | 2 261 | 2 285 | 2 255 |
| 25-28 | 1 412 | 1 412 | 1 410 | 1 385 | 1 423 | 952 | 932 | 921 | 895 | 927 |
| Never been married | | | | | | | | | | |
| Total | 3 226 | 3 297 | 3 222 | 3 280 | 3 280 | 3 607 | 3 694 | 3 606 | 3 656 | 3 711 |
| under 18 years old | 8 | 9 | 3 | 8 | 7 | 57 | 71 | 53 | 70 | 56 |
| 18-19 | 118 | 149 | 155 | 140 | 152 | 613 | 590 | 552 | 576 | 674 |
| 20-24 | 1 815 | 1 849 | 1 756 | 1 853 | 1 803 | 2 142 | 2 245 | 2 207 | 2 216 | 2 176 |
| 25-28 | 1 285 | 1 290 | 1 308 | 1 279 | 1 318 | 795 | 788 | 794 | 794 | 805 |
| Widowed | | | | | | | | | | |
| Total | 2 | 6 | 5 | 0 | 2 | 7 | 11 | 5 | 4 | 2 |
| under 18 years old | 0 | 0 | 0 | 0 | 0 | 0 | 0 | 0 | 0 | 0 |
| 18-19 | 0 | 0 | 0 | 0 | 0 | 0 | 2 | 0 | 0 | 0 |
| 20-24 | 1 | 2 | 1 | 0 | 1 | 4 | 2 | 1 | 2 | 1 |
| 25-28 | 1 | 4 | 4 | 0 | 1 | 3 | 7 | 4 | 2 | 1 |
| Divorced | | | | | | | | | | |
| Total | 169 | 147 | 123 | 121 | 121 | 227 | 213 | 176 | 159 | 191 |
| under 18 years old | 0 | 0 | 0 | 0 | 0 | 0 | 0 | 0 | 0 | 0 |
| 18-19 | 0 | 0 | 0 | 1 | 0 | 3 | 2 | 1 | 1 | 2 |
| 20-24 | 43 | 32 | 27 | 18 | 23 | 72 | 76 | 53 | 61 | 70 |
| 25-28 | 126 | 115 | 96 | 102 | 98 | 152 | 135 | 122 | 97 | 119 |
| Unspecified marital status | | | | | | | | | | |
| Total | 4 | 9 | 8 | 11 | 15 | 16 | 10 | 28 | 56 | 28 |
| under 18 years old | 0 | 0 | 0 | 0 | 0 | 0 | 0 | 1 | 0 | 2 |
| 18-19 | 0 | 3 | 6 | 5 | 2 | 7 | 5 | 26 | 48 | 16 |
| 20-24 | 4 | 3 | 0 | 2 | 7 | 7 | 3 | 0 | 6 | 8 |
| 25-28 | 0 | 3 | 2 | 4 | 6 | 2 | 2 | 1 | 2 | 2 |

Batys Kazakhstan

people

| | Grooms | | | | | Brides | | | | |
|---------------------------|--------|-------|-------|-------|-------|--------|-------|-------|-------|-------|
| | 2017 | 2018 | 2019 | 2020 | 2021 | 2017 | 2018 | 2019 | 2020 | 2021 |
| Got married | | | | | | | | | | |
| Total | 3 242 | 3 137 | 2 963 | 2 789 | 2 757 | 3 754 | 3 595 | 3 428 | 3 256 | 3 228 |
| under 18 years old | 1 | 1 | 3 | 5 | 0 | 32 | 31 | 36 | 27 | 25 |
| 18-19 | 85 | 88 | 69 | 66 | 90 | 418 | 447 | 414 | 398 | 487 |
| 20-24 | 1 583 | 1 570 | 1 476 | 1 373 | 1 369 | 2 280 | 2 158 | 2 061 | 1 961 | 1 875 |
| 25-28 | 1 573 | 1 478 | 1 415 | 1 345 | 1 298 | 1 024 | 959 | 917 | 870 | 841 |
| Never been married | | | | | | | | | | |
| Total | 3 128 | 3 034 | 2 865 | 2 683 | 2 652 | 3 551 | 3 404 | 3 251 | 3 054 | 3 006 |
| under 18 years old | 1 | 1 | 3 | 5 | 0 | 32 | 31 | 36 | 26 | 25 |
| 18-19 | 85 | 88 | 69 | 66 | 88 | 417 | 444 | 413 | 392 | 479 |

Continuation

| | Grooms | | | | | Brides | | | | |
|-----------------------------------|--------|-------|-------|-------|-------|--------|-------|-------|-------|-------|
| | 2017 | 2018 | 2019 | 2020 | 2021 | 2017 | 2018 | 2019 | 2020 | 2021 |
| 20-24 | 1 567 | 1 547 | 1 454 | 1 350 | 1 346 | 2 222 | 2 105 | 2 019 | 1 903 | 1 810 |
| 25-28 | 1 475 | 1 398 | 1 339 | 1 262 | 1 218 | 880 | 824 | 783 | 733 | 692 |
| Widowed | | | | | | | | | | |
| Total | 2 | 2 | 4 | 3 | 0 | 5 | 7 | 8 | 11 | 5 |
| under 18 years old | 0 | 0 | 0 | 0 | 0 | 0 | 0 | 0 | 0 | 0 |
| 18-19 | 0 | 0 | 0 | 0 | 0 | 0 | 0 | 1 | 0 | 0 |
| 20-24 | 0 | 0 | 1 | 1 | 0 | 3 | 1 | 1 | 5 | 3 |
| 25-28 | 2 | 2 | 3 | 2 | 0 | 2 | 6 | 6 | 6 | 2 |
| Divorced | | | | | | | | | | |
| Total | 111 | 101 | 94 | 89 | 95 | 196 | 184 | 169 | 161 | 187 |
| under 18 years old | 0 | 0 | 0 | 0 | 0 | 0 | 0 | 0 | 0 | 0 |
| 18-19 | 0 | 0 | 0 | 0 | 0 | 0 | 3 | 0 | 0 | 0 |
| 20-24 | 16 | 23 | 21 | 16 | 18 | 55 | 52 | 41 | 37 | 49 |
| 25-28 | 95 | 78 | 73 | 73 | 77 | 141 | 129 | 128 | 124 | 138 |
| Unspecified marital status | | | | | | | | | | |
| Total | 1 | 0 | 0 | 14 | 10 | 2 | 0 | 0 | 30 | 30 |
| under 18 years old | 0 | 0 | 0 | 0 | 0 | 0 | 0 | 0 | 1 | 0 |
| 18-19 | 0 | 0 | 0 | 0 | 2 | 1 | 0 | 0 | 6 | 8 |
| 20-24 | 0 | 0 | 0 | 6 | 5 | 0 | 0 | 0 | 16 | 13 |
| 25-28 | 1 | 0 | 0 | 8 | 3 | 1 | 0 | 0 | 7 | 9 |

Zhambyl

people

| | Grooms | | | | | Brides | | | | |
|-----------------------------------|--------|-------|-------|-------|-------|--------|-------|-------|-------|-------|
| | 2017 | 2018 | 2019 | 2020 | 2021 | 2017 | 2018 | 2019 | 2020 | 2021 |
| Got married | | | | | | | | | | |
| Total | 5 105 | 5 126 | 4 903 | 4 920 | 4 635 | 6 286 | 6 310 | 6 116 | 6 065 | 5 725 |
| under 18 years old | 1 | 3 | 3 | 3 | 3 | 96 | 84 | 86 | 88 | 79 |
| 18-19 | 125 | 136 | 155 | 143 | 127 | 1 269 | 1 363 | 1 343 | 1 497 | 1 442 |
| 20-24 | 2 531 | 2 487 | 2 372 | 2 470 | 2 223 | 3 726 | 3 665 | 3 494 | 3 394 | 3 085 |
| 25-28 | 2 448 | 2 500 | 2 373 | 2 304 | 2 282 | 1 195 | 1 198 | 1 193 | 1 086 | 1 119 |
| Never been married | | | | | | | | | | |
| Total | 4 937 | 4 957 | 4 763 | 4 771 | 4 478 | 6 073 | 6 055 | 5 850 | 5 846 | 5 460 |
| under 18 years old | 1 | 3 | 3 | 3 | 3 | 96 | 84 | 85 | 88 | 78 |
| 18-19 | 125 | 136 | 155 | 142 | 126 | 1 257 | 1 354 | 1 331 | 1 483 | 1 423 |
| 20-24 | 2 495 | 2 464 | 2 346 | 2 435 | 2 197 | 3 648 | 3 577 | 3 407 | 3 319 | 2 989 |
| 25-28 | 2 316 | 2 354 | 2 259 | 2 191 | 2 152 | 1 072 | 1 040 | 1 027 | 956 | 970 |
| Widowed | | | | | | | | | | |
| Total | 6 | 2 | 1 | 4 | 15 | 6 | 10 | 14 | 13 | 13 |
| under 18 years old | 0 | 0 | 0 | 0 | 0 | 0 | 0 | 0 | 0 | 0 |
| 18-19 | 0 | 0 | 0 | 0 | 0 | 0 | 0 | 1 | 1 | 2 |
| 20-24 | 2 | 0 | 1 | 2 | 3 | 2 | 3 | 5 | 8 | 6 |
| 25-28 | 4 | 2 | 0 | 2 | 12 | 4 | 7 | 8 | 4 | 5 |
| Divorced | | | | | | | | | | |
| Total | 159 | 156 | 132 | 132 | 128 | 190 | 224 | 229 | 178 | 218 |
| under 18 years old | 0 | 0 | 0 | 0 | 0 | 0 | 0 | 0 | 0 | 0 |
| 18-19 | 0 | 0 | 0 | 1 | 0 | 2 | 1 | 4 | 2 | 2 |
| 20-24 | 32 | 18 | 20 | 25 | 16 | 72 | 78 | 73 | 55 | 75 |
| 25-28 | 127 | 138 | 112 | 106 | 112 | 116 | 145 | 152 | 121 | 141 |
| Unspecified marital status | | | | | | | | | | |
| Total | 3 | 11 | 7 | 13 | 14 | 17 | 21 | 23 | 28 | 34 |
| under 18 years old | 0 | 0 | 0 | 0 | 0 | 0 | 0 | 1 | | 1 |
| 18-19 | 0 | 0 | 0 | 0 | 1 | 10 | 8 | 7 | 11 | 15 |
| 20-24 | 2 | 5 | 5 | 8 | 7 | 4 | 7 | 9 | 12 | 15 |
| 25-28 | 1 | 6 | 2 | 5 | 6 | 3 | 6 | 6 | 5 | 3 |

Karagandy

people

| | Grooms | | | | | Brides | | | | |
|-----------------------------------|--------|-------|-------|-------|-------|--------|-------|-------|-------|-------|
| | 2017 | 2018 | 2019 | 2020 | 2021 | 2017 | 2018 | 2019 | 2020 | 2021 |
| Got married | | | | | | | | | | |
| Total | 6 223 | 5 945 | 5 590 | 5 391 | 5 124 | 7 357 | 7 140 | 6 664 | 6 403 | 6 137 |
| under 18 years old | 4 | 9 | 6 | 6 | 9 | 118 | 84 | 111 | 77 | 71 |
| 18-19 | 146 | 169 | 152 | 138 | 127 | 844 | 919 | 835 | 884 | 879 |
| 20-24 | 3 012 | 2 845 | 2 663 | 2 587 | 2 426 | 4 318 | 4 140 | 3 854 | 3 694 | 3 498 |
| 25-28 | 3 061 | 2 922 | 2 769 | 2 660 | 2 562 | 2 077 | 1 997 | 1 864 | 1 748 | 1 689 |
| Never been married | | | | | | | | | | |
| Total | 5 902 | 5 625 | 5 294 | 5 167 | 4 896 | 6 818 | 6 569 | 6 120 | 5 977 | 5 678 |
| under 18 years old | 4 | 9 | 6 | 6 | 9 | 118 | 84 | 110 | 77 | 71 |
| 18-19 | 146 | 169 | 151 | 138 | 127 | 838 | 919 | 831 | 880 | 876 |
| 20-24 | 2 962 | 2 779 | 2 607 | 2 536 | 2 391 | 4 152 | 3 938 | 3 675 | 3 576 | 3 373 |
| 25-28 | 2 790 | 2 668 | 2 530 | 2 487 | 2 369 | 1 710 | 1 628 | 1 504 | 1 444 | 1 358 |
| Widowed | | | | | | | | | | |
| Total | 6 | 8 | 14 | 8 | 3 | 15 | 24 | 9 | 9 | 17 |
| under 18 years old | 0 | 0 | 0 | 0 | 0 | 0 | 0 | 0 | 0 | 0 |
| 18-19 | 0 | 0 | 0 | 0 | 0 | 1 | 0 | 0 | 0 | 1 |
| 20-24 | 3 | 4 | 8 | 3 | 1 | 3 | 7 | 0 | 4 | 7 |
| 25-28 | 3 | 4 | 6 | 5 | 2 | 11 | 17 | 9 | 5 | 9 |
| Divorced | | | | | | | | | | |
| Total | 315 | 312 | 282 | 216 | 220 | 524 | 547 | 535 | 417 | 441 |
| under 18 years old | 0 | 0 | 0 | 0 | 0 | 0 | 0 | 1 | 0 | 0 |
| 18-19 | 0 | 0 | 1 | 0 | 0 | 5 | 0 | 4 | 4 | 1 |
| 20-24 | 47 | 62 | 48 | 48 | 32 | 163 | 195 | 179 | 114 | 118 |
| 25-28 | 268 | 250 | 233 | 168 | 188 | 356 | 352 | 351 | 299 | 322 |
| Unspecified marital status | | | | | | | | | | |
| Total | 0 | 0 | 0 | 0 | 5 | 0 | 0 | 0 | 0 | 1 |
| under 18 years old | 0 | 0 | 0 | 0 | 0 | 0 | 0 | 0 | 0 | 0 |
| 18-19 | 0 | 0 | 0 | 0 | 0 | 0 | 0 | 0 | 0 | 1 |
| 20-24 | 0 | 0 | 0 | 0 | 2 | 0 | 0 | 0 | 0 | 0 |
| 25-28 | 0 | 0 | 0 | 0 | 3 | 0 | 0 | 0 | 0 | - |

Kostanai

people

| | Grooms | | | | | Brides | | | | |
|-----------------------------------|--------|-------|-------|-------|-------|--------|-------|-------|-------|-------|
| | 2017 | 2018 | 2019 | 2020 | 2021 | 2017 | 2018 | 2019 | 2020 | 2021 |
| Got married | | | | | | | | | | |
| Total | 3 349 | 3 008 | 2 936 | 2 545 | 2 633 | 3 935 | 3 633 | 3 474 | 3 068 | 3 219 |
| under 18 years old | 0 | 3 | 5 | 2 | 4 | 43 | 56 | 43 | 48 | 41 |
| 18-19 | 73 | 68 | 86 | 92 | 81 | 477 | 401 | 427 | 432 | 440 |
| 20-24 | 1 539 | 1 365 | 1 361 | 1 165 | 1 243 | 2 180 | 2 065 | 2 039 | 1 741 | 1 829 |
| 25-28 | 1 737 | 1 572 | 1 484 | 1 286 | 1 305 | 1 235 | 1 111 | 965 | 847 | 909 |
| Never been married | | | | | | | | | | |
| Total | 3 145 | 2 838 | 2 796 | 2 430 | 2 485 | 3 575 | 3 283 | 3 148 | 2 807 | 2 921 |
| under 18 years old | 0 | 3 | 5 | 2 | 4 | 43 | 56 | 43 | 48 | 41 |
| 18-19 | 73 | 68 | 86 | 92 | 81 | 475 | 399 | 427 | 431 | 439 |
| 20-24 | 1 515 | 1 342 | 1 344 | 1 152 | 1 218 | 2 091 | 1 963 | 1 945 | 1 661 | 1 735 |
| 25-28 | 1 557 | 1 425 | 1 361 | 1 184 | 1 182 | 966 | 865 | 733 | 667 | 706 |
| Widowed | | | | | | | | | | |
| Total | 0 | 0 | 1 | 4 | 2 | 6 | 7 | 9 | 14 | 7 |
| under 18 years old | 0 | 0 | 0 | 0 | 0 | 0 | 0 | 0 | 0 | 0 |
| 18-19 | 0 | 0 | 0 | 0 | 0 | 0 | 0 | 0 | 0 | 0 |
| 20-24 | 0 | 0 | 0 | 1 | 1 | 1 | 1 | 3 | 5 | 0 |
| 25-28 | 0 | 0 | 1 | 3 | 1 | 5 | 6 | 6 | 9 | 7 |
| Divorced | | | | | | | | | | |
| Total | 204 | 170 | 139 | 111 | 144 | 354 | 343 | 317 | 247 | 289 |
| under 18 years old | 0 | 0 | 0 | 0 | 0 | 0 | 0 | 0 | 0 | 0 |
| 18-19 | 0 | 0 | 0 | 0 | 0 | 2 | 2 | 0 | 1 | 1 |
| 20-24 | 24 | 23 | 17 | 12 | 23 | 88 | 101 | 91 | 75 | 93 |
| 25-28 | 180 | 147 | 122 | 99 | 121 | 264 | 240 | 226 | 171 | 195 |
| Unspecified marital status | | | | | | | | | | |
| Total | 0 | 0 | 0 | 0 | 2 | 0 | 0 | 0 | 0 | 2 |
| under 18 years old | 0 | 0 | 0 | 0 | 0 | 0 | 0 | 0 | 0 | 0 |
| 18-19 | 0 | 0 | 0 | 0 | 0 | 0 | 0 | 0 | 0 | 0 |
| 20-24 | 0 | 0 | 0 | 0 | 1 | 0 | 0 | 0 | 0 | 1 |
| 25-28 | 0 | 0 | 0 | 0 | 1 | 0 | 0 | 0 | 0 | 1 |

Kyzylorda

people

| | Grooms | | | | | Brides | | | | |
|-----------------------------------|--------|-------|-------|-------|-------|--------|-------|-------|-------|-------|
| | 2017 | 2018 | 2019 | 2020 | 2021 | 2017 | 2018 | 2019 | 2020 | 2021 |
| Got married | | | | | | | | | | |
| Total | 3 788 | 3 859 | 3 854 | 4 021 | 3 892 | 4 660 | 4 695 | 4 748 | 4 864 | 4 716 |
| under 18 years old | 5 | 2 | 3 | 3 | 4 | 27 | 37 | 30 | 33 | 23 |
| 18-19 | 104 | 95 | 93 | 105 | 112 | 567 | 597 | 636 | 674 | 772 |
| 20-24 | 1 824 | 1 835 | 1 789 | 1 862 | 1 887 | 3 032 | 2 986 | 2 936 | 3 019 | 2 869 |
| 25-28 | 1 855 | 1 927 | 1 969 | 2 051 | 1 889 | 1 034 | 1 075 | 1 146 | 1 138 | 1 052 |
| Never been married | | | | | | | | | | |
| Total | 3 667 | 3 752 | 3 751 | 3 922 | 3 801 | 4 480 | 4 526 | 4 564 | 4 669 | 4 526 |
| under 18 years old | 5 | 2 | 3 | 3 | 4 | 27 | 37 | 30 | 33 | 23 |
| 18-19 | 104 | 93 | 91 | 105 | 111 | 566 | 593 | 629 | 662 | 759 |
| 20-24 | 1 800 | 1 819 | 1 769 | 1 847 | 1 872 | 2 968 | 2 940 | 2 888 | 2 966 | 2 814 |
| 25-28 | 1 758 | 1 838 | 1 888 | 1 967 | 1 814 | 919 | 956 | 1 017 | 1 008 | 930 |
| Widowed | | | | | | | | | | |
| Total | 1 | 6 | 5 | 3 | 7 | 7 | 10 | 11 | 7 | 10 |
| under 18 years old | 0 | 0 | 0 | 0 | 0 | 0 | 0 | 0 | 0 | 0 |
| 18-19 | 0 | 0 | 1 | 0 | 0 | 0 | 0 | 1 | 0 | 1 |
| 20-24 | 0 | 3 | 0 | 1 | 2 | 2 | 5 | 3 | 6 | 4 |
| 25-28 | 1 | 3 | 4 | 2 | 5 | 5 | 5 | 7 | 1 | 5 |
| Divorced | | | | | | | | | | |
| Total | 119 | 96 | 92 | 93 | 80 | 169 | 153 | 162 | 172 | 164 |
| under 18 years old | 0 | 0 | 0 | 0 | 0 | 0 | 0 | 0 | 0 | 0 |
| 18-19 | 0 | 0 | 1 | 0 | 0 | 0 | 1 | 4 | 2 | 1 |
| 20-24 | 24 | 12 | 16 | 13 | 10 | 59 | 39 | 38 | 43 | 46 |
| 25-28 | 95 | 84 | 75 | 80 | 70 | 110 | 113 | 120 | 127 | 117 |
| Unspecified marital status | | | | | | | | | | |
| Total | 1 | 5 | 6 | 3 | 4 | 4 | 6 | 11 | 16 | 16 |
| under 18 years old | 0 | 0 | 0 | 0 | 0 | 0 | 0 | 0 | 0 | 0 |
| 18-19 | 0 | 2 | 0 | 0 | 1 | 1 | 3 | 2 | 10 | 11 |
| 20-24 | 0 | 1 | 4 | 1 | 3 | 3 | 2 | 7 | 4 | 5 |
| 25-28 | 1 | 2 | 2 | 2 | 0 | 0 | 1 | 2 | 2 | 0 |

Mangystau

people

| | Grooms | | | | | Brides | | | | |
|-----------------------------------|--------|-------|-------|-------|-------|--------|-------|-------|-------|-------|
| | 2017 | 2018 | 2019 | 2020 | 2021 | 2017 | 2018 | 2019 | 2020 | 2021 |
| Got married | | | | | | | | | | |
| Total | 3 968 | 3 904 | 3 850 | 3 540 | 3 849 | 4 479 | 4 449 | 4 372 | 4 047 | 4 421 |
| under 18 years old | 3 | 1 | 9 | 5 | 2 | 82 | 70 | 63 | 51 | 52 |
| 18-19 | 221 | 223 | 206 | 185 | 250 | 877 | 880 | 906 | 827 | 1 018 |
| 20-24 | 2 225 | 2 126 | 2 128 | 1 941 | 2 187 | 2 624 | 2 550 | 2 487 | 2 365 | 2 494 |
| 25-28 | 1 519 | 1 554 | 1 507 | 1 409 | 1 410 | 896 | 949 | 916 | 804 | 857 |
| Never been married | | | | | | | | | | |
| Total | 3 781 | 3 703 | 3 679 | 3 420 | 3 727 | 4 261 | 4 213 | 4 184 | 3 869 | 4 244 |
| under 18 years old | 3 | 1 | 9 | 5 | 2 | 82 | 69 | 63 | 51 | 51 |
| 18-19 | 219 | 215 | 204 | 184 | 248 | 864 | 854 | 898 | 820 | 1 010 |
| 20-24 | 2 182 | 2 071 | 2 082 | 1 916 | 2 155 | 2 550 | 2 461 | 2 418 | 2 313 | 2 437 |
| 25-28 | 1 377 | 1 416 | 1 384 | 1 315 | 1 322 | 765 | 829 | 805 | 685 | 746 |
| Widowed | | | | | | | | | | |
| Total | 7 | 4 | 12 | 5 | 5 | 12 | 11 | 14 | 10 | 5 |
| under 18 years old | 0 | 0 | 0 | 0 | 0 | 0 | 0 | 0 | 0 | 0 |
| 18-19 | 0 | 0 | 0 | 1 | 0 | 1 | 1 | 2 | 3 | 0 |
| 20-24 | 3 | 1 | 7 | 3 | 3 | 7 | 7 | 6 | 4 | 3 |
| 25-28 | 4 | 3 | 5 | 1 | 2 | 4 | 3 | 6 | 3 | 2 |
| Divorced | | | | | | | | | | |
| Total | 168 | 180 | 153 | 113 | 102 | 188 | 182 | 157 | 162 | 149 |
| under 18 years old | 0 | 0 | 0 | 0 | 0 | 0 | 0 | 0 | 0 | 0 |
| 18-19 | 0 | 0 | 0 | 0 | 0 | 1 | 0 | 1 | 2 | 0 |
| 20-24 | 36 | 50 | 35 | 21 | 20 | 61 | 70 | 52 | 44 | 43 |
| 25-28 | 132 | 130 | 118 | 92 | 82 | 126 | 112 | 104 | 116 | 106 |
| Unspecified marital status | | | | | | | | | | |
| Total | 12 | 17 | 6 | 2 | 15 | 18 | 43 | 17 | 6 | 23 |
| under 18 years old | 0 | 0 | 0 | 0 | 0 | 0 | 1 | 0 | 0 | 1 |

Continuation

| | Grooms | | | | | Brides | | | | |
|-------|--------|------|------|------|------|--------|------|------|------|------|
| | 2017 | 2018 | 2019 | 2020 | 2021 | 2017 | 2018 | 2019 | 2020 | 2021 |
| 18-19 | 2 | 8 | 2 | 0 | 2 | 11 | 25 | 5 | 2 | 8 |
| 20-24 | 4 | 4 | 4 | 1 | 9 | 6 | 12 | 11 | 4 | 11 |
| 25-28 | 6 | 5 | 0 | 1 | 4 | 1 | 5 | 1 | 0 | 3 |

Pavlodar

people

| | Grooms | | | | | Brides | | | | |
|-----------------------------------|--------|-------|-------|-------|-------|--------|-------|-------|-------|-------|
| | 2017 | 2018 | 2019 | 2020 | 2021 | 2017 | 2018 | 2019 | 2020 | 2021 |
| Got married | | | | | | | | | | |
| Total | 3 148 | 2 884 | 2 818 | 2 688 | 2 521 | 3 695 | 3 431 | 3 318 | 3 120 | 2 990 |
| under 18 years old | 5 | 6 | 6 | 11 | 3 | 50 | 54 | 50 | 45 | 49 |
| 18-19 | 97 | 99 | 74 | 105 | 104 | 433 | 406 | 401 | 446 | 450 |
| 20-24 | 1 508 | 1 397 | 1 427 | 1 301 | 1 253 | 2 110 | 1 957 | 1 917 | 1 749 | 1 674 |
| 25-28 | 1 538 | 1 382 | 1 311 | 1 271 | 1 161 | 1 102 | 1 014 | 950 | 880 | 817 |
| Never been married | | | | | | | | | | |
| Total | 2 951 | 2 704 | 2 639 | 2 562 | 2 403 | 3 366 | 3 108 | 3 038 | 2 881 | 2 749 |
| under 18 years old | 5 | 6 | 6 | 11 | 3 | 50 | 54 | 50 | 45 | 49 |
| 18-19 | 97 | 97 | 74 | 105 | 104 | 426 | 402 | 400 | 444 | 447 |
| 20-24 | 1 477 | 1 362 | 1 395 | 1 275 | 1 226 | 2 005 | 1 847 | 1 835 | 1 673 | 1 608 |
| 25-28 | 1 372 | 1 239 | 1 164 | 1 171 | 1 070 | 885 | 805 | 753 | 719 | 645 |
| Widowed | | | | | | | | | | |
| Total | 5 | 4 | 6 | 3 | 1 | 12 | 7 | 6 | 9 | 5 |
| under 18 years old | 0 | 0 | 0 | 0 | 0 | 0 | 0 | 0 | 0 | 0 |
| 18-19 | 0 | 0 | 0 | 0 | 0 | 4 | 1 | 0 | 0 | 0 |
| 20-24 | 1 | 4 | 2 | 3 | 0 | 3 | 2 | 2 | 3 | 1 |
| 25-28 | 4 | 0 | 4 | 0 | 1 | 5 | 4 | 4 | 6 | 4 |
| Divorced | | | | | | | | | | |
| Total | 192 | 176 | 171 | 123 | 117 | 317 | 316 | 274 | 230 | 233 |
| under 18 years old | 0 | 0 | 0 | 0 | 0 | 0 | 0 | 0 | 0 | 0 |
| 18-19 | 0 | 2 | 0 | 0 | 0 | 3 | 3 | 1 | 2 | 1 |
| 20-24 | 30 | 31 | 29 | 23 | 27 | 102 | 108 | 80 | 73 | 64 |
| 25-28 | 162 | 143 | 142 | 100 | 90 | 212 | 205 | 193 | 155 | 168 |
| Unspecified marital status | | | | | | | | | | |
| Total | 0 | 0 | 2 | 0 | 0 | 0 | 0 | 0 | 0 | 3 |
| under 18 years old | 0 | 0 | 0 | 0 | 0 | 0 | 0 | 0 | 0 | 0 |
| 18-19 | 0 | 0 | 0 | 0 | 0 | 0 | 0 | 0 | 0 | 2 |
| 20-24 | 0 | 0 | 1 | 0 | 0 | 0 | 0 | 0 | 0 | 1 |
| 25-28 | 0 | 0 | 1 | 0 | 0 | 0 | 0 | 0 | 0 | 0 |

Soltustik Kazakhstan

people

| | Grooms | | | | | Brides | | | | |
|---------------------------|--------|-------|-------|-------|-------|--------|-------|-------|-------|-------|
| | 2017 | 2018 | 2019 | 2020 | 2021 | 2017 | 2018 | 2019 | 2020 | 2021 |
| Got married | | | | | | | | | | |
| Total | 2 088 | 1 880 | 1 723 | 1 480 | 1 618 | 2 528 | 2 269 | 2 113 | 1 779 | 1 998 |
| under 18 years old | 3 | 2 | 4 | 2 | 1 | 35 | 42 | 47 | 36 | 43 |
| 18-19 | 59 | 51 | 59 | 55 | 57 | 313 | 254 | 283 | 259 | 291 |
| 20-24 | 917 | 858 | 819 | 691 | 784 | 1 387 | 1 276 | 1 120 | 1 015 | 1 081 |
| 25-28 | 1 109 | 969 | 841 | 732 | 776 | 793 | 697 | 663 | 469 | 583 |
| Never been married | | | | | | | | | | |
| Total | 1 992 | 1 774 | 1 639 | 1 406 | 1 530 | 2 306 | 2 068 | 1 911 | 1 630 | 1 787 |
| under 18 years old | 3 | 2 | 4 | 2 | 1 | 35 | 42 | 47 | 36 | 43 |
| 18-19 | 59 | 51 | 59 | 54 | 57 | 311 | 254 | 282 | 252 | 287 |
| 20-24 | 905 | 841 | 805 | 679 | 761 | 1 323 | 1 213 | 1 068 | 962 | 1 015 |
| 25-28 | 1 025 | 880 | 771 | 671 | 711 | 637 | 559 | 514 | 380 | 442 |
| Widowed | | | | | | | | | | |
| Total | 1 | 4 | 0 | 3 | 2 | 5 | 3 | 3 | 5 | 6 |
| under 18 years old | 0 | 0 | 0 | 0 | 0 | 0 | 0 | 0 | 0 | 0 |
| 18-19 | 0 | 0 | 0 | 0 | 0 | 0 | 0 | 0 | 0 | 0 |
| 20-24 | 0 | 2 | 0 | 1 | 2 | 2 | 1 | 1 | 3 | 2 |
| 25-28 | 1 | 2 | 0 | 2 | 0 | 3 | 2 | 2 | 2 | 4 |
| Divorced | | | | | | | | | | |
| Total | 95 | 102 | 84 | 70 | 86 | 217 | 198 | 198 | 139 | 205 |
| under 18 years old | 0 | 0 | 0 | 0 | 0 | 0 | 0 | 0 | 0 | 0 |

Continuation

| | Grooms | | | | | Brides | | | | |
|-----------------------------------|--------|------|------|------|------|--------|------|------|------|------|
| | 2017 | 2018 | 2019 | 2020 | 2021 | 2017 | 2018 | 2019 | 2020 | 2021 |
| 18-19 | 0 | 0 | 0 | 0 | 0 | 2 | 0 | 1 | 3 | 4 |
| 20-24 | 12 | 15 | 14 | 11 | 21 | 62 | 62 | 51 | 49 | 64 |
| 25-28 | 83 | 87 | 70 | 59 | 65 | 153 | 136 | 146 | 87 | 137 |
| Unspecified marital status | | | | | | | | | | |
| Total | 0 | 0 | 0 | 1 | 0 | 0 | 0 | 1 | 5 | 0 |
| under 18 years old | 0 | 0 | 0 | 0 | 0 | 0 | 0 | 0 | 0 | 0 |
| 18-19 | 0 | 0 | 0 | 1 | 0 | 0 | 0 | 0 | 4 | 0 |
| 20-24 | 0 | 0 | 0 | 0 | 0 | 0 | 0 | 0 | 1 | 0 |
| 25-28 | 0 | 0 | 0 | 0 | 0 | 0 | 0 | 1 | 0 | 0 |

Turkistan

people

| | Grooms | | | | | Brides | | | | |
|-----------------------------------|--------|-------|--------|-------|--------|--------|--------|--------|--------|--------|
| | 2017 | 2018 | 2019 | 2020 | 2021 | 2017 | 2018 | 2019 | 2020 | 2021 |
| Got married | | | | | | | | | | |
| Total | 10 342 | 9 599 | 10 012 | 9 950 | 10 045 | 12 642 | 11 788 | 12 332 | 12 064 | 12 317 |
| under 18 years old | 0 | 1 | 1 | 0 | 1 | 39 | 42 | 48 | 58 | 23 |
| 18-19 | 183 | 162 | 173 | 211 | 246 | 2 694 | 2 703 | 2 980 | 3 105 | 3 472 |
| 20-24 | 5 309 | 4 846 | 4 900 | 4 841 | 5 018 | 8 237 | 7 477 | 7 682 | 7 450 | 7 355 |
| 25-28 | 4 850 | 4 590 | 4 938 | 4 898 | 4 780 | 1 672 | 1 566 | 1 622 | 1 451 | 1 467 |
| Never been married | | | | | | | | | | |
| Total | 10 142 | 9 382 | 9 429 | 9 762 | 9 863 | 12 399 | 11 524 | 11 581 | 11 781 | 12 014 |
| under 18 years old | 0 | 1 | 1 | 0 | 1 | 39 | 42 | 46 | 58 | 23 |
| 18-19 | 182 | 160 | 159 | 207 | 244 | 2 675 | 2 687 | 2 839 | 3 061 | 3 425 |
| 20-24 | 5 259 | 4 799 | 4 647 | 4 798 | 4 980 | 8 122 | 7 373 | 7 249 | 7 345 | 7 249 |
| 25-28 | 4 701 | 4 422 | 4 622 | 4 757 | 4 638 | 1 563 | 1 422 | 1 447 | 1 317 | 1 317 |
| Widowed | | | | | | | | | | |
| Total | 19 | 8 | 18 | 14 | 15 | 21 | 17 | 31 | 18 | 22 |
| under 18 years old | 0 | 0 | 0 | 0 | 0 | 0 | 0 | 0 | 0 | 0 |
| 18-19 | 0 | 0 | 1 | 0 | 0 | 1 | 0 | 2 | 1 | 3 |
| 20-24 | 6 | 3 | 5 | 7 | 4 | 16 | 8 | 18 | 11 | 7 |
| 25-28 | 13 | 5 | 12 | 7 | 11 | 4 | 9 | 11 | 6 | 12 |
| Divorced | | | | | | | | | | |
| Total | 163 | 197 | 135 | 147 | 149 | 190 | 218 | 167 | 196 | 220 |
| under 18 years old | 0 | 0 | 0 | 0 | 0 | 0 | 0 | 0 | 0 | 0 |
| 18-19 | 1 | 1 | 0 | 1 | 0 | 2 | 5 | 0 | 1 | 6 |
| 20-24 | 33 | 38 | 23 | 25 | 27 | 85 | 80 | 59 | 72 | 80 |
| 25-28 | 129 | 158 | 112 | 121 | 122 | 103 | 133 | 108 | 123 | 134 |
| Unspecified marital status | | | | | | | | | | |
| Total | 18 | 12 | 430 | 27 | 18 | 32 | 29 | 553 | 69 | 61 |
| under 18 years old | 0 | 0 | 0 | 0 | 0 | 0 | 0 | 2 | 0 | 0 |
| 18-19 | 0 | 1 | 13 | 3 | 2 | 16 | 11 | 139 | 42 | 38 |
| 20-24 | 11 | 6 | 225 | 11 | 7 | 14 | 16 | 356 | 22 | 19 |
| 25-28 | 7 | 5 | 192 | 13 | 9 | 2 | 2 | 56 | 5 | 4 |

Shygyys Kazakhstan

people

| | Grooms | | | | | Brides | | | | |
|---------------------------|--------|-------|-------|-------|-------|--------|-------|-------|-------|-------|
| | 2017 | 2018 | 2019 | 2020 | 2021 | 2017 | 2018 | 2019 | 2020 | 2021 |
| Got married | | | | | | | | | | |
| Total | 5 679 | 5 245 | 5 096 | 4 788 | 4 655 | 6 699 | 6 185 | 6 076 | 5 655 | 5 601 |
| under 18 years old | 3 | 3 | 7 | 10 | 7 | 85 | 77 | 72 | 87 | 80 |
| 18-19 | 131 | 136 | 121 | 122 | 122 | 747 | 656 | 725 | 743 | 761 |
| 20-24 | 2 596 | 2 412 | 2 344 | 2 265 | 2 107 | 3 905 | 3 628 | 3 540 | 3 311 | 3 166 |
| 25-28 | 2 949 | 2 694 | 2 624 | 2 391 | 2 419 | 1 962 | 1 824 | 1 739 | 1 514 | 1 594 |
| Never been married | | | | | | | | | | |
| Total | 5 387 | 4 957 | 4 848 | 4 601 | 4 445 | 6 122 | 5 691 | 5 603 | 5 252 | 5 170 |
| under 18 years old | 3 | 3 | 7 | 10 | 7 | 85 | 77 | 72 | 87 | 80 |
| 18-19 | 130 | 135 | 120 | 121 | 122 | 740 | 655 | 721 | 738 | 759 |
| 20-24 | 2 549 | 2 366 | 2 300 | 2 230 | 2 072 | 3 741 | 3 490 | 3 424 | 3 194 | 3 037 |
| 25-28 | 2 705 | 2 453 | 2 421 | 2 240 | 2 244 | 1 556 | 1 469 | 1 386 | 1 233 | 1 294 |

Continuation

| | Grooms | | | | | Brides | | | | |
|-----------------------------------|--------|------|------|------|------|--------|------|------|------|------|
| | 2017 | 2018 | 2019 | 2020 | 2021 | 2017 | 2018 | 2019 | 2020 | 2021 |
| Widowed | | | | | | | | | | |
| Total | 6 | 8 | 11 | 6 | 4 | 26 | 30 | 14 | 17 | 9 |
| under 18 years old | 0 | 0 | 0 | 0 | 0 | 0 | 0 | 0 | 0 | 0 |
| 18-19 | 0 | 0 | 0 | 0 | 0 | 2 | 1 | 0 | 1 | 1 |
| 20-24 | 1 | 6 | 2 | 0 | 1 | 10 | 6 | 3 | 4 | 2 |
| 25-28 | 5 | 2 | 9 | 6 | 3 | 14 | 23 | 11 | 12 | 6 |
| Divorced | | | | | | | | | | |
| Total | 286 | 280 | 235 | 177 | 205 | 551 | 463 | 457 | 385 | 422 |
| under 18 years old | 0 | 0 | 0 | 0 | 0 | 0 | 0 | 0 | 0 | 0 |
| 18-19 | 1 | 1 | 0 | 1 | 0 | 5 | 0 | 4 | 4 | 1 |
| 20-24 | 46 | 40 | 42 | 34 | 34 | 154 | 131 | 112 | 112 | 127 |
| 25-28 | 239 | 239 | 193 | 142 | 171 | 392 | 332 | 341 | 269 | 294 |
| Unspecified marital status | | | | | | | | | | |
| Total | 0 | 0 | 2 | 4 | 1 | 0 | 1 | 2 | 1 | 0 |
| under 18 years old | 0 | 0 | 0 | 0 | 0 | 0 | 0 | 0 | 0 | 0 |
| 18-19 | 0 | 0 | 1 | 0 | 0 | 0 | 0 | 0 | 0 | 0 |
| 20-24 | 0 | 0 | 0 | 1 | 0 | 0 | 1 | 1 | 1 | 0 |
| 25-28 | 0 | 0 | 1 | 3 | 1 | 0 | 0 | 1 | 0 | 0 |

Astana city

people

| | Grooms | | | | | Brides | | | | |
|-----------------------------------|--------|-------|-------|-------|-------|--------|-------|-------|-------|-------|
| | 2017 | 2018 | 2019 | 2020 | 2021 | 2017 | 2018 | 2019 | 2020 | 2021 |
| Got married | | | | | | | | | | |
| Total | 7 062 | 6 823 | 6 807 | 6 450 | 6 786 | 8 493 | 8 195 | 8 107 | 7 726 | 8 351 |
| under 18 years old | 3 | 3 | 3 | 1 | 2 | 27 | 36 | 37 | 27 | 34 |
| 18-19 | 94 | 81 | 107 | 87 | 89 | 587 | 510 | 551 | 553 | 740 |
| 20-24 | 2 947 | 2 948 | 2 797 | 2 671 | 2 826 | 4 957 | 4 797 | 4 700 | 4 376 | 4 636 |
| 25-28 | 4 018 | 3 791 | 3 900 | 3 691 | 3 869 | 2 922 | 2 852 | 2 819 | 2 770 | 2 941 |
| Never been married | | | | | | | | | | |
| Total | 6 770 | 6 540 | 6 495 | 6 219 | 6 501 | 8 075 | 7 777 | 7 685 | 7 379 | 7 900 |
| under 18 years old | 3 | 3 | 3 | 1 | 2 | 27 | 35 | 37 | 27 | 34 |
| 18-19 | 91 | 78 | 106 | 82 | 89 | 578 | 497 | 540 | 538 | 734 |
| 20-24 | 2 915 | 2 908 | 2 742 | 2 629 | 2 778 | 4 836 | 4 682 | 4 572 | 4 278 | 4 497 |
| 25-28 | 3 761 | 3 551 | 3 644 | 3 507 | 3 632 | 2 634 | 2 563 | 2 536 | 2 536 | 2 635 |
| Widowed | | | | | | | | | | |
| Total | 6 | 8 | 8 | 10 | 8 | 15 | 18 | 11 | 10 | 12 |
| under 18 years old | 0 | 0 | 0 | 0 | 0 | 0 | 1 | 0 | 0 | 0 |
| 18-19 | 0 | 0 | 0 | 0 | 0 | 0 | 1 | 0 | 2 | 0 |
| 20-24 | 0 | 2 | 2 | 6 | 4 | 9 | 8 | 6 | 2 | 4 |
| 25-28 | 6 | 6 | 6 | 4 | 4 | 6 | 8 | 5 | 6 | 8 |
| Divorced | | | | | | | | | | |
| Total | 278 | 258 | 291 | 207 | 262 | 387 | 376 | 386 | 307 | 422 |
| under 18 years old | 0 | 0 | 0 | 0 | 0 | 0 | 0 | 0 | 0 | 0 |
| 18-19 | 3 | 0 | 0 | 0 | 0 | 2 | 1 | 0 | 1 | 2 |
| 20-24 | 32 | 31 | 47 | 31 | 36 | 108 | 101 | 113 | 85 | 129 |
| 25-28 | 243 | 227 | 244 | 176 | 226 | 277 | 274 | 273 | 221 | 291 |
| Unspecified marital status | | | | | | | | | | |
| Total | 8 | 17 | 13 | 14 | 15 | 16 | 24 | 25 | 30 | 17 |
| under 18 years old | 0 | 0 | 0 | 0 | 0 | 0 | 0 | 0 | 0 | 0 |
| 18-19 | 0 | 3 | 1 | 5 | 0 | 7 | 11 | 11 | 12 | 4 |
| 20-24 | 0 | 7 | 6 | 5 | 8 | 4 | 6 | 9 | 11 | 6 |
| 25-28 | 8 | 7 | 6 | 4 | 7 | 5 | 7 | 5 | 7 | 7 |

Almaty city

people

| | Grooms | | | | | Brides | | | | |
|--------------------|--------|-------|--------|-------|-------|--------|--------|--------|--------|--------|
| | 2017 | 2018 | 2019 | 2020 | 2021 | 2017 | 2018 | 2019 | 2020 | 2021 |
| Got married | | | | | | | | | | |
| Total | 9 917 | 9 673 | 10 051 | 8 910 | 9 956 | 12 073 | 11 887 | 12 491 | 11 070 | 12 365 |
| under 18 years old | 0 | 3 | 5 | 0 | 3 | 50 | 50 | 54 | 42 | 48 |
| 18-19 | 126 | 156 | 184 | 159 | 185 | 875 | 934 | 1 062 | 965 | 1 174 |
| 20-24 | 4 093 | 4 036 | 4 210 | 3 635 | 4 202 | 6 854 | 6 666 | 6 985 | 6 125 | 7 002 |
| 25-28 | 5 698 | 5 478 | 5 652 | 5 116 | 5 566 | 4 294 | 4 237 | 4 390 | 3 938 | 4 141 |

Continuation

| | Grooms | | | | | Brides | | | | |
|-----------------------------------|--------|-------|-------|-------|-------|--------|--------|--------|--------|--------|
| | 2017 | 2018 | 2019 | 2020 | 2021 | 2017 | 2018 | 2019 | 2020 | 2021 |
| Never been married | | | | | | | | | | |
| Total | 9 480 | 9 326 | 9 691 | 8 607 | 9 599 | 11 477 | 11 265 | 11 862 | 10 590 | 11 783 |
| under 18 years old | 0 | 3 | 5 | 0 | 3 | 50 | 49 | 54 | 42 | 48 |
| 18-19 | 126 | 155 | 182 | 155 | 185 | 870 | 921 | 1 038 | 948 | 1 161 |
| 20-24 | 4 038 | 3 990 | 4 148 | 3 587 | 4 147 | 6 694 | 6 502 | 6 817 | 6 003 | 6 848 |
| 25-28 | 5 316 | 5 178 | 5 356 | 4 865 | 5 264 | 3 863 | 3 793 | 3 953 | 3 597 | 3 726 |
| Widowed | | | | | | | | | | |
| Total | 7 | 4 | 7 | 4 | 9 | 28 | 11 | 20 | 15 | 14 |
| under 18 years old | 0 | 0 | 0 | 0 | 0 | 0 | 0 | 0 | 0 | 0 |
| 18-19 | 0 | 0 | 0 | 0 | 0 | 1 | 0 | 1 | 0 | 0 |
| 20-24 | 3 | 2 | 2 | 3 | 2 | 14 | 4 | 9 | 8 | 4 |
| 25-28 | 4 | 2 | 5 | 1 | 7 | 13 | 7 | 10 | 7 | 10 |
| Divorced | | | | | | | | | | |
| Total | 430 | 340 | 350 | 287 | 345 | 557 | 594 | 584 | 440 | 555 |
| under 18 years old | 0 | 0 | 0 | 0 | 0 | 0 | 0 | 0 | 0 | 0 |
| 18-19 | 0 | 0 | 1 | 1 | 0 | 1 | 0 | 7 | 2 | 6 |
| 20-24 | 52 | 43 | 59 | 39 | 51 | 141 | 157 | 153 | 107 | 146 |
| 25-28 | 378 | 297 | 290 | 247 | 294 | 415 | 437 | 424 | 331 | 403 |
| Unspecified marital status | | | | | | | | | | |
| Total | 0 | 3 | 3 | 12 | 3 | 11 | 17 | 25 | 25 | 13 |
| under 18 years old | 0 | 0 | 0 | 0 | 0 | 0 | 1 | 0 | 0 | 0 |
| 18-19 | 0 | 1 | 1 | 3 | 0 | 3 | 13 | 16 | 15 | 7 |
| 20-24 | 0 | 1 | 1 | 6 | 2 | 5 | 3 | 6 | 7 | 4 |
| 25-28 | 0 | 1 | 1 | 3 | 1 | 3 | 0 | 3 | 3 | 2 |

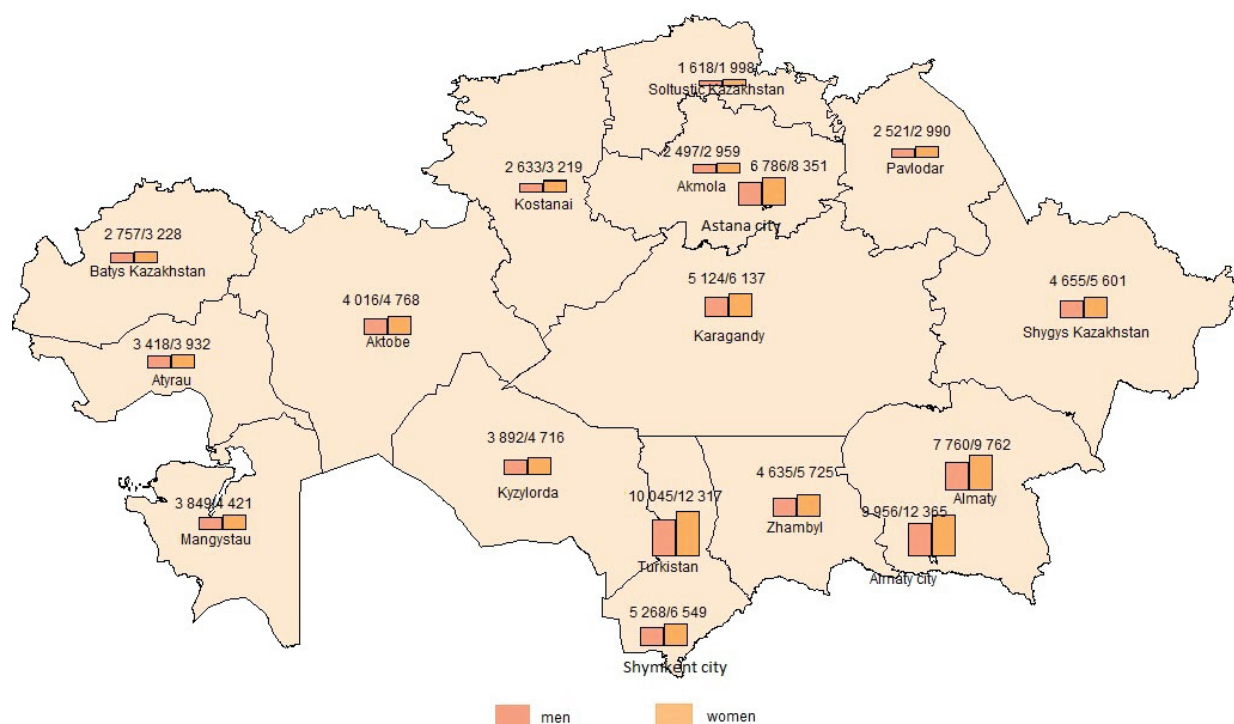
Shymkent city

people

| | Grooms | | | | | Brides | | | | |
|-----------------------------------|--------|-------|-------|-------|-------|--------|-------|-------|-------|-------|
| | 2017 | 2018 | 2019 | 2020 | 2021 | 2017 | 2018 | 2019 | 2020 | 2021 |
| Got married | | | | | | | | | | |
| Total | 4 393 | 4 537 | 5 601 | 4 815 | 5 268 | 5 347 | 5 658 | 6 877 | 5 831 | 6 549 |
| under 18 years old | 0 | 0 | 1 | 1 | 1 | 24 | 19 | 29 | 13 | 33 |
| 18-19 | 50 | 71 | 89 | 69 | 131 | 790 | 875 | 1 179 | 1 065 | 1 278 |
| 20-24 | 2 078 | 2 119 | 2 563 | 2 236 | 2 437 | 3 453 | 3 656 | 4 305 | 3 649 | 4 024 |
| 25-28 | 2 265 | 2 347 | 2 948 | 2 509 | 2 699 | 1 080 | 1 108 | 1 364 | 1 104 | 1 214 |
| Never been married | | | | | | | | | | |
| Total | 4 268 | 4 387 | 5 464 | 4 699 | 5 131 | 5 138 | 5 464 | 6 640 | 5 656 | 6 278 |
| under 18 years old | 0 | 0 | 1 | 1 | 1 | 24 | 19 | 29 | 13 | 33 |
| 18-19 | 48 | 70 | 84 | 66 | 122 | 763 | 851 | 1 151 | 1 034 | 1 219 |
| 20-24 | 2 053 | 2 093 | 2 544 | 2 214 | 2 410 | 3 389 | 3 594 | 4 227 | 3 614 | 3 942 |
| 25-28 | 2 167 | 2 224 | 2 835 | 2 418 | 2 598 | 962 | 1 000 | 1 233 | 995 | 1 084 |
| Widowed | | | | | | | | | | |
| Total | 5 | 4 | 10 | 6 | 5 | 16 | 6 | 7 | 4 | 8 |
| under 18 years old | 0 | 0 | 0 | 0 | 0 | 0 | 0 | 0 | 0 | 0 |
| 18-19 | 0 | 0 | 0 | 0 | 0 | 1 | 1 | 0 | 0 | 0 |
| 20-24 | 1 | 2 | 6 | 2 | 2 | 9 | 3 | 5 | 1 | 2 |
| 25-28 | 4 | 2 | 4 | 4 | 3 | 6 | 2 | 2 | 3 | 6 |
| Divorced | | | | | | | | | | |
| Total | 105 | 133 | 116 | 101 | 115 | 151 | 159 | 184 | 135 | 186 |
| under 18 years old | 0 | 0 | 0 | 0 | 0 | 0 | 0 | 0 | 0 | 0 |
| 18-19 | 0 | 0 | 0 | 0 | 1 | 1 | 0 | 2 | 1 | 3 |
| 20-24 | 18 | 18 | 11 | 17 | 20 | 40 | 53 | 53 | 32 | 60 |
| 25-28 | 87 | 115 | 105 | 84 | 94 | 110 | 106 | 129 | 102 | 123 |
| Unspecified marital status | | | | | | | | | | |
| Total | 15 | 13 | 11 | 9 | 17 | 42 | 29 | 46 | 36 | 77 |
| under 18 years old | 0 | 0 | 0 | 0 | 0 | 0 | 0 | 0 | 0 | 0 |
| 18-19 | 2 | 1 | 5 | 3 | 8 | 25 | 23 | 26 | 30 | 56 |
| 20-24 | 6 | 6 | 2 | 3 | 5 | 15 | 6 | 20 | 2 | 20 |
| 25-28 | 7 | 6 | 4 | 3 | 4 | 2 | 0 | 0 | 4 | 1 |

The number of married people aged 14-28 years

people



2.2 Average age at first marriage entered

years old

| | Grooms | | | | | Brides | | | | |
|-------------------------------|--------|------|------|------|------|--------|------|------|------|------|
| | 2017 | 2018 | 2019 | 2020 | 2021 | 2017 | 2018 | 2019 | 2020 | 2021 |
| All population | | | | | | | | | | |
| Republic of Kazakhstan | 27.5 | 27.6 | 27.6 | 27.5 | 27.9 | 25.0 | 25.0 | 25.0 | 24.8 | 25.2 |
| Akmola | 28.0 | 27.9 | 28.2 | 27.9 | 28.5 | 25.5 | 25.6 | 25.4 | 25.3 | 25.8 |
| Aktobe | 26.9 | 26.9 | 27.1 | 26.9 | 27.3 | 24.9 | 24.8 | 24.9 | 24.7 | 25.1 |
| Almaty | 28.0 | 28.1 | 28.3 | 28.0 | 28.5 | 25.2 | 25.3 | 25.5 | 25.1 | 25.5 |
| Atyrau | 26.7 | 26.5 | 26.5 | 26.3 | 26.6 | 24.5 | 24.4 | 24.7 | 24.4 | 24.7 |
| Batys Kazakhstan | 27.3 | 27.3 | 27.4 | 27.5 | 27.9 | 25.0 | 25.1 | 25.1 | 25.2 | 25.6 |
| Zhambyl | 27.5 | 27.4 | 27.6 | 27.5 | 27.6 | 24.2 | 24.1 | 24.3 | 24.0 | 24.4 |
| Karagandy | 27.9 | 28.0 | 28.0 | 27.9 | 28.6 | 25.5 | 25.5 | 25.7 | 25.4 | 26.2 |
| Kostanai | 28.0 | 28.3 | 28.1 | 28.3 | 28.9 | 25.6 | 26.0 | 25.7 | 25.6 | 26.3 |
| Kyzylorda | 27.1 | 27.1 | 27.3 | 26.9 | 27.1 | 24.3 | 24.2 | 24.3 | 24.0 | 24.2 |
| Mangystau | 26.1 | 26.2 | 26.2 | 26.2 | 26.3 | 23.9 | 24.1 | 24.0 | 23.9 | 24.3 |
| Pavlodar | 28.0 | 28.2 | 28.1 | 28.0 | 28.7 | 25.8 | 25.9 | 25.7 | 25.8 | 26.7 |
| Soltustik Kazakhstan | 28.3 | 28.6 | 28.7 | 28.7 | 29.2 | 25.8 | 26.0 | 26.2 | 26.0 | 26.6 |
| Turkistan | 26.9 | 26.9 | 27.0 | 26.7 | 26.7 | 23.3 | 23.2 | 23.2 | 22.9 | 22.8 |
| Shyngys Kazakhstan | 28.1 | 28.1 | 28.2 | 28.0 | 28.8 | 25.7 | 25.8 | 25.6 | 25.3 | 26.1 |
| Astana city | 27.7 | 27.7 | 27.6 | 27.7 | 28.0 | 25.7 | 25.9 | 25.8 | 25.9 | 26.1 |
| Almaty city | 28.0 | 28.0 | 28.0 | 28.1 | 28.4 | 26.1 | 26.0 | 26.0 | 26.1 | 26.3 |
| Shymkent city | 27.1 | 27.2 | 27.1 | 26.8 | 27.0 | 24.1 | 24.0 | 24.0 | 23.6 | 23.8 |
| Urban population | | | | | | | | | | |
| Republic of Kazakhstan | 27.6 | 27.6 | 27.6 | 27.5 | 27.9 | 25.3 | 25.4 | 25.3 | 25.2 | 25.6 |
| Akmola | 27.9 | 27.8 | 28.0 | 27.8 | 28.2 | 25.5 | 25.6 | 25.4 | 25.4 | 25.7 |
| Aktobe | 26.9 | 26.9 | 27.1 | 27.0 | 27.2 | 25.0 | 25.0 | 25.1 | 24.9 | 25.2 |
| Almaty | 27.6 | 27.8 | 27.9 | 27.7 | 28.1 | 25.3 | 25.3 | 25.3 | 25.3 | 25.5 |
| Atyrau | 26.8 | 26.5 | 26.6 | 26.5 | 26.7 | 24.8 | 24.8 | 25.0 | 24.8 | 25.0 |
| Batys Kazakhstan | 27.1 | 27.2 | 27.3 | 27.5 | 27.9 | 25.2 | 25.2 | 25.2 | 25.4 | 25.7 |
| Zhambyl | 27.7 | 27.6 | 27.9 | 27.5 | 27.8 | 24.8 | 24.7 | 24.9 | 24.5 | 25.0 |
| Karagandy | 27.9 | 28.0 | 28.0 | 27.8 | 28.6 | 25.6 | 25.6 | 25.8 | 25.5 | 26.3 |
| Kostanai | 28.1 | 28.2 | 28.1 | 28.2 | 28.7 | 25.9 | 26.0 | 25.9 | 25.8 | 26.3 |
| Kyzylorda | 26.8 | 27.0 | 27.3 | 27.0 | 27.0 | 24.5 | 24.5 | 24.7 | 24.4 | 24.7 |
| Mangystau | 26.5 | 26.8 | 26.8 | 26.8 | 27.3 | 24.5 | 24.7 | 24.7 | 24.6 | 25.4 |
| Pavlodar | 28.0 | 28.2 | 28.1 | 28.0 | 28.6 | 25.9 | 26.1 | 25.8 | 26.0 | 26.7 |
| Soltustik Kazakhstan | 28.4 | 28.8 | 28.7 | 28.3 | 29.0 | 26.3 | 26.7 | 26.8 | 26.0 | 27.0 |

Continuation

| | Grooms | | | | | Brides | | | | |
|-------------------------------|--------|------|------|------|------|--------|------|------|------|------|
| | 2017 | 2018 | 2019 | 2020 | 2021 | 2017 | 2018 | 2019 | 2020 | 2021 |
| Turkistan | 26.9 | 26.8 | 26.9 | 26.6 | 26.6 | 23.5 | 23.5 | 23.4 | 23.0 | 23.1 |
| Shygys Kazakhstan | 27.8 | 27.7 | 27.9 | 27.7 | 28.5 | 25.7 | 25.7 | 25.5 | 25.3 | 26.1 |
| Astana city | 27.7 | 27.7 | 27.6 | 27.7 | 28.0 | 25.7 | 25.9 | 25.8 | 25.9 | 26.1 |
| Almaty city | 28.0 | 28.0 | 28.0 | 28.1 | 28.4 | 26.1 | 26.0 | 26.0 | 26.1 | 26.3 |
| Shymkent city | 27.1 | 27.2 | 27.1 | 26.8 | 27.0 | 24.1 | 24.0 | 24.0 | 23.6 | 23.8 |
| Rural population | | | | | | | | | | |
| Republic of Kazakhstan | 27.5 | 27.5 | 27.7 | 27.3 | 27.7 | 24.3 | 24.3 | 24.3 | 24.0 | 24.4 |
| Akmola | 28.2 | 28.2 | 28.5 | 28.2 | 29.1 | 25.3 | 25.5 | 25.3 | 25.0 | 25.9 |
| Aktobe | 26.9 | 27.1 | 27.3 | 26.4 | 27.8 | 24.1 | 24.2 | 24.2 | 23.7 | 24.6 |
| Almaty | 28.1 | 28.2 | 28.5 | 28.1 | 28.7 | 25.1 | 25.3 | 25.5 | 25.0 | 25.5 |
| Atyrau | 26.4 | 26.4 | 26.3 | 26.0 | 26.4 | 23.9 | 23.6 | 24.0 | 23.6 | 24.1 |
| Batys Kazakhstan | 27.6 | 27.6 | 27.7 | 27.2 | 27.8 | 24.6 | 24.8 | 24.8 | 24.6 | 25.0 |
| Zhambyl | 27.3 | 27.3 | 27.3 | 27.4 | 27.5 | 23.8 | 23.6 | 23.7 | 23.6 | 23.8 |
| Karagandy | 28.0 | 28.2 | 28.1 | 28.4 | 28.4 | 24.9 | 24.7 | 24.7 | 24.9 | 25.2 |
| Kostanai | 27.8 | 28.5 | 28.2 | 28.4 | 29.5 | 25.2 | 25.8 | 25.2 | 25.2 | 26.2 |
| Kyzylorda | 27.4 | 27.2 | 27.4 | 26.9 | 27.2 | 24.0 | 23.9 | 24.0 | 23.7 | 23.8 |
| Mangystau | 25.5 | 25.4 | 25.5 | 25.6 | 25.7 | 23.2 | 23.3 | 23.2 | 23.2 | 23.5 |
| Pavlodar | 28.0 | 28.1 | 28.1 | 28.0 | 29.1 | 25.4 | 25.1 | 25.1 | 25.0 | 26.7 |
| Soltustik Kazakhstan | 28.2 | 28.4 | 28.7 | 29.2 | 29.4 | 25.2 | 25.1 | 25.5 | 26.0 | 26.0 |
| Turkistan | 26.9 | 26.9 | 27.1 | 26.7 | 26.7 | 23.2 | 23.1 | 23.1 | 22.8 | 22.7 |
| Shygys Kazakhstan | 28.9 | 29.0 | 29.1 | 28.7 | 29.8 | 25.7 | 26.0 | 25.8 | 25.3 | 26.4 |

2.3 Divorces by age of former spouses

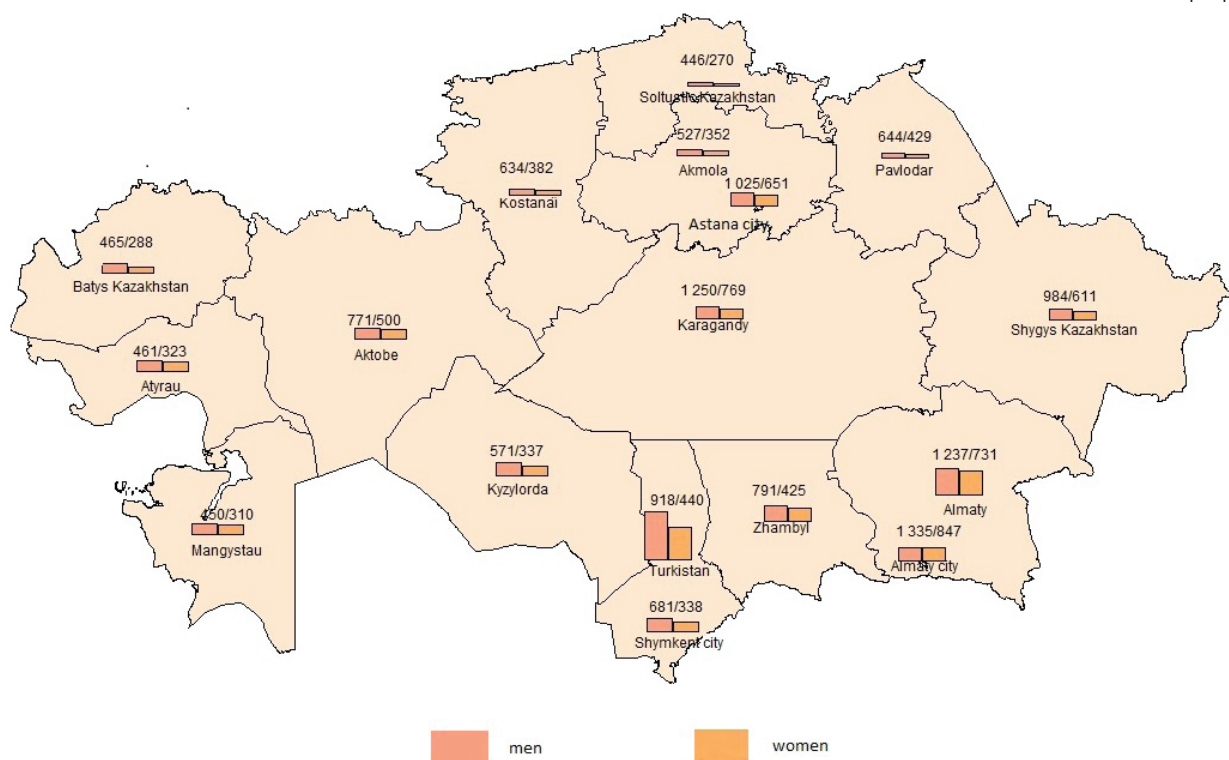
people

| Age | Men | | | | | Women | | | | |
|-------------------------------|--------|--------|--------|-------|-------|--------|--------|--------|--------|--------|
| | 2017 | 2018 | 2019 | 2020 | 2021 | 2017 | 2018 | 2019 | 2020 | 2021 |
| Republic of Kazakhstan | | | | | | | | | | |
| Total | 11 203 | 10 411 | 10 177 | 7 811 | 8 003 | 17 716 | 16 754 | 16 919 | 13 186 | 13 190 |
| < 18 | 1 | 0 | 1 | 0 | 0 | 9 | 10 | 15 | 6 | 1 |
| 18 - 19 | 49 | 44 | 45 | 38 | 46 | 358 | 321 | 370 | 268 | 345 |
| 20 - 24 | 2 778 | 2 586 | 2 545 | 1 808 | 2 010 | 6 754 | 6 463 | 6 261 | 4 764 | 4 967 |
| 25 - 28 | 8 375 | 7 781 | 7 586 | 5 965 | 5 947 | 10 595 | 9 960 | 10 273 | 8 148 | 7 877 |
| Akmola | | | | | | | | | | |
| Total | 519 | 469 | 482 | 382 | 352 | 818 | 759 | 801 | 602 | 527 |
| < 18 | 1 | 0 | 0 | 0 | 0 | 1 | 0 | 1 | 0 | 0 |
| 18 - 19 | 1 | 1 | 6 | 6 | 2 | 14 | 15 | 23 | 13 | 10 |
| 20 - 24 | 125 | 97 | 140 | 94 | 83 | 298 | 296 | 318 | 218 | 197 |
| 25 - 28 | 392 | 371 | 336 | 282 | 267 | 505 | 448 | 459 | 371 | 320 |
| Aktobe | | | | | | | | | | |
| Total | 567 | 495 | 510 | 409 | 500 | 873 | 795 | 794 | 627 | 771 |
| < 18 | 0 | 0 | 0 | 0 | 0 | 1 | 0 | 1 | 1 | 0 |
| 18 - 19 | 6 | 1 | 0 | 2 | 4 | 24 | 17 | 14 | 13 | 23 |
| 20 - 24 | 161 | 126 | 143 | 105 | 132 | 359 | 340 | 299 | 250 | 259 |
| 25 - 28 | 400 | 368 | 367 | 302 | 364 | 489 | 438 | 480 | 363 | 489 |
| Almaty | | | | | | | | | | |
| Total | 1 124 | 1 086 | 1 151 | 787 | 731 | 1 885 | 1 765 | 1 871 | 1 411 | 1 237 |
| < 18 | 0 | 0 | 0 | 0 | 0 | 2 | 3 | 2 | 0 | 0 |
| 18 - 19 | 6 | 4 | 5 | 2 | 4 | 36 | 33 | 41 | 41 | 41 |
| 20 - 24 | 291 | 245 | 249 | 190 | 166 | 734 | 670 | 705 | 492 | 496 |
| 25 - 28 | 827 | 837 | 897 | 595 | 561 | 1 113 | 1 059 | 1 123 | 878 | 700 |
| Atyrau | | | | | | | | | | |
| Total | 397 | 381 | 367 | 272 | 323 | 592 | 534 | 513 | 410 | 461 |
| < 18 | 0 | 0 | 0 | 0 | 0 | 0 | 0 | 0 | 0 | 0 |
| 18 - 19 | 2 | 2 | 2 | 3 | 3 | 21 | 13 | 18 | 9 | 18 |
| 20 - 24 | 111 | 115 | 110 | 69 | 102 | 235 | 238 | 205 | 162 | 197 |
| 25 - 28 | 284 | 264 | 255 | 200 | 218 | 336 | 283 | 290 | 239 | 246 |
| Batys Kazakhstan | | | | | | | | | | |
| Total | 455 | 411 | 411 | 325 | 288 | 658 | 624 | 634 | 523 | 465 |
| < 18 | 0 | 0 | 0 | 0 | 0 | 0 | 0 | 2 | 1 | 0 |
| 18 - 19 | 4 | 2 | 1 | 0 | 1 | 19 | 9 | 16 | 11 | 14 |
| 20 - 24 | 123 | 115 | 108 | 75 | 81 | 246 | 228 | 235 | 177 | 161 |
| 25 - 28 | 328 | 294 | 302 | 250 | 206 | 393 | 387 | 381 | 334 | 290 |
| Zhambyl | | | | | | | | | | |
| Total | 497 | 502 | 512 | 346 | 425 | 906 | 894 | 959 | 673 | 791 |
| < 18 | 0 | 0 | 0 | 0 | 0 | 1 | 1 | 0 | 0 | 0 |
| 18 - 19 | 3 | 3 | 2 | 0 | 4 | 21 | 19 | 24 | 9 | 23 |

| Age | Men | | | | | Women | | | | |
|-----------------------------|-------|-------|-------|------|------|-------|-------|-------|-------|-------|
| | 2017 | 2018 | 2019 | 2020 | 2021 | 2017 | 2018 | 2019 | 2020 | 2021 |
| 20 - 24 | 125 | 129 | 119 | 85 | 109 | 376 | 376 | 346 | 264 | 310 |
| 25 - 28 | 369 | 370 | 391 | 261 | 312 | 508 | 498 | 589 | 400 | 458 |
| Karagandy | | | | | | | | | | |
| Total | 1 061 | 939 | 909 | 747 | 769 | 1 635 | 1 428 | 1 443 | 1 283 | 1 250 |
| < 18 | 0 | 0 | 1 | 0 | 0 | 1 | 1 | 3 | 0 | 0 |
| 18 - 19 | 5 | 1 | 6 | 1 | 5 | 41 | 29 | 37 | 23 | 30 |
| 20 - 24 | 285 | 250 | 233 | 184 | 186 | 638 | 549 | 543 | 455 | 484 |
| 25 - 28 | 771 | 688 | 669 | 562 | 578 | 955 | 849 | 860 | 805 | 736 |
| Kostanai | | | | | | | | | | |
| Total | 692 | 596 | 590 | 428 | 382 | 1 059 | 912 | 908 | 658 | 634 |
| < 18 | 0 | 0 | 0 | 0 | 0 | 0 | 1 | 0 | 0 | 0 |
| 18 - 19 | 0 | 3 | 1 | 4 | 1 | 19 | 22 | 10 | 11 | 12 |
| 20 - 24 | 180 | 160 | 155 | 103 | 98 | 385 | 363 | 356 | 225 | 238 |
| 25 - 28 | 512 | 433 | 434 | 321 | 283 | 655 | 526 | 542 | 422 | 384 |
| Kyzylorda | | | | | | | | | | |
| Total | 396 | 318 | 367 | 266 | 337 | 661 | 580 | 686 | 516 | 571 |
| < 18 | 0 | 0 | 0 | 0 | 0 | 0 | 0 | 1 | 1 | 0 |
| 18 - 19 | 1 | 3 | 0 | 1 | 1 | 11 | 10 | 15 | 12 | 16 |
| 20 - 24 | 94 | 72 | 87 | 67 | 89 | 260 | 205 | 228 | 166 | 201 |
| 25 - 28 | 301 | 243 | 280 | 198 | 247 | 390 | 365 | 442 | 337 | 354 |
| Mangystau | | | | | | | | | | |
| Total | 349 | 406 | 413 | 310 | 310 | 539 | 584 | 628 | 478 | 450 |
| < 18 | 0 | 0 | 0 | 0 | 0 | 0 | 0 | 1 | 0 | 0 |
| 18 - 19 | 1 | 5 | 1 | 4 | 2 | 17 | 27 | 24 | 16 | 16 |
| 20 - 24 | 108 | 137 | 136 | 81 | 98 | 237 | 263 | 257 | 189 | 197 |
| 25 - 28 | 240 | 264 | 276 | 225 | 210 | 285 | 294 | 346 | 273 | 237 |
| Pavlodar | | | | | | | | | | |
| Total | 643 | 592 | 545 | 431 | 429 | 951 | 913 | 830 | 659 | 644 |
| < 18 | 0 | 0 | 0 | 0 | 0 | 0 | 0 | 1 | 0 | 0 |
| 18 - 19 | 4 | 4 | 4 | 1 | 1 | 18 | 19 | 17 | 14 | 14 |
| 20 - 24 | 155 | 155 | 151 | 106 | 111 | 377 | 341 | 333 | 250 | 253 |
| 25 - 28 | 484 | 433 | 390 | 324 | 317 | 556 | 553 | 479 | 395 | 377 |
| Soltustik Kazakhstan | | | | | | | | | | |
| Total | 424 | 415 | 313 | 304 | 270 | 621 | 608 | 526 | 462 | 446 |
| < 18 | 0 | 0 | 0 | 0 | 0 | 0 | 1 | 0 | 0 | 0 |
| 18 - 19 | 1 | 2 | 1 | 0 | 3 | 11 | 10 | 16 | 14 | 14 |
| 20 - 24 | 100 | 110 | 75 | 72 | 85 | 220 | 228 | 186 | 154 | 164 |
| 25 - 28 | 323 | 303 | 237 | 232 | 182 | 390 | 369 | 324 | 294 | 268 |
| Turkistan | | | | | | | | | | |
| Total | 650 | 652 | 611 | 535 | 440 | 1 204 | 1 303 | 1 276 | 1 012 | 918 |
| < 18 | 0 | 0 | 0 | 0 | 0 | 0 | 0 | 0 | 0 | 0 |
| 18 - 19 | 1 | 1 | 2 | 3 | 2 | 28 | 17 | 23 | 24 | 27 |
| 20 - 24 | 150 | 158 | 124 | 102 | 112 | 543 | 578 | 533 | 444 | 396 |
| 25 - 28 | 499 | 493 | 485 | 430 | 326 | 633 | 708 | 720 | 544 | 495 |
| Shygys Kazakhstan | | | | | | | | | | |
| Total | 1 007 | 816 | 730 | 579 | 611 | 1 515 | 1 287 | 1 244 | 988 | 984 |
| < 18 | 0 | 0 | 0 | 0 | 0 | 1 | 1 | 0 | 0 | 1 |
| 18 - 19 | 7 | 4 | 6 | 3 | 4 | 35 | 27 | 31 | 23 | 24 |
| 20 - 24 | 251 | 193 | 198 | 130 | 145 | 554 | 478 | 439 | 362 | 354 |
| 25 - 28 | 749 | 619 | 526 | 446 | 462 | 925 | 781 | 774 | 603 | 605 |
| Astana city | | | | | | | | | | |
| Total | 740 | 759 | 683 | 604 | 651 | 1 141 | 1 169 | 1 156 | 1 029 | 1 025 |
| < 18 | 0 | 0 | 0 | 0 | 0 | 1 | 0 | 1 | 2 | 0 |
| 18 - 19 | 2 | 0 | 1 | 3 | 3 | 13 | 10 | 11 | 7 | 11 |
| 20 - 24 | 151 | 178 | 137 | 122 | 143 | 393 | 410 | 344 | 337 | 339 |
| 25 - 28 | 587 | 581 | 545 | 479 | 505 | 734 | 749 | 800 | 683 | 675 |
| Almaty city | | | | | | | | | | |
| Total | 1 199 | 1 101 | 1 097 | 743 | 847 | 1 786 | 1 788 | 1 729 | 1 210 | 1 335 |
| < 18 | 0 | 0 | 0 | 0 | 0 | 0 | 1 | 0 | 1 | 0 |
| 18 - 19 | 4 | 7 | 6 | 3 | 3 | 22 | 27 | 36 | 15 | 28 |
| 20 - 24 | 258 | 233 | 266 | 158 | 187 | 570 | 592 | 575 | 385 | 461 |
| 25 - 28 | 937 | 861 | 825 | 582 | 657 | 1 194 | 1 168 | 1 118 | 809 | 846 |
| Shymkent city | | | | | | | | | | |
| Total | 483 | 473 | 486 | 343 | 338 | 872 | 811 | 921 | 645 | 681 |
| < 18 | 0 | 0 | 0 | 0 | 0 | 1 | 1 | 2 | 0 | 0 |
| 18 - 19 | 1 | 1 | 1 | 2 | 3 | 8 | 17 | 14 | 13 | 24 |
| 20 - 24 | 110 | 113 | 114 | 65 | 83 | 329 | 308 | 359 | 234 | 260 |
| 25 - 28 | 372 | 359 | 371 | 276 | 252 | 534 | 485 | 546 | 398 | 397 |

Number of divorced individuals ages 14-28 years old

people

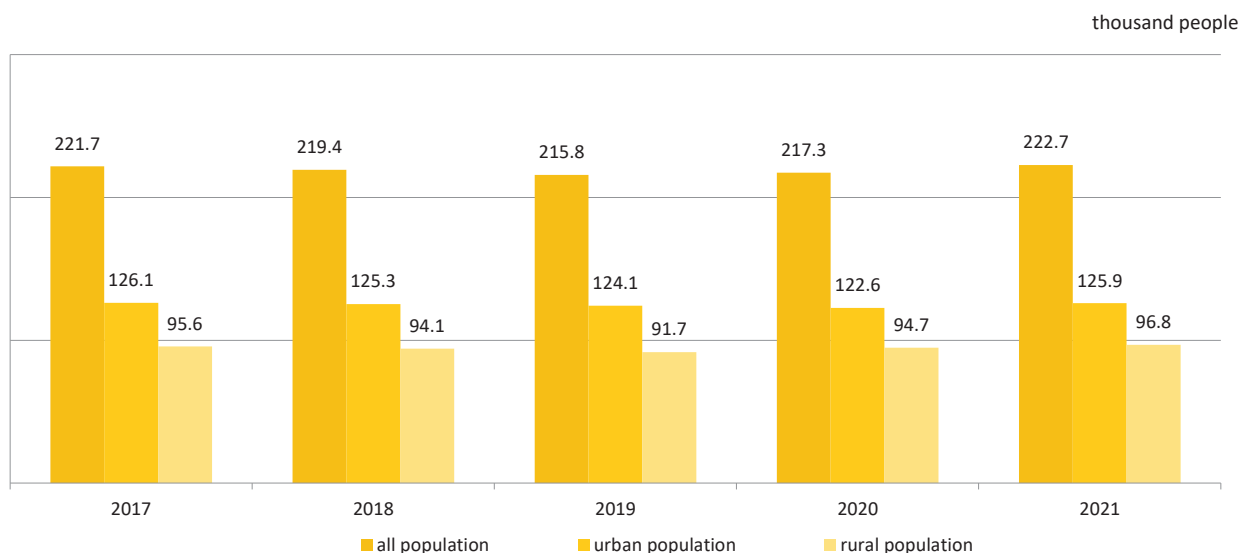


3. Fertility

3.1 Births by age of mother

| Age of mother | Born, people | | | | | Share of births, in percentage | | | | |
|-------------------------|--------------|---------|---------|---------|---------|--------------------------------|------|------|------|------|
| | 2017 | 2018 | 2019 | 2020 | 2021 | 2017 | 2018 | 2019 | 2020 | 2021 |
| All population | | | | | | | | | | |
| Total | 221 706 | 219 382 | 215 789 | 217 281 | 222 675 | 100 | 100 | 100 | 100 | 100 |
| <20 | 13 547 | 13 141 | 13 096 | 13 418 | 14 538 | 6.1 | 6.0 | 6.1 | 6.2 | 6.5 |
| 20-24 | 103 138 | 101 075 | 96 997 | 95 255 | 98 176 | 46.5 | 46.1 | 44.9 | 43.8 | 44.1 |
| 25-28 | 105 021 | 105 166 | 105 696 | 108 608 | 109 961 | 47.4 | 47.9 | 49.0 | 50.0 | 49.4 |
| Urban population | | | | | | | | | | |
| Total | 126 062 | 125 320 | 124 068 | 122 562 | 125 900 | 100 | 100 | 100 | 100 | 100 |
| <20 | 6 282 | 6 028 | 6 086 | 6 076 | 6 381 | 5.0 | 4.8 | 4.9 | 5.0 | 5.1 |
| 20-24 | 55 927 | 55 090 | 53 206 | 51 149 | 53 267 | 44.4 | 44.0 | 42.9 | 41.7 | 42.3 |
| 25-28 | 63 853 | 64 202 | 64 776 | 65 337 | 66 252 | 50.7 | 51.2 | 52.2 | 53.3 | 52.6 |
| Rural population | | | | | | | | | | |
| Total | 95 644 | 94 062 | 91 721 | 94 719 | 96 775 | 100 | 100 | 100 | 100 | 100 |
| <20 | 7 265 | 7 113 | 7 010 | 7 342 | 8 157 | 7.6 | 7.6 | 7.6 | 7.7 | 8.4 |
| 20-24 | 47 211 | 45 985 | 43 791 | 44 106 | 44 909 | 49.4 | 48.9 | 47.8 | 46.6 | 46.4 |
| 25-28 | 41 168 | 40 964 | 40 920 | 43 271 | 43 709 | 43.0 | 43.5 | 44.6 | 45.7 | 45.2 |

Born among the youth



3.2 Born by mother's age and birth order

Republic of Kazakhstan

| | people | | | | | | | | | | | |
|-----------------|-----------|---------|---------|---------|-------------|---------|--------|--------|-------------|---------|--------|--------|
| | All youth | | | | Urban youth | | | | Rural youth | | | |
| | Total | of them | | | Total | of them | | | Total | of them | | |
| | | <20 | 20-24 | 25-28 | | <20 | 20-24 | 25-28 | | <20 | 20-24 | 25-28 |
| 2017 | | | | | | | | | | | | |
| Born | 221 706 | 13 547 | 103 138 | 105 021 | 126 062 | 6 282 | 55 927 | 63 853 | 95 644 | 7 265 | 47 211 | 41 168 |
| of them | | | | | | | | | | | | |
| first | 96 841 | 11 802 | 56 289 | 28 750 | 58 944 | 5 547 | 32 899 | 20 498 | 37 897 | 6 255 | 23 390 | 8 252 |
| second | 76 351 | 1 707 | 35 734 | 38 910 | 44 205 | 718 | 18 303 | 25 184 | 32 146 | 989 | 17 431 | 13 726 |
| third | 36 377 | 36 | 9 710 | 26 631 | 17 833 | 16 | 4 143 | 13 674 | 18 544 | 20 | 5 567 | 12 957 |
| fourth | 10 006 | 1 | 1 266 | 8 739 | 4 287 | 1 | 526 | 3 760 | 5 719 | 0 | 740 | 4 979 |
| fifth and above | 2 099 | 0 | 122 | 1 977 | 782 | 0 | 49 | 733 | 1 317 | 0 | 73 | 1 244 |
| not indicated | 32 | 1 | 17 | 14 | 11 | 0 | 7 | 4 | 21 | 1 | 10 | 10 |
| 2018 | | | | | | | | | | | | |
| Born | 219 382 | 13 141 | 101 075 | 105 166 | 125 320 | 6 028 | 55 090 | 64 202 | 94 062 | 7 113 | 45 985 | 40 964 |
| of them | | | | | | | | | | | | |

Continuation

| | All youth | | | | Urban youth | | | | Rural youth | | | |
|-----------------|-----------|---------|--------|---------|-------------|---------|--------|--------|-------------|---------|--------|--------|
| | Total | of them | | | Total | of them | | | Total | of them | | |
| | | <20 | 20-24 | 25-28 | | <20 | 20-24 | 25-28 | | <20 | 20-24 | 25-28 |
| first | 95 165 | 11 573 | 55 311 | 28 281 | 58 293 | 5 334 | 32 534 | 20 425 | 36 872 | 6 239 | 22 777 | 7 856 |
| second | 73 675 | 1 535 | 34 483 | 37 657 | 42 999 | 685 | 17 843 | 24 471 | 30 676 | 850 | 16 640 | 13 186 |
| third | 37 837 | 30 | 9 850 | 27 957 | 18 737 | 7 | 4 157 | 14 573 | 19 100 | 23 | 5 693 | 13 384 |
| fourth | 10 396 | 0 | 1 281 | 9 115 | 4 354 | 0 | 487 | 3 867 | 6 042 | 0 | 794 | 5 248 |
| fifth and above | 2 294 | 0 | 143 | 2 151 | 928 | 0 | 65 | 863 | 1 366 | 0 | 78 | 1 288 |
| not indicated | 15 | 3 | 7 | 5 | 9 | 2 | 4 | 3 | 6 | 1 | 3 | 2 |
| 2019 | | | | | | | | | | | | |
| Born | 215 789 | 13 096 | 96 997 | 105 696 | 124 068 | 6 086 | 53 206 | 64 776 | 91 721 | 7 010 | 43 791 | 40 920 |
| of them | | | | | | | | | | | | |
| first | 93 210 | 11 583 | 53 387 | 28 240 | 57 379 | 5 442 | 31 579 | 20 358 | 35 831 | 6 141 | 21 808 | 7 882 |
| second | 71 036 | 1 479 | 32 728 | 36 829 | 41 562 | 624 | 16 843 | 24 095 | 29 474 | 855 | 15 885 | 12 734 |
| third | 37 474 | 32 | 9 345 | 28 097 | 19 120 | 18 | 4 204 | 14 898 | 18 354 | 14 | 5 141 | 13 199 |
| fourth | 11 485 | 1 | 1 385 | 10 099 | 4 982 | 1 | 522 | 4 459 | 6 503 | 0 | 863 | 5 640 |
| fifth and above | 2 568 | 0 | 146 | 2 422 | 1 014 | 0 | 55 | 959 | 1 554 | 0 | 91 | 1 463 |
| not indicated | 16 | 1 | 6 | 9 | 11 | 1 | 3 | 7 | 5 | 0 | 3 | 2 |
| 2020 | | | | | | | | | | | | |
| Born | 217 281 | 13 418 | 95 255 | 108 608 | 122 562 | 6 076 | 51 149 | 65 337 | 94 719 | 7 342 | 44 106 | 43 271 |
| of them | | | | | | | | | | | | |
| first | 91 868 | 11 843 | 52 366 | 27 659 | 56 012 | 5 417 | 30 653 | 19 942 | 35 856 | 6 426 | 21 713 | 7 717 |
| second | 68 732 | 1 542 | 31 623 | 35 567 | 39 433 | 645 | 15 716 | 23 072 | 29 299 | 897 | 15 907 | 12 495 |
| third | 38 783 | 24 | 9 457 | 29 302 | 19 418 | 11 | 4 038 | 15 369 | 19 365 | 13 | 5 419 | 13 933 |
| fourth | 14 850 | 1 | 1 616 | 13 233 | 6 452 | 0 | 650 | 5 802 | 8 398 | 1 | 966 | 7 431 |
| fifth and above | 2 931 | 0 | 146 | 2 785 | 1 164 | 0 | 60 | 1 104 | 1 767 | 0 | 86 | 1 681 |
| not indicated | 117 | 8 | 47 | 62 | 83 | 3 | 32 | 48 | 34 | 5 | 15 | 14 |
| 2021 | | | | | | | | | | | | |
| Born | 222 675 | 14 538 | 98 176 | 109 961 | 125 900 | 6 381 | 53 267 | 66 252 | 96 775 | 8 157 | 44 909 | 43 709 |
| of them | | | | | | | | | | | | |
| first | 95 434 | 12 653 | 54 229 | 28 552 | 57 890 | 5 581 | 31 793 | 20 516 | 37 544 | 7 072 | 22 436 | 8 036 |
| second | 67 251 | 1 644 | 31 495 | 34 112 | 38 878 | 684 | 15 938 | 22 256 | 28 373 | 960 | 15 557 | 11 856 |
| third | 38 026 | 32 | 9 418 | 28 576 | 19 231 | 15 | 4 114 | 15 102 | 18 795 | 17 | 5 304 | 13 474 |
| fourth | 16 056 | 0 | 1 816 | 14 240 | 7 138 | 0 | 774 | 6 364 | 8 918 | 0 | 1 042 | 7 876 |
| fifth and above | 3 544 | 0 | 167 | 3 377 | 1 445 | 0 | 80 | 1 365 | 2 099 | 0 | 87 | 2 012 |
| not indicated | 2 364 | 209 | 1 051 | 1 104 | 1 318 | 101 | 568 | 649 | 1 046 | 108 | 483 | 455 |

Akmola

people

| | All youth | | | | Urban youth | | | | Rural youth | | | |
|-----------------|-----------|---------|-------|-------|-------------|---------|-------|-------|-------------|---------|-------|-------|
| | Total | of them | | | Total | of them | | | Total | of them | | |
| | | <20 | 20-24 | 25-28 | | <20 | 20-24 | 25-28 | | <20 | 20-24 | 25-28 |
| 2017 | | | | | | | | | | | | |
| Born of them | 6 818 | 525 | 3 091 | 3 202 | 3 542 | 210 | 1 623 | 1 709 | 3 276 | 315 | 1 468 | 1 493 |
| first | 3 207 | 455 | 1 825 | 927 | 1 759 | 178 | 1 006 | 575 | 1 448 | 277 | 819 | 352 |
| second | 2 470 | 67 | 1 022 | 1 381 | 1 306 | 32 | 520 | 754 | 1 164 | 35 | 502 | 627 |
| third | 907 | 3 | 220 | 684 | 386 | 0 | 87 | 299 | 521 | 3 | 133 | 385 |
| fourth | 195 | 0 | 22 | 173 | 76 | 0 | 9 | 67 | 119 | 0 | 13 | 106 |
| fifth and above | 39 | 0 | 2 | 37 | 15 | 0 | 1 | 14 | 24 | 0 | 1 | 23 |
| not indicated | 0 | 0 | 0 | 0 | 0 | 0 | 0 | 0 | 0 | 0 | 0 | 0 |
| 2018 | | | | | | | | | | | | |
| Born of them | 6 716 | 459 | 2 991 | 3 266 | 3 423 | 182 | 1 469 | 1 772 | 3 293 | 277 | 1 522 | 1 494 |
| first | 3 204 | 427 | 1 817 | 960 | 1 728 | 172 | 953 | 603 | 1 476 | 255 | 864 | 357 |
| second | 2 391 | 30 | 934 | 1 427 | 1 228 | 10 | 426 | 792 | 1 163 | 20 | 508 | 635 |
| third | 887 | 2 | 213 | 672 | 383 | 0 | 79 | 304 | 504 | 2 | 134 | 368 |
| fourth | 194 | 0 | 23 | 171 | 70 | 0 | 8 | 62 | 124 | 0 | 15 | 109 |
| fifth and above | 40 | 0 | 4 | 36 | 14 | 0 | 3 | 11 | 26 | 0 | 1 | 25 |
| not indicated | 0 | 0 | 0 | 0 | 0 | 0 | 0 | 0 | 0 | 0 | 0 | 0 |
| 2019 | | | | | | | | | | | | |
| Born of them | 6 367 | 473 | 2 798 | 3 096 | 3 283 | 184 | 1 426 | 1 673 | 3 084 | 289 | 1 372 | 1 423 |
| first | 2 992 | 431 | 1 659 | 902 | 1 633 | 166 | 916 | 551 | 1 359 | 265 | 743 | 351 |
| second | 2 215 | 40 | 903 | 1 272 | 1 168 | 17 | 421 | 730 | 1 047 | 23 | 482 | 542 |
| third | 912 | 2 | 207 | 703 | 400 | 1 | 81 | 318 | 512 | 1 | 126 | 385 |
| fourth | 205 | 0 | 28 | 177 | 72 | 0 | 8 | 64 | 133 | 0 | 20 | 113 |

Continuation

| | All youth | | | | Urban youth | | | | Rural youth | | | |
|-----------------|-----------|---------|-------|-------|-------------|---------|-------|-------|-------------|---------|-------|-------|
| | Total | of them | | | Total | of them | | | Total | of them | | |
| | | <20 | 20-24 | 25-28 | | <20 | 20-24 | 25-28 | | <20 | 20-24 | 25-28 |
| fifth and above | 43 | 0 | 1 | 42 | 10 | 0 | 0 | 10 | 33 | 0 | 1 | 32 |
| not indicated | 0 | 0 | 0 | 0 | 0 | 0 | 0 | 0 | 0 | 0 | 0 | 0 |
| 2020 | | | | | | | | | | | | |
| Born | 6 212 | 412 | 2 727 | 3 073 | 3 197 | 174 | 1 362 | 1 661 | 3 015 | 238 | 1 365 | 1 412 |
| of them | | | | | | | | | | | | |
| first | 2 822 | 375 | 1 610 | 837 | 1 549 | 154 | 867 | 528 | 1 273 | 221 | 743 | 309 |
| second | 2 170 | 36 | 885 | 1 249 | 1 116 | 19 | 420 | 677 | 1 054 | 17 | 465 | 572 |
| third | 869 | 1 | 190 | 678 | 394 | 1 | 61 | 332 | 475 | 0 | 129 | 346 |
| fourth | 292 | 0 | 34 | 258 | 124 | 0 | 11 | 113 | 168 | 0 | 23 | 145 |
| fifth and above | 59 | 0 | 8 | 51 | 14 | 0 | 3 | 11 | 45 | 0 | 5 | 40 |
| not indicated | 0 | 0 | 0 | 0 | 0 | 0 | 0 | 0 | 0 | 0 | 0 | 0 |
| 2021 | | | | | | | | | | | | |
| Born | 6 222 | 440 | 2 713 | 3 069 | 3 185 | 168 | 1 390 | 1 627 | 3 037 | 272 | 1 323 | 1 442 |
| of them | | | | | | | | | | | | |
| first | 2 853 | 377 | 1 603 | 873 | 1 625 | 144 | 924 | 557 | 1 228 | 233 | 679 | 316 |
| second | 2 038 | 56 | 835 | 1 147 | 1 026 | 21 | 367 | 638 | 1 012 | 35 | 468 | 509 |
| third | 905 | 2 | 190 | 713 | 362 | 1 | 58 | 303 | 543 | 1 | 132 | 410 |
| fourth | 283 | 0 | 46 | 237 | 106 | 0 | 20 | 86 | 177 | 0 | 26 | 151 |
| fifth and above | 63 | 0 | 3 | 60 | 21 | 0 | 1 | 20 | 42 | 0 | 2 | 40 |
| not indicated | 80 | 5 | 36 | 39 | 45 | 2 | 20 | 23 | 35 | 3 | 16 | 16 |

Aktope

people

| | All youth | | | | Urban youth | | | | Rural youth | | | |
|-----------------|-----------|---------|-------|-------|-------------|---------|-------|-------|-------------|---------|-------|-------|
| | Total | of them | | | Total | of them | | | Total | of them | | |
| | | <20 | 20-24 | 25-28 | | <20 | 20-24 | 25-28 | | <20 | 20-24 | 25-28 |
| 2017 | | | | | | | | | | | | |
| Born of them | 10 647 | 523 | 4 826 | 5 298 | 8 024 | 377 | 3 528 | 4 119 | 2 623 | 146 | 1 298 | 1 179 |
| first | 4 462 | 454 | 2 628 | 1 380 | 3 577 | 331 | 2 064 | 1 182 | 885 | 123 | 564 | 198 |
| second | 4 013 | 62 | 1 720 | 2 231 | 3 014 | 41 | 1 169 | 1 804 | 999 | 21 | 551 | 427 |
| third | 1 758 | 6 | 428 | 1 324 | 1 182 | 4 | 266 | 912 | 576 | 2 | 162 | 412 |
| fourth | 356 | 1 | 47 | 308 | 222 | 1 | 28 | 193 | 134 | 0 | 19 | 115 |
| fifth and above | 58 | 0 | 3 | 55 | 29 | 0 | 1 | 28 | 29 | 0 | 2 | 27 |
| not indicated | 0 | 0 | 0 | 0 | 0 | 0 | 0 | 0 | 0 | 0 | 0 | 0 |
| 2018 | | | | | | | | | | | | |
| Born of them | 10 389 | 434 | 4 768 | 5 187 | 7 665 | 297 | 3 407 | 3 961 | 2 724 | 137 | 1 361 | 1 226 |
| first | 4 290 | 372 | 2 677 | 1 241 | 3 311 | 257 | 2 012 | 1 042 | 979 | 115 | 665 | 199 |
| second | 3 803 | 62 | 1 611 | 2 130 | 2 856 | 40 | 1 117 | 1 699 | 947 | 22 | 494 | 431 |
| third | 1 805 | 0 | 431 | 1 374 | 1 193 | 0 | 252 | 941 | 612 | 0 | 179 | 433 |
| fourth | 412 | 0 | 48 | 364 | 256 | 0 | 25 | 231 | 156 | 0 | 23 | 133 |
| fifth and above | 79 | 0 | 1 | 78 | 49 | 0 | 1 | 48 | 30 | 0 | 0 | 30 |
| not indicated | 0 | 0 | 0 | 0 | 0 | 0 | 0 | 0 | 0 | 0 | 0 | 0 |
| 2019 | | | | | | | | | | | | |
| Born of them | 10 579 | 448 | 4 595 | 5 536 | 7 854 | 321 | 3 295 | 4 238 | 2 725 | 127 | 1 300 | 1 298 |
| first | 4 308 | 391 | 2 568 | 1 349 | 3 349 | 279 | 1 926 | 1 144 | 959 | 112 | 642 | 205 |
| second | 3 689 | 51 | 1 542 | 2 096 | 2 777 | 38 | 1 077 | 1 662 | 912 | 13 | 465 | 434 |
| third | 2 009 | 6 | 419 | 1 584 | 1 394 | 4 | 257 | 1 133 | 615 | 2 | 162 | 451 |
| fourth | 477 | 0 | 59 | 418 | 281 | 0 | 32 | 249 | 196 | 0 | 27 | 169 |
| fifth and above | 96 | 0 | 7 | 89 | 53 | 0 | 3 | 50 | 43 | 0 | 4 | 39 |
| not indicated | 0 | 0 | 0 | 0 | 0 | 0 | 0 | 0 | 0 | 0 | 0 | 0 |
| 2020 | | | | | | | | | | | | |
| Born of them | 10 269 | 471 | 4 267 | 5 531 | 7 475 | 310 | 3 003 | 4 162 | 2 794 | 161 | 1 264 | 1 369 |
| first | 4 089 | 424 | 2 364 | 1 301 | 3 110 | 278 | 1 742 | 1 090 | 979 | 146 | 622 | 211 |
| second | 3 436 | 46 | 1 431 | 1 959 | 2 559 | 32 | 972 | 1 555 | 877 | 14 | 459 | 404 |
| third | 1 973 | 1 | 389 | 1 583 | 1 365 | 0 | 242 | 1 123 | 608 | 1 | 147 | 460 |
| fourth | 662 | 0 | 81 | 581 | 379 | 0 | 47 | 332 | 283 | 0 | 34 | 249 |
| fifth and above | 109 | 0 | 2 | 107 | 62 | 0 | 0 | 62 | 47 | 0 | 2 | 45 |
| not indicated | 0 | 0 | 0 | 0 | 0 | 0 | 0 | 0 | 0 | 0 | 0 | 0 |

Continuation

| | All youth | | | | Urban youth | | | | Rural youth | | | |
|-----------------|-----------|---------|-------|-------|-------------|---------|-------|-------|-------------|---------|-------|-------|
| | Total | of them | | | Total | of them | | | Total | of them | | |
| | | <20 | 20-24 | 25-28 | | <20 | 20-24 | 25-28 | | <20 | 20-24 | 25-28 |
| 2021 | | | | | | | | | | | | |
| Born of them | 10 583 | 543 | 4 515 | 5 525 | 7 622 | 360 | 3 133 | 4 129 | 2 961 | 183 | 1 382 | 1 396 |
| first | 4 414 | 474 | 2 556 | 1 384 | 3 277 | 310 | 1 840 | 1 127 | 1 137 | 164 | 716 | 257 |
| second | 3 360 | 63 | 1 418 | 1 879 | 2 499 | 47 | 959 | 1 493 | 861 | 16 | 459 | 386 |
| third | 1 849 | 0 | 408 | 1 441 | 1 245 | 0 | 251 | 994 | 604 | 0 | 157 | 447 |
| fourth | 697 | 0 | 79 | 618 | 441 | 0 | 45 | 396 | 256 | 0 | 34 | 222 |
| fifth and above | 158 | 0 | 9 | 149 | 82 | 0 | 5 | 77 | 76 | 0 | 4 | 72 |
| not indicated | 105 | 6 | 45 | 54 | 78 | 3 | 33 | 42 | 27 | 3 | 12 | 12 |

Almaty

people

| | All youth | | | | Urban youth | | | | Rural youth | | | |
|-----------------|-----------|---------|--------|--------|-------------|---------|-------|-------|-------------|---------|-------|-------|
| | Total | of them | | | Total | of them | | | Total | of them | | |
| | | <20 | 20-24 | 25-28 | | <20 | 20-24 | 25-28 | | <20 | 20-24 | 25-28 |
| 2017 | | | | | | | | | | | | |
| Born of them | 27 921 | 1 766 | 12 736 | 13 419 | 7 062 | 433 | 3 157 | 3 472 | 20 859 | 1 333 | 9 579 | 9 947 |
| first | 11 989 | 1 538 | 6 904 | 3 547 | 3 245 | 383 | 1 849 | 1 013 | 8 744 | 1 155 | 5 055 | 2 534 |
| second | 9 876 | 225 | 4 529 | 5 122 | 2 520 | 49 | 1 039 | 1 432 | 7 356 | 176 | 3 490 | 3 690 |
| third | 4 651 | 3 | 1 140 | 3 508 | 1 002 | 1 | 233 | 768 | 3 649 | 2 | 907 | 2 740 |
| fourth | 1 185 | 0 | 149 | 1 036 | 269 | 0 | 35 | 234 | 916 | 0 | 114 | 802 |
| fifth and above | 219 | 0 | 14 | 205 | 26 | 0 | 1 | 25 | 193 | 0 | 13 | 180 |
| not indicated | 1 | 0 | 0 | 1 | 0 | 0 | 0 | 0 | 1 | 0 | 0 | 1 |
| 2018 | | | | | | | | | | | | |
| Born of them | 26 993 | 1 765 | 12 082 | 13 146 | 6 752 | 407 | 3 013 | 3 332 | 20 241 | 1 358 | 9 069 | 9 814 |
| first | 11 444 | 1 523 | 6 581 | 3 340 | 2 994 | 356 | 1 731 | 907 | 8 450 | 1 167 | 4 850 | 2 433 |
| second | 9 272 | 234 | 4 243 | 4 795 | 2 378 | 51 | 1 039 | 1 288 | 6 894 | 183 | 3 204 | 3 507 |
| third | 4 842 | 8 | 1 122 | 3 712 | 1 070 | 0 | 226 | 844 | 3 772 | 8 | 896 | 2 868 |
| fourth | 1 185 | 0 | 125 | 1 060 | 250 | 0 | 17 | 233 | 935 | 0 | 108 | 827 |
| fifth and above | 250 | 0 | 11 | 239 | 60 | 0 | 0 | 60 | 190 | 0 | 11 | 179 |
| not indicated | 0 | 0 | 0 | 0 | 0 | 0 | 0 | 0 | 0 | 0 | 0 | 0 |
| 2019 | | | | | | | | | | | | |
| Born of them | 26 201 | 1 749 | 11 602 | 12 850 | 6 657 | 407 | 2 925 | 3 325 | 19 544 | 1 342 | 8 677 | 9 525 |
| first | 11 150 | 1 540 | 6 352 | 3 258 | 2 914 | 360 | 1 658 | 896 | 8 236 | 1 180 | 4 694 | 2 362 |
| second | 8 823 | 209 | 3 979 | 4 635 | 2 418 | 47 | 997 | 1 374 | 6 405 | 162 | 2 982 | 3 261 |
| third | 4 705 | 0 | 1 111 | 3 594 | 1 056 | 0 | 242 | 814 | 3 649 | 0 | 869 | 2 780 |
| fourth | 1 230 | 0 | 151 | 1 079 | 211 | 0 | 26 | 185 | 1 019 | 0 | 125 | 894 |
| fifth and above | 293 | 0 | 9 | 284 | 58 | 0 | 2 | 56 | 235 | 0 | 7 | 228 |
| not indicated | 0 | 0 | 0 | 0 | 0 | 0 | 0 | 0 | 0 | 0 | 0 | 0 |
| 2020 | | | | | | | | | | | | |
| Born of them | 26 500 | 1 784 | 11 444 | 13 272 | 6 469 | 389 | 2 677 | 3 403 | 20 031 | 1 395 | 8 767 | 9 869 |
| first | 11 028 | 1 573 | 6 202 | 3 253 | 2 838 | 351 | 1 546 | 941 | 8 190 | 1 222 | 4 656 | 2 312 |
| second | 8 449 | 210 | 3 908 | 4 331 | 2 141 | 38 | 876 | 1 227 | 6 308 | 172 | 3 032 | 3 104 |
| third | 4 995 | 1 | 1 144 | 3 850 | 1 091 | 0 | 221 | 870 | 3 904 | 1 | 923 | 2 980 |
| fourth | 1 717 | 0 | 171 | 1 546 | 341 | 0 | 32 | 309 | 1 376 | 0 | 139 | 1 237 |
| fifth and above | 311 | 0 | 19 | 292 | 58 | 0 | 2 | 56 | 253 | 0 | 17 | 236 |
| not indicated | 0 | 0 | 0 | 0 | 0 | 0 | 0 | 0 | 0 | 0 | 0 | 0 |
| 2021 | | | | | | | | | | | | |
| Born of them | 25 976 | 1 857 | 11 346 | 12 773 | 6 179 | 397 | 2 657 | 3 125 | 19 797 | 1 460 | 8 689 | 9 648 |
| first | 11 511 | 1 641 | 6 421 | 3 449 | 2 863 | 351 | 1 584 | 928 | 8 648 | 1 290 | 4 837 | 2 521 |
| second | 7 657 | 184 | 3 603 | 3 870 | 1 899 | 42 | 810 | 1 047 | 5 758 | 142 | 2 793 | 2 823 |
| third | 4 385 | 1 | 977 | 3 407 | 960 | 0 | 197 | 763 | 3 425 | 1 | 780 | 2 644 |
| fourth | 1 716 | 0 | 177 | 1 539 | 323 | 0 | 40 | 283 | 1 393 | 0 | 137 | 1 256 |
| fifth and above | 392 | 0 | 29 | 363 | 73 | 0 | 5 | 68 | 319 | 0 | 24 | 295 |
| not indicated | 315 | 31 | 139 | 145 | 61 | 4 | 21 | 36 | 254 | 27 | 118 | 109 |

Atyrau

people

| | All youth | | | | Urban youth | | | | Rural youth | | | |
|-----------------|-----------|---------|-------|-------|-------------|---------|-------|-------|-------------|---------|-------|-------|
| | Total | of them | | | Total | of them | | | Total | of them | | |
| | | <20 | 20-24 | 25-28 | | <20 | 20-24 | 25-28 | | <20 | 20-24 | 25-28 |
| 2017 | | | | | | | | | | | | |
| Born | 9 156 | 591 | 4 131 | 4 434 | 4 913 | 302 | 2 133 | 2 478 | 4 243 | 289 | 1 998 | 1 956 |
| of them | | | | | | | | | | | | |
| first | 3 287 | 474 | 1 873 | 940 | 1 887 | 245 | 1 030 | 612 | 1 400 | 229 | 843 | 328 |
| second | 3 188 | 111 | 1 575 | 1 502 | 1 688 | 53 | 765 | 870 | 1 500 | 58 | 810 | 632 |
| third | 2 008 | 6 | 604 | 1 398 | 1 013 | 4 | 296 | 713 | 995 | 2 | 308 | 685 |
| fourth | 557 | 0 | 72 | 485 | 272 | 0 | 37 | 235 | 285 | 0 | 35 | 250 |
| fifth and above | 116 | 0 | 7 | 109 | 53 | 0 | 5 | 48 | 63 | 0 | 2 | 61 |
| not indicated | 0 | 0 | 0 | 0 | 0 | 0 | 0 | 0 | 0 | 0 | 0 | 0 |
| 2018 | | | | | | | | | | | | |
| Born | 9 135 | 548 | 4 048 | 4 539 | 4 836 | 270 | 2 065 | 2 501 | 4 299 | 278 | 1 983 | 2 038 |
| of them | | | | | | | | | | | | |
| first | 3 274 | 443 | 1 904 | 927 | 1 808 | 220 | 1 006 | 582 | 1 466 | 223 | 898 | 345 |
| second | 3 011 | 102 | 1 439 | 1 470 | 1 658 | 49 | 731 | 878 | 1 353 | 53 | 708 | 592 |
| third | 2 087 | 3 | 601 | 1 483 | 1 030 | 1 | 284 | 745 | 1 057 | 2 | 317 | 738 |
| fourth | 591 | 0 | 86 | 505 | 247 | 0 | 36 | 211 | 344 | 0 | 50 | 294 |
| fifth and above | 172 | 0 | 18 | 154 | 93 | 0 | 8 | 85 | 79 | 0 | 10 | 69 |
| not indicated | 0 | 0 | 0 | 0 | 0 | 0 | 0 | 0 | 0 | 0 | 0 | 0 |
| 2019 | | | | | | | | | | | | |
| Born | 8 852 | 524 | 3 878 | 4 450 | 4 842 | 251 | 2 026 | 2 565 | 4 010 | 273 | 1 852 | 1 885 |
| of them | | | | | | | | | | | | |
| first | 3 487 | 434 | 2 048 | 1 005 | 1 947 | 208 | 1 093 | 646 | 1 540 | 226 | 955 | 359 |
| second | 2 779 | 85 | 1 262 | 1 432 | 1 551 | 41 | 652 | 858 | 1 228 | 44 | 610 | 574 |
| third | 1 785 | 4 | 456 | 1 325 | 925 | 1 | 224 | 700 | 860 | 3 | 232 | 625 |
| fourth | 659 | 1 | 101 | 557 | 334 | 1 | 49 | 284 | 325 | 0 | 52 | 273 |
| fifth and above | 142 | 0 | 11 | 131 | 85 | 0 | 8 | 77 | 57 | 0 | 3 | 54 |
| not indicated | 0 | 0 | 0 | 0 | 0 | 0 | 0 | 0 | 0 | 0 | 0 | 0 |
| 2020 | | | | | | | | | | | | |
| Born | 8 912 | 529 | 3 819 | 4 564 | 4 681 | 267 | 1 934 | 2 480 | 4 231 | 262 | 1 885 | 2 084 |
| of them | | | | | | | | | | | | |
| first | 3 356 | 447 | 1 968 | 941 | 1 838 | 224 | 1 066 | 548 | 1 518 | 223 | 902 | 393 |
| second | 2 719 | 81 | 1 254 | 1 384 | 1 435 | 42 | 589 | 804 | 1 284 | 39 | 665 | 580 |
| third | 1 853 | 1 | 478 | 1 374 | 921 | 1 | 225 | 695 | 932 | 0 | 253 | 679 |
| fourth | 819 | 0 | 110 | 709 | 400 | 0 | 48 | 352 | 419 | 0 | 62 | 357 |
| fifth and above | 164 | 0 | 8 | 156 | 86 | 0 | 5 | 81 | 78 | 0 | 3 | 75 |
| not indicated | 1 | 0 | 1 | 0 | 1 | 0 | 1 | 0 | 0 | 0 | 0 | 0 |
| 2021 | | | | | | | | | | | | |
| Born | 9 044 | 579 | 3 873 | 4 592 | 4 709 | 262 | 1 943 | 2 504 | 4 335 | 317 | 1 930 | 2 088 |
| of them | | | | | | | | | | | | |
| first | 3 506 | 473 | 2 070 | 963 | 1 898 | 212 | 1 079 | 607 | 1 608 | 261 | 991 | 356 |
| second | 2 671 | 83 | 1 223 | 1 365 | 1 438 | 35 | 596 | 807 | 1 233 | 48 | 627 | 558 |
| third | 1 719 | 5 | 423 | 1 291 | 856 | 4 | 199 | 653 | 863 | 1 | 224 | 638 |
| fourth | 807 | 0 | 95 | 712 | 354 | 0 | 38 | 316 | 453 | 0 | 57 | 396 |
| fifth and above | 216 | 0 | 16 | 200 | 98 | 0 | 7 | 91 | 118 | 0 | 9 | 109 |
| not indicated | 125 | 18 | 46 | 61 | 65 | 11 | 24 | 30 | 60 | 7 | 22 | 31 |

Batys Kazakhstan

people

| | All youth | | | | Urban youth | | | | Rural youth | | | |
|-----------------|-----------|---------|-------|-------|-------------|---------|-------|-------|-------------|---------|-------|-------|
| | Total | of them | | | Total | of them | | | Total | of them | | |
| | | <20 | 20-24 | 25-28 | | <20 | 20-24 | 25-28 | | <20 | 20-24 | 25-28 |
| 2017 | | | | | | | | | | | | |
| Born | 7 145 | 388 | 3 316 | 3 441 | 4 025 | 172 | 1 794 | 2 059 | 3 120 | 216 | 1 522 | 1 382 |
| of them | | | | | | | | | | | | |
| first | 3 123 | 345 | 1 878 | 900 | 1 873 | 157 | 1 088 | 628 | 1 250 | 188 | 790 | 272 |
| second | 2 820 | 42 | 1 170 | 1 608 | 1 607 | 14 | 595 | 998 | 1 213 | 28 | 575 | 610 |
| third | 1 001 | 1 | 235 | 765 | 463 | 1 | 95 | 367 | 538 | 0 | 140 | 398 |
| fourth | 169 | 0 | 29 | 140 | 67 | 0 | 12 | 55 | 102 | 0 | 17 | 85 |
| fifth and above | 32 | 0 | 4 | 28 | 15 | 0 | 4 | 11 | 17 | 0 | 0 | 17 |
| not indicated | 0 | 0 | 0 | 0 | 0 | 0 | 0 | 0 | 0 | 0 | 0 | 0 |

Continuation

| | All youth | | | | Urban youth | | | | Rural youth | | | |
|-----------------|-----------|---------|-------|-------|-------------|---------|-------|-------|-------------|---------|-------|-------|
| | Total | of them | | | Total | of them | | | Total | of them | | |
| | | <20 | 20-24 | 25-28 | | <20 | 20-24 | 25-28 | | <20 | 20-24 | 25-28 |
| 2018 | | | | | | | | | | | | |
| Born of them | 7 026 | 391 | 3 086 | 3 549 | 3 986 | 188 | 1 637 | 2 161 | 3 040 | 203 | 1 449 | 1 388 |
| first | 3 081 | 341 | 1 764 | 976 | 1 856 | 158 | 989 | 709 | 1 225 | 183 | 775 | 267 |
| second | 2 683 | 50 | 1 085 | 1 548 | 1 539 | 30 | 539 | 970 | 1 144 | 20 | 546 | 578 |
| third | 1 042 | 0 | 212 | 830 | 496 | 0 | 94 | 402 | 546 | 0 | 118 | 428 |
| fourth | 189 | 0 | 22 | 167 | 82 | 0 | 14 | 68 | 107 | 0 | 8 | 99 |
| fifth and above | 31 | 0 | 3 | 28 | 13 | 0 | 1 | 12 | 18 | 0 | 2 | 16 |
| not indicated | 0 | 0 | 0 | 0 | 0 | 0 | 0 | 0 | 0 | 0 | 0 | 0 |
| 2019 | | | | | | | | | | | | |
| Born of them | 6 855 | 353 | 2 919 | 3 583 | 3 854 | 169 | 1 539 | 2 146 | 3 001 | 184 | 1 380 | 1 437 |
| first | 2 913 | 321 | 1 679 | 913 | 1 764 | 157 | 971 | 636 | 1 149 | 164 | 708 | 277 |
| second | 2 553 | 30 | 1 003 | 1 520 | 1 411 | 12 | 464 | 935 | 1 142 | 18 | 539 | 585 |
| third | 1 103 | 2 | 217 | 884 | 556 | 0 | 96 | 460 | 547 | 2 | 121 | 424 |
| fourth | 254 | 0 | 19 | 235 | 109 | 0 | 7 | 102 | 145 | 0 | 12 | 133 |
| fifth and above | 32 | 0 | 1 | 31 | 14 | 0 | 1 | 13 | 18 | 0 | 0 | 18 |
| not indicated | 0 | 0 | 0 | 0 | 0 | 0 | 0 | 0 | 0 | 0 | 0 | 0 |
| 2020 | | | | | | | | | | | | |
| Born of them | 6 748 | 307 | 2 823 | 3 618 | 3 630 | 133 | 1 436 | 2 061 | 3 118 | 174 | 1 387 | 1 557 |
| first | 2 818 | 278 | 1 630 | 910 | 1 617 | 122 | 888 | 607 | 1 201 | 156 | 742 | 303 |
| second | 2 407 | 28 | 929 | 1 450 | 1 292 | 10 | 440 | 842 | 1 115 | 18 | 489 | 608 |
| third | 1 146 | 1 | 233 | 912 | 549 | 1 | 97 | 451 | 597 | 0 | 136 | 461 |
| fourth | 324 | 0 | 27 | 297 | 149 | 0 | 8 | 141 | 175 | 0 | 19 | 156 |
| fifth and above | 53 | 0 | 4 | 49 | 23 | 0 | 3 | 20 | 30 | 0 | 1 | 29 |
| not indicated | 0 | 0 | 0 | 0 | 0 | 0 | 0 | 0 | 0 | 0 | 0 | 0 |
| 2021 | | | | | | | | | | | | |
| Born of them | 6 870 | 387 | 2 935 | 3 548 | 3 636 | 144 | 1 497 | 1 995 | 3 234 | 243 | 1 438 | 1 553 |
| first | 3 001 | 338 | 1 714 | 949 | 1 645 | 130 | 896 | 619 | 1 356 | 208 | 818 | 330 |
| second | 2 206 | 40 | 896 | 1 270 | 1 187 | 12 | 437 | 738 | 1 019 | 28 | 459 | 532 |
| third | 1 148 | 1 | 246 | 901 | 558 | 0 | 118 | 440 | 590 | 1 | 128 | 461 |
| fourth | 361 | 0 | 46 | 315 | 173 | 0 | 27 | 146 | 188 | 0 | 19 | 169 |
| fifth and above | 84 | 0 | 3 | 81 | 36 | 0 | 3 | 33 | 48 | 0 | 0 | 48 |
| not indicated | 70 | 8 | 30 | 32 | 37 | 2 | 16 | 19 | 33 | 6 | 14 | 13 |

Zhambyl

people

| | All youth | | | | Urban youth | | | | Rural youth | | | |
|-----------------|-----------|---------|-------|-------|-------------|---------|-------|-------|-------------|---------|-------|-------|
| | Total | of them | | | Total | of them | | | Total | of them | | |
| | | <20 | 20-24 | 25-28 | | <20 | 20-24 | 25-28 | | <20 | 20-24 | 25-28 |
| 2017 | | | | | | | | | | | | |
| Born | 16 166 | 1 339 | 8 130 | 6 697 | 6 388 | 374 | 3 131 | 2 883 | 9 778 | 965 | 4 999 | 3 814 |
| of them | | | | | | | | | | | | |
| first | 6 399 | 1 155 | 3 928 | 1 316 | 2 691 | 328 | 1 665 | 698 | 3 708 | 827 | 2 263 | 618 |
| second | 5 647 | 184 | 3 136 | 2 327 | 2 373 | 46 | 1 183 | 1 144 | 3 274 | 138 | 1 953 | 1 183 |
| third | 3 031 | 0 | 916 | 2 115 | 1 041 | 0 | 243 | 798 | 1 990 | 0 | 673 | 1 317 |
| fourth | 882 | 0 | 130 | 752 | 235 | 0 | 33 | 202 | 647 | 0 | 97 | 550 |
| fifth and above | 206 | 0 | 19 | 187 | 47 | 0 | 6 | 41 | 159 | 0 | 13 | 146 |
| not indicated | 1 | 0 | 1 | 0 | 1 | 0 | 1 | 0 | 0 | 0 | 0 | 0 |
| 2018 | | | | | | | | | | | | |
| Born | 16 105 | 1 409 | 7 979 | 6 717 | 6 508 | 415 | 3 094 | 2 999 | 9 597 | 994 | 4 885 | 3 718 |
| of them | | | | | | | | | | | | |
| first | 6 515 | 1 228 | 3 905 | 1 382 | 2 783 | 369 | 1 669 | 745 | 3 732 | 859 | 2 236 | 637 |
| second | 5 274 | 179 | 2 946 | 2 149 | 2 277 | 45 | 1 143 | 1 089 | 2 997 | 134 | 1 803 | 1 060 |
| third | 3 171 | 1 | 962 | 2 208 | 1 139 | 0 | 244 | 895 | 2 032 | 1 | 718 | 1 313 |
| fourth | 953 | 0 | 150 | 803 | 263 | 0 | 35 | 228 | 690 | 0 | 115 | 575 |
| fifth and above | 187 | 0 | 14 | 173 | 42 | 0 | 1 | 41 | 145 | 0 | 13 | 132 |
| not indicated | 5 | 1 | 2 | 2 | 4 | 1 | 2 | 1 | 1 | 0 | 0 | 1 |

Continuation

| | All youth | | | | Urban youth | | | | Rural youth | | | |
|-----------------|-----------|---------|-------|-------|-------------|---------|-------|-------|-------------|---------|-------|-------|
| | Total | of them | | | Total | of them | | | Total | of them | | |
| | | <20 | 20-24 | 25-28 | | <20 | 20-24 | 25-28 | | <20 | 20-24 | 25-28 |
| 2019 | | | | | | | | | | | | |
| Born of them | 15 694 | 1 336 | 7 599 | 6 759 | 6 508 | 400 | 2 998 | 3 110 | 9 186 | 936 | 4 601 | 3 649 |
| first | 6 402 | 1 171 | 3 775 | 1 456 | 2 816 | 355 | 1 641 | 820 | 3 586 | 816 | 2 134 | 636 |
| second | 5 034 | 165 | 2 787 | 2 082 | 2 177 | 45 | 1 046 | 1 086 | 2 857 | 120 | 1 741 | 996 |
| third | 3 058 | 0 | 874 | 2 184 | 1 181 | 0 | 277 | 904 | 1 877 | 0 | 597 | 1 280 |
| fourth | 947 | 0 | 137 | 810 | 279 | 0 | 27 | 252 | 668 | 0 | 110 | 558 |
| fifth and above | 252 | 0 | 26 | 226 | 54 | 0 | 7 | 47 | 198 | 0 | 19 | 179 |
| not indicated | 1 | 0 | 0 | 1 | 1 | 0 | 0 | 1 | 0 | 0 | 0 | 0 |
| 2020 | | | | | | | | | | | | |
| Born of them | 16 124 | 1 364 | 7 365 | 7 395 | 6 853 | 448 | 3 005 | 3 400 | 9 271 | 916 | 4 360 | 3 995 |
| first | 6 384 | 1 171 | 3 708 | 1 505 | 2 901 | 393 | 1 685 | 823 | 3 483 | 778 | 2 023 | 682 |
| second | 4 902 | 193 | 2 579 | 2 130 | 2 191 | 55 | 992 | 1 144 | 2 711 | 138 | 1 587 | 986 |
| third | 3 274 | 0 | 917 | 2 357 | 1 281 | 0 | 282 | 999 | 1 993 | 0 | 635 | 1 358 |
| fourth | 1 265 | 0 | 138 | 1 127 | 390 | 0 | 35 | 355 | 875 | 0 | 103 | 772 |
| fifth and above | 283 | 0 | 18 | 265 | 79 | 0 | 9 | 70 | 204 | 0 | 9 | 195 |
| not indicated | 16 | 0 | 5 | 11 | 11 | 0 | 2 | 9 | 5 | 0 | 3 | 2 |
| 2021 | | | | | | | | | | | | |
| Born of them | 16 374 | 1 472 | 7 509 | 7 393 | 6 779 | 422 | 3 036 | 3 321 | 9 595 | 1 050 | 4 473 | 4 072 |
| first | 6 438 | 1 266 | 3 718 | 1 454 | 2 792 | 366 | 1 661 | 765 | 3 646 | 900 | 2 057 | 689 |
| second | 4 923 | 181 | 2 640 | 2 102 | 2 090 | 50 | 974 | 1 066 | 2 833 | 131 | 1 666 | 1 036 |
| third | 3 149 | 6 | 893 | 2 250 | 1 261 | 2 | 310 | 949 | 1 888 | 4 | 583 | 1 301 |
| fourth | 1 439 | 0 | 179 | 1 260 | 491 | 0 | 59 | 432 | 948 | 0 | 120 | 828 |
| fifth and above | 283 | 0 | 13 | 270 | 89 | 0 | 7 | 82 | 194 | 0 | 6 | 188 |
| not indicated | 142 | 19 | 66 | 57 | 56 | 4 | 25 | 27 | 86 | 15 | 41 | 30 |

Karagandy

people

| | All youth | | | | Urban youth | | | | Rural youth | | | |
|-----------------|-----------|---------|-------|-------|-------------|---------|-------|-------|-------------|---------|-------|-------|
| | Total | of them | | | Total | of them | | | Total | of them | | |
| | | <20 | 20-24 | 25-28 | | <20 | 20-24 | 25-28 | | <20 | 20-24 | 25-28 |
| 2017 | | | | | | | | | | | | |
| Born | 12 832 | 784 | 5 855 | 6 193 | 10 183 | 583 | 4 565 | 5 035 | 2 649 | 201 | 1 290 | 1 158 |
| of them | | | | | | | | | | | | |
| first | 6 563 | 718 | 3 677 | 2 168 | 5 329 | 534 | 2 948 | 1 847 | 1 234 | 184 | 729 | 321 |
| second | 4 360 | 66 | 1 781 | 2 513 | 3 480 | 49 | 1 342 | 2 089 | 880 | 17 | 439 | 424 |
| third | 1 520 | 0 | 347 | 1 173 | 1 107 | 0 | 236 | 871 | 413 | 0 | 111 | 302 |
| fourth | 344 | 0 | 45 | 299 | 234 | 0 | 36 | 198 | 110 | 0 | 9 | 101 |
| fifth and above | 45 | 0 | 5 | 40 | 33 | 0 | 3 | 30 | 12 | 0 | 2 | 10 |
| not indicated | 0 | 0 | 0 | 0 | 0 | 0 | 0 | 0 | 0 | 0 | 0 | 0 |
| 2018 | | | | | | | | | | | | |
| Born | 12 493 | 781 | 5 653 | 6 059 | 9 920 | 578 | 4 413 | 4 929 | 2 573 | 203 | 1 240 | 1 130 |
| of them | | | | | | | | | | | | |
| first | 5 943 | 708 | 3 370 | 1 865 | 4 815 | 529 | 2 676 | 1 610 | 1 128 | 179 | 694 | 255 |
| second | 4 426 | 73 | 1 850 | 2 503 | 3 557 | 49 | 1 433 | 2 075 | 869 | 24 | 417 | 428 |
| third | 1 669 | 0 | 379 | 1 290 | 1 237 | 0 | 264 | 973 | 432 | 0 | 115 | 317 |
| fourth | 368 | 0 | 48 | 320 | 252 | 0 | 36 | 216 | 116 | 0 | 12 | 104 |
| fifth and above | 85 | 0 | 6 | 79 | 57 | 0 | 4 | 53 | 28 | 0 | 2 | 26 |
| not indicated | 2 | 0 | 0 | 2 | 2 | 0 | 0 | 2 | 0 | 0 | 0 | 0 |
| 2019 | | | | | | | | | | | | |
| Born | 12 065 | 776 | 5 248 | 6 041 | 9 480 | 563 | 4 034 | 4 883 | 2 585 | 213 | 1 214 | 1 158 |
| of them | | | | | | | | | | | | |
| first | 5 551 | 698 | 3 086 | 1 767 | 4 461 | 509 | 2 424 | 1 528 | 1 090 | 189 | 662 | 239 |
| second | 4 255 | 75 | 1 735 | 2 445 | 3 352 | 51 | 1 316 | 1 985 | 903 | 24 | 419 | 460 |
| third | 1 763 | 3 | 374 | 1 386 | 1 323 | 3 | 265 | 1 055 | 440 | 0 | 109 | 331 |
| fourth | 413 | 0 | 49 | 364 | 283 | 0 | 26 | 257 | 130 | 0 | 23 | 107 |
| fifth and above | 81 | 0 | 4 | 77 | 59 | 0 | 3 | 56 | 22 | 0 | 1 | 21 |
| not indicated | 2 | 0 | 0 | 2 | 2 | 0 | 0 | 2 | 0 | 0 | 0 | 0 |
| 2020 | | | | | | | | | | | | |
| Born | 11 832 | 711 | 5 061 | 6 060 | 9 299 | 514 | 3 869 | 4 916 | 2 533 | 197 | 1 192 | 1 144 |
| of them | | | | | | | | | | | | |
| first | 5 533 | 645 | 3 085 | 1 803 | 4 455 | 472 | 2 433 | 1 550 | 1 078 | 173 | 652 | 253 |

Continuation

| | All youth | | | | Urban youth | | | | Rural youth | | | |
|-----------------|-----------|---------|-------|-------|-------------|---------|-------|-------|-------------|---------|-------|-------|
| | Total | of them | | | Total | of them | | | Total | of them | | |
| | | <20 | 20-24 | 25-28 | | <20 | 20-24 | 25-28 | | <20 | 20-24 | 25-28 |
| second | 3 937 | 66 | 1 554 | 2 317 | 3 113 | 42 | 1 143 | 1 928 | 824 | 24 | 411 | 389 |
| third | 1 757 | 0 | 364 | 1 393 | 1 312 | 0 | 258 | 1 054 | 445 | 0 | 106 | 339 |
| fourth | 509 | 0 | 56 | 453 | 347 | 0 | 33 | 314 | 162 | 0 | 23 | 139 |
| fifth and above | 92 | 0 | 0 | 92 | 68 | 0 | 0 | 68 | 24 | 0 | 0 | 24 |
| not indicated | 4 | 0 | 2 | 2 | 4 | 0 | 2 | 2 | 0 | 0 | 0 | 0 |
| 2021 | | | | | | | | | | | | |
| Born | 11 794 | 750 | 5 041 | 6 003 | 9 352 | 558 | 3 907 | 4 887 | 2 442 | 192 | 1 134 | 1 116 |
| of them | | | | | | | | | | | | |
| first | 5 564 | 662 | 3 055 | 1 847 | 4 495 | 500 | 2 425 | 1 570 | 1 069 | 162 | 630 | 277 |
| second | 3 696 | 76 | 1 487 | 2 133 | 2 947 | 49 | 1 138 | 1 760 | 749 | 27 | 349 | 373 |
| third | 1 720 | 0 | 347 | 1 373 | 1 320 | 0 | 236 | 1 084 | 400 | 0 | 111 | 289 |
| fourth | 508 | 0 | 57 | 451 | 361 | 0 | 35 | 326 | 147 | 0 | 22 | 125 |
| fifth and above | 116 | 0 | 5 | 111 | 82 | 0 | 4 | 78 | 34 | 0 | 1 | 33 |
| not indicated | 190 | 12 | 90 | 88 | 147 | 9 | 69 | 69 | 43 | 3 | 21 | 19 |

Kostanai

people

| | All youth | | | | Urban youth | | | | Rural youth | | | |
|-----------------|-----------|---------|-------|-------|-------------|---------|-------|-------|-------------|---------|-------|-------|
| | Total | of them | | | Total | of them | | | Total | of them | | |
| | | <20 | 20-24 | 25-28 | | <20 | 20-24 | 25-28 | | <20 | 20-24 | 25-28 |
| 2017 | | | | | | | | | | | | |
| Born | 6 499 | 482 | 2 839 | 3 178 | 3 659 | 184 | 1 511 | 1 964 | 2 840 | 298 | 1 328 | 1 214 |
| of them | | | | | | | | | | | | |
| first | 3 364 | 443 | 1 793 | 1 128 | 2 015 | 178 | 1 013 | 824 | 1 349 | 265 | 780 | 304 |
| second | 2 348 | 37 | 870 | 1 441 | 1 322 | 6 | 432 | 884 | 1 026 | 31 | 438 | 557 |
| third | 640 | 2 | 153 | 485 | 273 | 0 | 59 | 214 | 367 | 2 | 94 | 271 |
| fourth | 116 | 0 | 18 | 98 | 37 | 0 | 6 | 31 | 79 | 0 | 12 | 67 |
| fifth and above | 31 | 0 | 5 | 26 | 12 | 0 | 1 | 11 | 19 | 0 | 4 | 15 |
| not indicated | 0 | 0 | 0 | 0 | 0 | 0 | 0 | 0 | 0 | 0 | 0 | 0 |
| 2018 | | | | | | | | | | | | |
| Born | 6 219 | 447 | 2 726 | 3 046 | 3 549 | 157 | 1 508 | 1 884 | 2 670 | 290 | 1 218 | 1 162 |
| of them | | | | | | | | | | | | |
| first | 3 121 | 411 | 1 716 | 994 | 1 920 | 148 | 1 040 | 732 | 1 201 | 263 | 676 | 262 |
| second | 2 234 | 34 | 844 | 1 356 | 1 253 | 9 | 401 | 843 | 981 | 25 | 443 | 513 |
| third | 685 | 2 | 141 | 542 | 310 | 0 | 58 | 252 | 375 | 2 | 83 | 290 |
| fourth | 141 | 0 | 22 | 119 | 52 | 0 | 8 | 44 | 89 | 0 | 14 | 75 |
| fifth and above | 38 | 0 | 3 | 35 | 14 | 0 | 1 | 13 | 24 | 0 | 2 | 22 |
| not indicated | 0 | 0 | 0 | 0 | 0 | 0 | 0 | 0 | 0 | 0 | 0 | 0 |
| 2019 | | | | | | | | | | | | |
| Born | 5 972 | 450 | 2 657 | 2 865 | 3 544 | 186 | 1 523 | 1 835 | 2 428 | 264 | 1 134 | 1 030 |
| of them | | | | | | | | | | | | |
| first | 2 967 | 396 | 1 657 | 914 | 1 890 | 164 | 1 048 | 678 | 1 077 | 232 | 609 | 236 |
| second | 2 166 | 51 | 838 | 1 277 | 1 269 | 19 | 416 | 834 | 897 | 32 | 422 | 443 |
| third | 674 | 3 | 143 | 528 | 325 | 3 | 55 | 267 | 349 | 0 | 88 | 261 |
| fourth | 136 | 0 | 16 | 120 | 55 | 0 | 4 | 51 | 81 | 0 | 12 | 69 |
| fifth and above | 29 | 0 | 3 | 26 | 5 | 0 | 0 | 5 | 24 | 0 | 3 | 21 |
| not indicated | 0 | 0 | 0 | 0 | 0 | 0 | 0 | 0 | 0 | 0 | 0 | 0 |
| 2020 | | | | | | | | | | | | |
| Born | 5 697 | 469 | 2 485 | 2 743 | 3 425 | 216 | 1 430 | 1 779 | 2 272 | 253 | 1 055 | 964 |
| of them | | | | | | | | | | | | |
| first | 2 758 | 418 | 1 516 | 824 | 1 760 | 197 | 951 | 612 | 998 | 221 | 565 | 212 |
| second | 1 972 | 43 | 779 | 1 150 | 1 187 | 17 | 400 | 770 | 785 | 26 | 379 | 380 |
| third | 660 | 2 | 137 | 521 | 322 | 0 | 46 | 276 | 338 | 2 | 91 | 245 |
| fourth | 199 | 0 | 23 | 176 | 96 | 0 | 12 | 84 | 103 | 0 | 11 | 92 |
| fifth and above | 44 | 0 | 3 | 41 | 18 | 0 | 2 | 16 | 26 | 0 | 1 | 25 |
| not indicated | 64 | 6 | 27 | 31 | 42 | 2 | 19 | 21 | 22 | 4 | 8 | 10 |
| 2021 | | | | | | | | | | | | |
| Born | 5 424 | 437 | 2 387 | 2 600 | 3 293 | 209 | 1 412 | 1 672 | 2 131 | 228 | 975 | 928 |
| of them | | | | | | | | | | | | |
| first | 2 653 | 387 | 1 458 | 808 | 1 735 | 184 | 939 | 612 | 918 | 203 | 519 | 196 |
| second | 1 810 | 44 | 729 | 1 037 | 1 099 | 22 | 386 | 691 | 711 | 22 | 343 | 346 |
| third | 646 | 0 | 140 | 506 | 324 | 0 | 59 | 265 | 322 | 0 | 81 | 241 |
| fourth | 209 | 0 | 30 | 179 | 83 | 0 | 8 | 75 | 126 | 0 | 22 | 104 |
| fifth and above | 47 | 0 | 3 | 44 | 17 | 0 | 2 | 15 | 30 | 0 | 1 | 29 |
| not indicated | 59 | 6 | 27 | 26 | 35 | 3 | 18 | 14 | 24 | 3 | 9 | 12 |

Kyzylorda

people

| | All youth | | | | Urban youth | | | | Rural youth | | | |
|-----------------|-----------|---------|-------|-------|-------------|---------|-------|-------|-------------|---------|-------|-------|
| | Total | of them | | | Total | of them | | | Total | of them | | |
| | | <20 | 20-24 | 25-28 | | <20 | 20-24 | 25-28 | | <20 | 20-24 | 25-28 |
| 2017 | | | | | | | | | | | | |
| Born | 10 807 | 539 | 5 236 | 5 032 | 5 146 | 228 | 2 382 | 2 536 | 5 661 | 311 | 2 854 | 2 496 |
| of them | | | | | | | | | | | | |
| first | 4 239 | 457 | 2 703 | 1 079 | 2 146 | 192 | 1 295 | 659 | 2 093 | 265 | 1 408 | 420 |
| second | 3 819 | 82 | 1 906 | 1 831 | 1 828 | 36 | 822 | 970 | 1 991 | 46 | 1 084 | 861 |
| third | 2 047 | 0 | 542 | 1 505 | 879 | 0 | 232 | 647 | 1 168 | 0 | 310 | 858 |
| fourth | 578 | 0 | 80 | 498 | 246 | 0 | 30 | 216 | 332 | 0 | 50 | 282 |
| fifth and above | 124 | 0 | 5 | 119 | 47 | 0 | 3 | 44 | 77 | 0 | 2 | 75 |
| not indicated | 0 | 0 | 0 | 0 | 0 | 0 | 0 | 0 | 0 | 0 | 0 | 0 |
| 2018 | | | | | | | | | | | | |
| Born | 10 731 | 565 | 5 184 | 4 982 | 5 041 | 224 | 2 314 | 2 503 | 5 690 | 341 | 2 870 | 2 479 |
| of them | | | | | | | | | | | | |
| first | 4 567 | 498 | 2 844 | 1 225 | 2 160 | 194 | 1 296 | 670 | 2 407 | 304 | 1 548 | 555 |
| second | 3 565 | 67 | 1 765 | 1 733 | 1 744 | 30 | 794 | 920 | 1 821 | 37 | 971 | 813 |
| third | 1 967 | 0 | 511 | 1 456 | 870 | 0 | 197 | 673 | 1 097 | 0 | 314 | 783 |
| fourth | 513 | 0 | 55 | 458 | 220 | 0 | 21 | 199 | 293 | 0 | 34 | 259 |
| fifth and above | 119 | 0 | 9 | 110 | 47 | 0 | 6 | 41 | 72 | 0 | 3 | 69 |
| not indicated | 0 | 0 | 0 | 0 | 0 | 0 | 0 | 0 | 0 | 0 | 0 | 0 |
| 2019 | | | | | | | | | | | | |
| Born | 10 692 | 531 | 4 871 | 5 290 | 5 151 | 215 | 2 249 | 2 687 | 5 541 | 316 | 2 622 | 2 603 |
| of them | | | | | | | | | | | | |
| first | 4 780 | 470 | 2 810 | 1 500 | 2 300 | 193 | 1 308 | 799 | 2 480 | 277 | 1 502 | 701 |
| second | 3 283 | 61 | 1 561 | 1 661 | 1 627 | 22 | 710 | 895 | 1 656 | 39 | 851 | 766 |
| third | 1 934 | 0 | 425 | 1 509 | 920 | 0 | 196 | 724 | 1 014 | 0 | 229 | 785 |
| fourth | 583 | 0 | 68 | 515 | 255 | 0 | 32 | 223 | 328 | 0 | 36 | 292 |
| fifth and above | 112 | 0 | 7 | 105 | 49 | 0 | 3 | 46 | 63 | 0 | 4 | 59 |
| not indicated | 0 | 0 | 0 | 0 | 0 | 0 | 0 | 0 | 0 | 0 | 0 | 0 |
| 2020 | | | | | | | | | | | | |
| Born | 11 173 | 576 | 4 904 | 5 693 | 5 130 | 199 | 2 122 | 2 809 | 6 043 | 377 | 2 782 | 2 884 |
| of them | | | | | | | | | | | | |
| first | 4 830 | 485 | 2 852 | 1 493 | 2 330 | 167 | 1 279 | 884 | 2 500 | 318 | 1 573 | 609 |
| second | 3 374 | 91 | 1 543 | 1 740 | 1 539 | 32 | 635 | 872 | 1 835 | 59 | 908 | 868 |
| third | 2 003 | 0 | 432 | 1 571 | 865 | 0 | 176 | 689 | 1 138 | 0 | 256 | 882 |
| fourth | 809 | 0 | 68 | 741 | 324 | 0 | 26 | 298 | 485 | 0 | 42 | 443 |
| fifth and above | 157 | 0 | 9 | 148 | 72 | 0 | 6 | 66 | 85 | 0 | 3 | 82 |
| not indicated | 0 | 0 | 0 | 0 | 0 | 0 | 0 | 0 | 0 | 0 | 0 | 0 |
| 2021 | | | | | | | | | | | | |
| Born | 12 062 | 663 | 5 406 | 5 993 | 5 421 | 228 | 2 322 | 2 871 | 6 641 | 435 | 3 084 | 3 122 |
| of them | | | | | | | | | | | | |
| first | 5 240 | 593 | 3 118 | 1 529 | 2 394 | 196 | 1 391 | 807 | 2 846 | 397 | 1 727 | 722 |
| second | 3 513 | 64 | 1 693 | 1 756 | 1 622 | 29 | 683 | 910 | 1 891 | 35 | 1 010 | 846 |
| third | 2 106 | 0 | 462 | 1 644 | 913 | 0 | 200 | 713 | 1 193 | 0 | 262 | 931 |
| fourth | 894 | 0 | 77 | 817 | 364 | 0 | 26 | 338 | 530 | 0 | 51 | 479 |
| fifth and above | 202 | 0 | 8 | 194 | 79 | 0 | 5 | 74 | 123 | 0 | 3 | 120 |
| not indicated | 107 | 6 | 48 | 53 | 49 | 3 | 17 | 29 | 58 | 3 | 31 | 24 |

Mangystau

people

| | All youth | | | | Urban youth | | | | Rural youth | | | |
|-----------------|-----------|---------|-------|-------|-------------|---------|-------|-------|-------------|---------|-------|-------|
| | Total | of them | | | Total | of them | | | Total | of them | | |
| | | <20 | 20-24 | 25-28 | | <20 | 20-24 | 25-28 | | <20 | 20-24 | 25-28 |
| 2017 | | | | | | | | | | | | |
| Born | 11 123 | 819 | 5 204 | 5 100 | 5 043 | 303 | 2 217 | 2 523 | 6 080 | 516 | 2 987 | 2 577 |
| of them | | | | | | | | | | | | |
| first | 4 168 | 667 | 2 437 | 1 064 | 2 037 | 256 | 1 137 | 644 | 2 131 | 411 | 1 300 | 420 |
| second | 3 513 | 149 | 1 869 | 1 495 | 1 656 | 46 | 767 | 843 | 1 857 | 103 | 1 102 | 652 |
| third | 2 463 | 3 | 768 | 1 692 | 1 026 | 1 | 268 | 757 | 1 437 | 2 | 500 | 935 |
| fourth | 795 | 0 | 116 | 679 | 269 | 0 | 40 | 229 | 526 | 0 | 76 | 450 |
| fifth and above | 184 | 0 | 14 | 170 | 55 | 0 | 5 | 50 | 129 | 0 | 9 | 120 |
| not indicated | 0 | 0 | 0 | 0 | 0 | 0 | 0 | 0 | 0 | 0 | 0 | 0 |

Continuation

| | All youth | | | | Urban youth | | | | Rural youth | | | |
|-----------------|-----------|---------|-------|-------|-------------|---------|-------|-------|-------------|---------|-------|-------|
| | Total | of them | | | Total | of them | | | Total | of them | | |
| | | <20 | 20-24 | 25-28 | | <20 | 20-24 | 25-28 | | <20 | 20-24 | 25-28 |
| 2018 | | | | | | | | | | | | |
| Born of them | 11 108 | 745 | 5 200 | 5 163 | 4 703 | 278 | 2 063 | 2 362 | 6 405 | 467 | 3 137 | 2 801 |
| first | 4 042 | 635 | 2 450 | 957 | 1 879 | 236 | 1 056 | 587 | 2 163 | 399 | 1 394 | 370 |
| second | 3 548 | 109 | 1 890 | 1 549 | 1 590 | 42 | 745 | 803 | 1 958 | 67 | 1 145 | 746 |
| third | 2 506 | 1 | 736 | 1 769 | 943 | 0 | 226 | 717 | 1 563 | 1 | 510 | 1 052 |
| fourth | 818 | 0 | 113 | 705 | 237 | 0 | 33 | 204 | 581 | 0 | 80 | 501 |
| fifth and above | 194 | 0 | 11 | 183 | 54 | 0 | 3 | 51 | 140 | 0 | 8 | 132 |
| not indicated | 0 | 0 | 0 | 0 | 0 | 0 | 0 | 0 | 0 | 0 | 0 | 0 |
| 2019 | | | | | | | | | | | | |
| Born of them | 11 150 | 762 | 4 996 | 5 392 | 4 217 | 244 | 1 728 | 2 245 | 6 933 | 518 | 3 268 | 3 147 |
| first | 4 006 | 627 | 2 366 | 1 013 | 1 703 | 205 | 906 | 592 | 2 303 | 422 | 1 460 | 421 |
| second | 3 544 | 132 | 1 848 | 1 564 | 1 387 | 38 | 608 | 741 | 2 157 | 94 | 1 240 | 823 |
| third | 2 393 | 2 | 635 | 1 756 | 805 | 0 | 178 | 627 | 1 588 | 2 | 457 | 1 129 |
| fourth | 1 009 | 0 | 131 | 878 | 280 | 0 | 34 | 246 | 729 | 0 | 97 | 632 |
| fifth and above | 196 | 0 | 16 | 180 | 40 | 0 | 2 | 38 | 156 | 0 | 14 | 142 |
| not indicated | 2 | 1 | 0 | 1 | 2 | 1 | 0 | 1 | 0 | 0 | 0 | 0 |
| 2020 | | | | | | | | | | | | |
| Born of them | 11 143 | 790 | 5 012 | 5 341 | 4 246 | 236 | 1 760 | 2 250 | 6 897 | 554 | 3 252 | 3 091 |
| first | 4 112 | 677 | 2 399 | 1 036 | 1 787 | 206 | 986 | 595 | 2 325 | 471 | 1 413 | 441 |
| second | 3 428 | 112 | 1 771 | 1 545 | 1 361 | 30 | 556 | 775 | 2 067 | 82 | 1 215 | 770 |
| third | 2 277 | 1 | 686 | 1 590 | 756 | 0 | 186 | 570 | 1 521 | 1 | 500 | 1 020 |
| fourth | 1 103 | 0 | 140 | 963 | 302 | 0 | 28 | 274 | 801 | 0 | 112 | 689 |
| fifth and above | 223 | 0 | 16 | 207 | 40 | 0 | 4 | 36 | 183 | 0 | 12 | 171 |
| not indicated | 0 | 0 | 0 | 0 | 0 | 0 | 0 | 0 | 0 | 0 | 0 | 0 |
| 2021 | | | | | | | | | | | | |
| Born of them | 11 780 | 919 | 5 294 | 5 567 | 4 490 | 256 | 1 895 | 2 339 | 7 290 | 663 | 3 399 | 3 228 |
| first | 4 434 | 774 | 2 633 | 1 027 | 1 865 | 216 | 1 066 | 583 | 2 569 | 558 | 1 567 | 444 |
| second | 3 413 | 130 | 1 751 | 1 532 | 1 356 | 34 | 573 | 749 | 2 057 | 96 | 1 178 | 783 |
| third | 2 376 | 2 | 682 | 1 692 | 824 | 1 | 201 | 622 | 1 552 | 1 | 481 | 1 070 |
| fourth | 1 170 | 0 | 147 | 1 023 | 349 | 0 | 36 | 313 | 821 | 0 | 111 | 710 |
| fifth and above | 252 | 0 | 9 | 243 | 56 | 0 | 1 | 55 | 196 | 0 | 8 | 188 |
| not indicated | 135 | 13 | 72 | 50 | 40 | 5 | 18 | 17 | 95 | 8 | 54 | 33 |

Pavlodar

адам people

| | All youth | | | | Urban youth | | | | Rural youth | | | |
|-----------------|-----------|---------|-------|-------|-------------|---------|-------|-------|-------------|---------|-------|-------|
| | Total | of them | | | Total | of them | | | Total | of them | | |
| | | <20 | 20-24 | 25-28 | | <20 | 20-24 | 25-28 | | <20 | 20-24 | 25-28 |
| 2017 | | | | | | | | | | | | |
| Born of them | 6 312 | 429 | 2 732 | 3 151 | 4 294 | 244 | 1 804 | 2 246 | 2 018 | 185 | 928 | 905 |
| first | 3 103 | 389 | 1 682 | 1 032 | 2 204 | 221 | 1 168 | 815 | 899 | 168 | 514 | 217 |
| second | 2 409 | 39 | 899 | 1 471 | 1 663 | 22 | 568 | 1 073 | 746 | 17 | 331 | 398 |
| third | 655 | 1 | 130 | 524 | 361 | 1 | 58 | 302 | 294 | 0 | 72 | 222 |
| fourth | 116 | 0 | 19 | 97 | 53 | 0 | 8 | 45 | 63 | 0 | 11 | 52 |
| fifth and above | 29 | 0 | 2 | 27 | 13 | 0 | 2 | 11 | 16 | 0 | 0 | 16 |
| not indicated | 0 | 0 | 0 | 0 | 0 | 0 | 0 | 0 | 0 | 0 | 0 | 0 |
| 2018 | | | | | | | | | | | | |
| Born of them | 6 019 | 362 | 2 628 | 3 029 | 4 135 | 209 | 1 734 | 2 192 | 1 884 | 153 | 894 | 837 |
| first | 2 913 | 325 | 1 644 | 944 | 2 064 | 188 | 1 130 | 746 | 849 | 137 | 514 | 198 |
| second | 2 202 | 36 | 813 | 1 353 | 1 561 | 20 | 519 | 1 022 | 641 | 16 | 294 | 331 |
| third | 762 | 1 | 159 | 602 | 443 | 1 | 79 | 363 | 319 | 0 | 80 | 239 |
| fourth | 113 | 0 | 9 | 104 | 54 | 0 | 4 | 50 | 59 | 0 | 5 | 54 |
| fifth and above | 29 | 0 | 3 | 26 | 13 | 0 | 2 | 11 | 16 | 0 | 1 | 15 |
| not indicated | 0 | 0 | 0 | 0 | 0 | 0 | 0 | 0 | 0 | 0 | 0 | 0 |
| 2019 | | | | | | | | | | | | |
| Born of them | 5 762 | 366 | 2 420 | 2 976 | 3 976 | 215 | 1 609 | 2 152 | 1 786 | 151 | 811 | 824 |
| first | 2 809 | 334 | 1 517 | 958 | 2 035 | 193 | 1 081 | 761 | 774 | 141 | 436 | 197 |

Continuation

| | All youth | | | | Urban youth | | | | Rural youth | | | |
|-----------------|-----------|---------|-------|-------|-------------|---------|-------|-------|-------------|---------|-------|-------|
| | Total | of them | | | Total | of them | | | Total | of them | | |
| | | <20 | 20-24 | 25-28 | | <20 | 20-24 | 25-28 | | <20 | 20-24 | 25-28 |
| second | 2 069 | 31 | 747 | 1 291 | 1 425 | 21 | 451 | 953 | 644 | 10 | 296 | 338 |
| third | 692 | 1 | 141 | 550 | 423 | 1 | 72 | 350 | 269 | 0 | 69 | 200 |
| fourth | 153 | 0 | 13 | 140 | 74 | 0 | 4 | 70 | 79 | 0 | 9 | 70 |
| fifth and above | 39 | 0 | 2 | 37 | 19 | 0 | 1 | 18 | 20 | 0 | 1 | 19 |
| not indicated | 0 | 0 | 0 | 0 | 0 | 0 | 0 | 0 | 0 | 0 | 0 | 0 |
| 2020 | | | | | | | | | | | | |
| Born | 5 465 | 373 | 2 349 | 2 743 | 3 634 | 218 | 1 482 | 1 934 | 1 831 | 155 | 867 | 809 |
| of them | | | | | | | | | | | | |
| first | 2 594 | 334 | 1 449 | 811 | 1 808 | 197 | 966 | 645 | 786 | 137 | 483 | 166 |
| second | 1 955 | 37 | 736 | 1 182 | 1 319 | 21 | 439 | 859 | 636 | 16 | 297 | 323 |
| third | 709 | 1 | 135 | 573 | 413 | 0 | 66 | 347 | 296 | 1 | 69 | 226 |
| fourth | 183 | 1 | 26 | 156 | 81 | 0 | 9 | 72 | 102 | 1 | 17 | 84 |
| fifth and above | 24 | 0 | 3 | 21 | 13 | 0 | 2 | 11 | 11 | 0 | 1 | 10 |
| not indicated | 0 | 0 | 0 | 0 | 0 | 0 | 0 | 0 | 0 | 0 | 0 | 0 |
| 2021 | | | | | | | | | | | | |
| Born | 5 304 | 365 | 2 319 | 2 620 | 3 637 | 228 | 1 541 | 1 868 | 1 667 | 137 | 778 | 752 |
| of them | | | | | | | | | | | | |
| first | 2 509 | 323 | 1 436 | 750 | 1 813 | 201 | 1 013 | 599 | 696 | 122 | 423 | 151 |
| second | 1 832 | 35 | 697 | 1 100 | 1 267 | 22 | 424 | 821 | 565 | 13 | 273 | 279 |
| third | 675 | 3 | 129 | 543 | 402 | 2 | 66 | 334 | 273 | 1 | 63 | 209 |
| fourth | 177 | 0 | 26 | 151 | 98 | 0 | 15 | 83 | 79 | 0 | 11 | 68 |
| fifth and above | 50 | 0 | 4 | 46 | 13 | 0 | 1 | 12 | 37 | 0 | 3 | 34 |
| not indicated | 61 | 4 | 27 | 30 | 44 | 3 | 22 | 19 | 17 | 1 | 5 | 11 |

Soltustik Kazakhstan

people

| | All youth | | | | Urban youth | | | | Rural youth | | | |
|-----------------|-----------|---------|-------|-------|-------------|---------|-------|-------|-------------|---------|-------|-------|
| | Total | of them | | | Total | of them | | | Total | of them | | |
| | | <20 | 20-24 | 25-28 | | <20 | 20-24 | 25-28 | | <20 | 20-24 | 25-28 |
| 2017 | | | | | | | | | | | | |
| Born of them | 4 104 | 322 | 1 818 | 1 964 | 1 934 | 99 | 823 | 1 012 | 2 170 | 223 | 995 | 952 |
| first | 2 127 | 286 | 1 191 | 650 | 1 122 | 92 | 596 | 434 | 1 005 | 194 | 595 | 216 |
| second | 1 523 | 34 | 548 | 941 | 677 | 7 | 207 | 463 | 846 | 27 | 341 | 478 |
| third | 379 | 2 | 73 | 304 | 110 | 0 | 16 | 94 | 269 | 2 | 57 | 210 |
| fourth | 62 | 0 | 4 | 58 | 22 | 0 | 3 | 19 | 40 | 0 | 1 | 39 |
| fifth and above | 13 | 0 | 2 | 11 | 3 | 0 | 1 | 2 | 10 | 0 | 1 | 9 |
| not indicated | 0 | 0 | 0 | 0 | 0 | 0 | 0 | 0 | 0 | 0 | 0 | 0 |
| 2018 | | | | | | | | | | | | |
| Born of them | 3 906 | 306 | 1 722 | 1 878 | 1 843 | 95 | 749 | 999 | 2 063 | 211 | 973 | 879 |
| first | 1 974 | 283 | 1 074 | 617 | 1 054 | 90 | 527 | 437 | 920 | 193 | 547 | 180 |
| second | 1 431 | 22 | 536 | 873 | 645 | 5 | 192 | 448 | 786 | 17 | 344 | 425 |
| third | 415 | 1 | 97 | 317 | 126 | 0 | 26 | 100 | 289 | 1 | 71 | 217 |
| fourth | 69 | 0 | 13 | 56 | 14 | 0 | 4 | 10 | 55 | 0 | 9 | 46 |
| fifth and above | 17 | 0 | 2 | 15 | 4 | 0 | 0 | 4 | 13 | 0 | 2 | 11 |
| not indicated | 0 | 0 | 0 | 0 | 0 | 0 | 0 | 0 | 0 | 0 | 0 | 0 |
| 2019 | | | | | | | | | | | | |
| Born of them | 3 515 | 302 | 1 519 | 1 694 | 1 677 | 94 | 691 | 892 | 1 838 | 208 | 828 | 802 |
| first | 1 827 | 277 | 966 | 584 | 955 | 93 | 483 | 379 | 872 | 184 | 483 | 205 |
| second | 1 218 | 24 | 455 | 739 | 561 | 1 | 173 | 387 | 657 | 23 | 282 | 352 |
| third | 375 | 1 | 87 | 287 | 132 | 0 | 30 | 102 | 243 | 1 | 57 | 185 |
| fourth | 80 | 0 | 10 | 70 | 20 | 0 | 5 | 15 | 60 | 0 | 5 | 55 |
| fifth and above | 15 | 0 | 1 | 14 | 9 | 0 | 0 | 9 | 6 | 0 | 1 | 5 |
| not indicated | 0 | 0 | 0 | 0 | 0 | 0 | 0 | 0 | 0 | 0 | 0 | 0 |
| 2020 | | | | | | | | | | | | |
| Born of them | 3 369 | 287 | 1 413 | 1 669 | 1 560 | 105 | 609 | 846 | 1 809 | 182 | 804 | 823 |
| first | 1 717 | 262 | 909 | 546 | 872 | 94 | 429 | 349 | 845 | 168 | 480 | 197 |
| second | 1 159 | 24 | 389 | 746 | 545 | 11 | 150 | 384 | 614 | 13 | 239 | 362 |
| third | 367 | 1 | 87 | 279 | 117 | 0 | 25 | 92 | 250 | 1 | 62 | 187 |
| fourth | 106 | 0 | 25 | 81 | 23 | 0 | 5 | 18 | 83 | 0 | 20 | 63 |
| fifth and above | 20 | 0 | 3 | 17 | 3 | 0 | 0 | 3 | 17 | 0 | 3 | 14 |
| not indicated | 0 | 0 | 0 | 0 | 0 | 0 | 0 | 0 | 0 | 0 | 0 | 0 |

Continuation

| | All youth | | | | Urban youth | | | | Rural youth | | | |
|-----------------|-----------|---------|-------|-------|-------------|---------|-------|-------|-------------|---------|-------|-------|
| | Total | of them | | | Total | of them | | | Total | of them | | |
| | | <20 | 20-24 | 25-28 | | <20 | 20-24 | 25-28 | | <20 | 20-24 | 25-28 |
| 2021 | | | | | | | | | | | | |
| Born of them | 3 139 | 262 | 1 404 | 1 473 | 1 461 | 82 | 624 | 755 | 1 678 | 180 | 780 | 718 |
| first | 1 556 | 241 | 879 | 436 | 782 | 74 | 427 | 281 | 774 | 167 | 452 | 155 |
| second | 1 080 | 16 | 419 | 645 | 531 | 7 | 167 | 357 | 549 | 9 | 252 | 288 |
| third | 340 | 2 | 78 | 260 | 111 | 1 | 22 | 88 | 229 | 1 | 56 | 172 |
| fourth | 111 | 0 | 14 | 97 | 25 | 0 | 4 | 21 | 86 | 0 | 10 | 76 |
| fifth and above | 17 | 0 | 3 | 14 | 4 | 0 | 0 | 4 | 13 | 0 | 3 | 10 |
| not indicated | 35 | 3 | 11 | 21 | 8 | 0 | 4 | 4 | 27 | 3 | 7 | 17 |

Turkistan

people

| | All youth | | | | Urban youth | | | | Rural youth | | | |
|-----------------|-----------|---------|--------|--------|-------------|---------|-------|-------|-------------|---------|--------|--------|
| | Total | of them | | | Total | of them | | | Total | of them | | |
| | | <20 | 20-24 | 25-28 | | <20 | 20-24 | 25-28 | | <20 | 20-24 | 25-28 |
| 2017 | | | | | | | | | | | | |
| Born of them | 34 453 | 2 511 | 18 478 | 13 464 | 8 350 | 575 | 4 460 | 3 315 | 26 103 | 1 936 | 14 018 | 10 149 |
| first | 13 090 | 2 173 | 8 775 | 2 142 | 3 262 | 499 | 2 189 | 574 | 9 828 | 1 674 | 6 586 | 1 568 |
| second | 10 370 | 335 | 6 818 | 3 217 | 2 590 | 76 | 1 648 | 866 | 7 780 | 259 | 5 170 | 2 351 |
| third | 7 464 | 2 | 2 490 | 4 972 | 1 747 | 0 | 532 | 1 215 | 5 717 | 2 | 1 958 | 3 757 |
| fourth | 2 836 | 0 | 354 | 2 482 | 614 | 0 | 83 | 531 | 2 222 | 0 | 271 | 1 951 |
| fifth and above | 674 | 0 | 31 | 643 | 137 | 0 | 8 | 129 | 537 | 0 | 23 | 514 |
| not indicated | 19 | 1 | 10 | 8 | 0 | 0 | 0 | 0 | 19 | 1 | 10 | 8 |
| 2018 | | | | | | | | | | | | |
| Born of them | 34 451 | 2 438 | 18 301 | 13 712 | 8 836 | 552 | 4 664 | 3 620 | 25 615 | 1 886 | 13 637 | 10 092 |
| first | 12 958 | 2 175 | 8 661 | 2 122 | 3 762 | 485 | 2 493 | 784 | 9 196 | 1 690 | 6 168 | 1 338 |
| second | 10 182 | 259 | 6 681 | 3 242 | 2 500 | 67 | 1 531 | 902 | 7 682 | 192 | 5 150 | 2 340 |
| third | 7 643 | 4 | 2 546 | 5 093 | 1 797 | 0 | 550 | 1 247 | 5 846 | 4 | 1 996 | 3 846 |
| fourth | 2 963 | 0 | 377 | 2 586 | 628 | 0 | 76 | 552 | 2 335 | 0 | 301 | 2 034 |
| fifth and above | 705 | 0 | 36 | 669 | 149 | 0 | 14 | 135 | 556 | 0 | 22 | 534 |
| not indicated | 0 | 0 | 0 | 0 | 0 | 0 | 0 | 0 | 0 | 0 | 0 | 0 |
| 2019 | | | | | | | | | | | | |
| Born of them | 34 623 | 2 566 | 17 726 | 14 331 | 9 405 | 675 | 4 689 | 4 041 | 25 218 | 1 891 | 13 037 | 10 290 |
| first | 12 075 | 2 258 | 8 003 | 1 814 | 3 336 | 587 | 2 189 | 560 | 8 739 | 1 671 | 5 814 | 1 254 |
| second | 10 567 | 306 | 6 778 | 3 483 | 2 968 | 88 | 1 779 | 1 101 | 7 599 | 218 | 4 999 | 2 382 |
| third | 7 859 | 2 | 2 497 | 5 360 | 2 091 | 0 | 617 | 1 474 | 5 768 | 2 | 1 880 | 3 886 |
| fourth | 3 274 | 0 | 402 | 2 872 | 812 | 0 | 88 | 724 | 2 462 | 0 | 314 | 2 148 |
| fifth and above | 842 | 0 | 43 | 799 | 194 | 0 | 14 | 180 | 648 | 0 | 29 | 619 |
| not indicated | 6 | 0 | 3 | 3 | 4 | 0 | 2 | 2 | 2 | 0 | 1 | 1 |
| 2020 | | | | | | | | | | | | |
| Born of them | 36 383 | 2 861 | 17 826 | 15 696 | 9 189 | 663 | 4 307 | 4 219 | 27 194 | 2 198 | 13 519 | 11 477 |
| first | 12 415 | 2 518 | 8 052 | 1 845 | 3 302 | 581 | 2 110 | 611 | 9 113 | 1 937 | 5 942 | 1 234 |
| second | 10 560 | 335 | 6 740 | 3 485 | 2 617 | 79 | 1 513 | 1 025 | 7 943 | 256 | 5 227 | 2 460 |
| third | 8 354 | 8 | 2 570 | 5 776 | 2 088 | 3 | 584 | 1 501 | 6 266 | 5 | 1 986 | 4 275 |
| fourth | 4 128 | 0 | 430 | 3 698 | 987 | 0 | 95 | 892 | 3 141 | 0 | 335 | 2 806 |
| fifth and above | 922 | 0 | 32 | 890 | 195 | 0 | 5 | 190 | 727 | 0 | 27 | 700 |
| not indicated | 4 | 0 | 2 | 2 | 0 | 0 | 0 | 0 | 4 | 0 | 2 | 2 |
| 2021 | | | | | | | | | | | | |
| Born of them | 37 977 | 3 237 | 18 618 | 16 122 | 9 664 | 717 | 4 644 | 4 303 | 28 313 | 2 520 | 13 974 | 11 819 |
| first | 13 017 | 2 775 | 8 412 | 1 830 | 3 456 | 613 | 2 241 | 602 | 9 561 | 2 162 | 6 171 | 1 228 |
| second | 10 776 | 423 | 6 826 | 3 527 | 2 808 | 95 | 1 659 | 1 054 | 7 968 | 328 | 5 167 | 2 473 |
| third | 8 233 | 5 | 2 681 | 5 547 | 2 007 | 0 | 574 | 1 433 | 6 226 | 5 | 2 107 | 4 114 |
| fourth | 4 566 | 0 | 524 | 4 042 | 1 078 | 0 | 127 | 951 | 3 488 | 0 | 397 | 3 091 |
| fifth and above | 1 063 | 0 | 32 | 1 031 | 233 | 0 | 11 | 222 | 830 | 0 | 21 | 809 |
| not indicated | 322 | 34 | 143 | 145 | 82 | 9 | 32 | 41 | 240 | 25 | 111 | 104 |

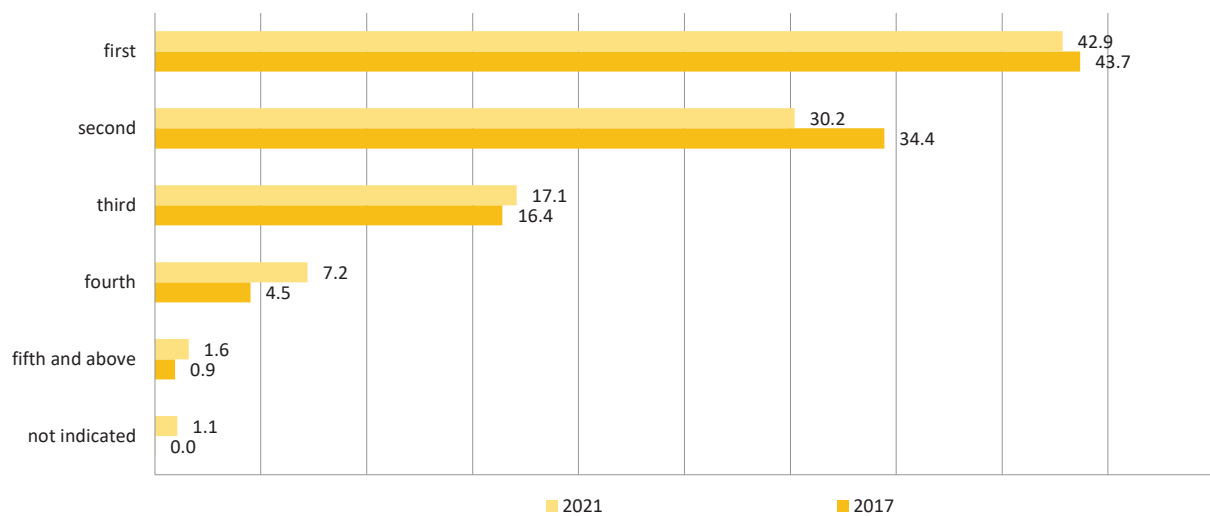
Shygys Kazakhstan

people

| | All youth | | | | Urban youth | | | | Rural youth | | | |
|-----------------|-----------|---------|-------|-------|-------------|---------|-------|-------|-------------|---------|-------|-------|
| | Total | of them | | | Total | of them | | | Total | of them | | |
| | | <20 | 20-24 | 25-28 | | <20 | 20-24 | 25-28 | | <20 | 20-24 | 25-28 |
| 2017 | | | | | | | | | | | | |
| Born | 11 933 | 737 | 5 258 | 5 938 | 7 709 | 406 | 3 311 | 3 992 | 4 224 | 331 | 1 947 | 1 946 |
| of them | | | | | | | | | | | | |
| first | 5 849 | 667 | 3 298 | 1 884 | 3 926 | 372 | 2 154 | 1 400 | 1 923 | 295 | 1 144 | 484 |
| second | 4 405 | 66 | 1 647 | 2 692 | 2 891 | 33 | 1 002 | 1 856 | 1 514 | 33 | 645 | 836 |
| third | 1 358 | 4 | 282 | 1 072 | 748 | 1 | 140 | 607 | 610 | 3 | 142 | 465 |
| fourth | 267 | 0 | 28 | 239 | 123 | 0 | 13 | 110 | 144 | 0 | 15 | 129 |
| fifth and above | 50 | 0 | 1 | 49 | 18 | 0 | 0 | 18 | 32 | 0 | 1 | 31 |
| not indicated | 4 | 0 | 2 | 2 | 3 | 0 | 2 | 1 | 1 | 0 | 0 | 1 |
| 2018 | | | | | | | | | | | | |
| Born | 11 301 | 703 | 4 792 | 5 806 | 7 333 | 388 | 3 045 | 3 900 | 3 968 | 315 | 1 747 | 1 906 |
| of them | | | | | | | | | | | | |
| first | 5 318 | 619 | 2 925 | 1 774 | 3 638 | 347 | 1 977 | 1 314 | 1 680 | 272 | 948 | 460 |
| second | 4 159 | 78 | 1 512 | 2 569 | 2 719 | 38 | 899 | 1 782 | 1 440 | 40 | 613 | 787 |
| third | 1 487 | 4 | 314 | 1 169 | 831 | 2 | 152 | 677 | 656 | 2 | 162 | 492 |
| fourth | 282 | 0 | 35 | 247 | 124 | 0 | 15 | 109 | 158 | 0 | 20 | 138 |
| fifth and above | 48 | 0 | 2 | 46 | 19 | 0 | 1 | 18 | 29 | 0 | 1 | 28 |
| not indicated | 7 | 2 | 4 | 1 | 2 | 1 | 1 | 0 | 5 | 1 | 3 | 1 |
| 2019 | | | | | | | | | | | | |
| Born | 11 124 | 634 | 4 772 | 5 718 | 7 282 | 336 | 3 077 | 3 869 | 3 842 | 298 | 1 695 | 1 849 |
| of them | | | | | | | | | | | | |
| first | 5 268 | 563 | 2 988 | 1 717 | 3 601 | 301 | 2 022 | 1 278 | 1 667 | 262 | 966 | 439 |
| second | 4 056 | 69 | 1 443 | 2 544 | 2 686 | 34 | 886 | 1 766 | 1 370 | 35 | 557 | 778 |
| third | 1 445 | 2 | 301 | 1 142 | 822 | 1 | 156 | 665 | 623 | 1 | 145 | 477 |
| fourth | 301 | 0 | 31 | 270 | 153 | 0 | 10 | 143 | 148 | 0 | 21 | 127 |
| fifth and above | 50 | 0 | 6 | 44 | 19 | 0 | 2 | 17 | 31 | 0 | 4 | 27 |
| not indicated | 4 | 0 | 3 | 1 | 1 | 0 | 1 | 0 | 3 | 0 | 2 | 1 |
| 2020 | | | | | | | | | | | | |
| Born | 10 453 | 645 | 4 389 | 5 419 | 6 773 | 365 | 2 782 | 3 626 | 3 680 | 280 | 1 607 | 1 793 |
| of them | | | | | | | | | | | | |
| first | 4 821 | 593 | 2 712 | 1 516 | 3 254 | 338 | 1 795 | 1 121 | 1 567 | 255 | 917 | 395 |
| second | 3 628 | 50 | 1 331 | 2 247 | 2 382 | 27 | 797 | 1 558 | 1 246 | 23 | 534 | 689 |
| third | 1 497 | 1 | 283 | 1 213 | 895 | 0 | 157 | 738 | 602 | 1 | 126 | 475 |
| fourth | 436 | 0 | 56 | 380 | 211 | 0 | 30 | 181 | 225 | 0 | 26 | 199 |
| fifth and above | 65 | 0 | 3 | 62 | 28 | 0 | 1 | 27 | 37 | 0 | 2 | 35 |
| not indicated | 6 | 1 | 4 | 1 | 3 | 0 | 2 | 1 | 3 | 1 | 2 | 0 |
| 2021 | | | | | | | | | | | | |
| Born | 10 570 | 615 | 4 485 | 5 470 | 6 916 | 338 | 2 935 | 3 643 | 3 654 | 277 | 1 550 | 1 827 |
| of them | | | | | | | | | | | | |
| first | 4 808 | 543 | 2 711 | 1 554 | 3 320 | 298 | 1 862 | 1 160 | 1 488 | 245 | 849 | 394 |
| second | 3 579 | 58 | 1 370 | 2 151 | 2 412 | 28 | 857 | 1 527 | 1 167 | 30 | 513 | 624 |
| third | 1 511 | 3 | 282 | 1 226 | 824 | 2 | 143 | 679 | 687 | 1 | 139 | 547 |
| fourth | 471 | 0 | 59 | 412 | 245 | 0 | 34 | 211 | 226 | 0 | 25 | 201 |
| fifth and above | 72 | 0 | 3 | 69 | 33 | 0 | 1 | 32 | 39 | 0 | 2 | 37 |
| not indicated | 129 | 11 | 60 | 58 | 82 | 10 | 38 | 34 | 47 | 1 | 22 | 24 |

Distribution of births among young people by birth order

in percentage



Astana city

people

| | Born to mothers aged, years old | | | |
|-----------------|---------------------------------|-----------|-------|-------|
| | 14-28 | Including | | |
| | | <20 | 20-24 | 25-28 |
| 2017 | | | | |
| Born | 14 474 | 410 | 5 750 | 8 314 |
| of them | | | | |
| first | 7 066 | 363 | 3 634 | 3 069 |
| second | 5 192 | 46 | 1 747 | 3 399 |
| third | 1 783 | 1 | 329 | 1 453 |
| fourth | 368 | 0 | 37 | 331 |
| fifth and above | 63 | 0 | 2 | 61 |
| not indicated | 2 | 0 | 1 | 1 |
| 2018 | | | | |
| Born | 14 407 | 406 | 5 597 | 8 404 |
| of them | | | | |
| first | 6 986 | 362 | 3 535 | 3 089 |
| second | 5 046 | 42 | 1 655 | 3 349 |
| third | 1 914 | 2 | 359 | 1 553 |
| fourth | 391 | 0 | 43 | 348 |
| fifth and above | | | | |
| not indicated | 69 | 0 | 4 | 65 |
| 2019 | | | | |
| Born | 13 218 | 315 | 4 886 | 8 017 |
| of them | | | | |
| first | 6 401 | 284 | 3 122 | 2 995 |
| second | 4 586 | 29 | 1 413 | 3 144 |
| third | 1 756 | 2 | 312 | 1 442 |
| fourth | 408 | 0 | 36 | 372 |
| fifth and above | 66 | 0 | 3 | 63 |
| not indicated | 1 | 0 | 0 | 1 |
| 2020 | | | | |
| Born | 13 140 | 300 | 4 883 | 7 957 |
| of them | | | | |
| first | 6 178 | 261 | 3 072 | 2 845 |
| second | 4 541 | 39 | 1 424 | 3 078 |
| third | 1 825 | 0 | 322 | 1 503 |
| fourth | 504 | 0 | 59 | 445 |
| fifth and above | 89 | 0 | 5 | 84 |
| not indicated | 3 | 0 | 1 | 2 |

Continuation

| | Born to mothers aged, years old | | | |
|-----------------|---------------------------------|-------------|-------|-------|
| | 14-28 | Including | | |
| | | <20 | 20-24 | 25-28 |
| | | 2021 | | |
| Born | 13 685 | 385 | 4 912 | 8 388 |
| of them | | | | |
| first | 6 630 | 349 | 3 166 | 3 115 |
| second | 4 421 | 26 | 1 350 | 3 045 |
| third | 1 822 | 0 | 290 | 1 532 |
| fourth | 570 | 0 | 47 | 523 |
| fifth and above | 101 | 0 | 5 | 96 |
| not indicated | 141 | 10 | 54 | 77 |

Almaty city

people

| | Born to mothers aged, years old | | | |
|-----------------|---------------------------------|-------------|-------|-------|
| | 14-28 | Including | | |
| | | <20 | 20-24 | 25-28 |
| | | 2017 | | |
| Born | 15 429 | 549 | 5 837 | 9 043 |
| of them | | | | |
| first | 8 496 | 498 | 3 934 | 4 064 |
| second | 5 042 | 51 | 1 622 | 3 369 |
| third | 1 555 | 0 | 254 | 1 301 |
| fourth | 288 | 0 | 26 | 262 |
| fifth and above | 48 | 0 | 1 | 47 |
| not indicated | 0 | 0 | 0 | 0 |
| | | 2018 | | |
| Born | 15 928 | 517 | 6 119 | 9 292 |
| of them | | | | |
| first | 9 081 | 463 | 4 188 | 4 430 |
| second | 4 922 | 54 | 1 639 | 3 229 |
| third | 1 593 | 0 | 256 | 1 337 |
| fourth | 281 | 0 | 33 | 248 |
| fifth and above | 51 | 0 | 3 | 48 |
| not indicated | 0 | 0 | 0 | 0 |
| | | 2019 | | |
| Born | 16 091 | 535 | 6 105 | 9 451 |
| of them | | | | |
| first | 9 356 | 507 | 4 281 | 4 568 |
| second | 4 713 | 28 | 1 483 | 3 202 |
| third | 1 628 | 0 | 299 | 1 329 |
| fourth | 322 | 0 | 38 | 284 |
| fifth and above | 72 | 0 | 4 | 68 |
| not indicated | 0 | 0 | 0 | 0 |
| | | 2020 | | |
| Born | 15 891 | 540 | 5 890 | 9 461 |
| of them | | | | |
| first | 9 430 | 497 | 4 234 | 4 699 |
| second | 4 416 | 43 | 1 377 | 2 996 |
| third | 1 563 | 0 | 238 | 1 325 |
| fourth | 410 | 0 | 36 | 374 |
| fifth and above | 72 | 0 | 5 | 67 |
| not indicated | 0 | 0 | 0 | 0 |
| | | 2021 | | |
| Born | 16 525 | 563 | 6 141 | 9 821 |
| of them | | | | |
| first | 9 865 | 514 | 4 383 | 4 968 |
| second | 4 342 | 38 | 1 353 | 2 951 |
| third | 1 566 | 0 | 251 | 1 315 |
| fourth | 437 | 0 | 55 | 382 |
| fifth and above | 99 | 0 | 7 | 92 |
| not indicated | 216 | 11 | 92 | 113 |

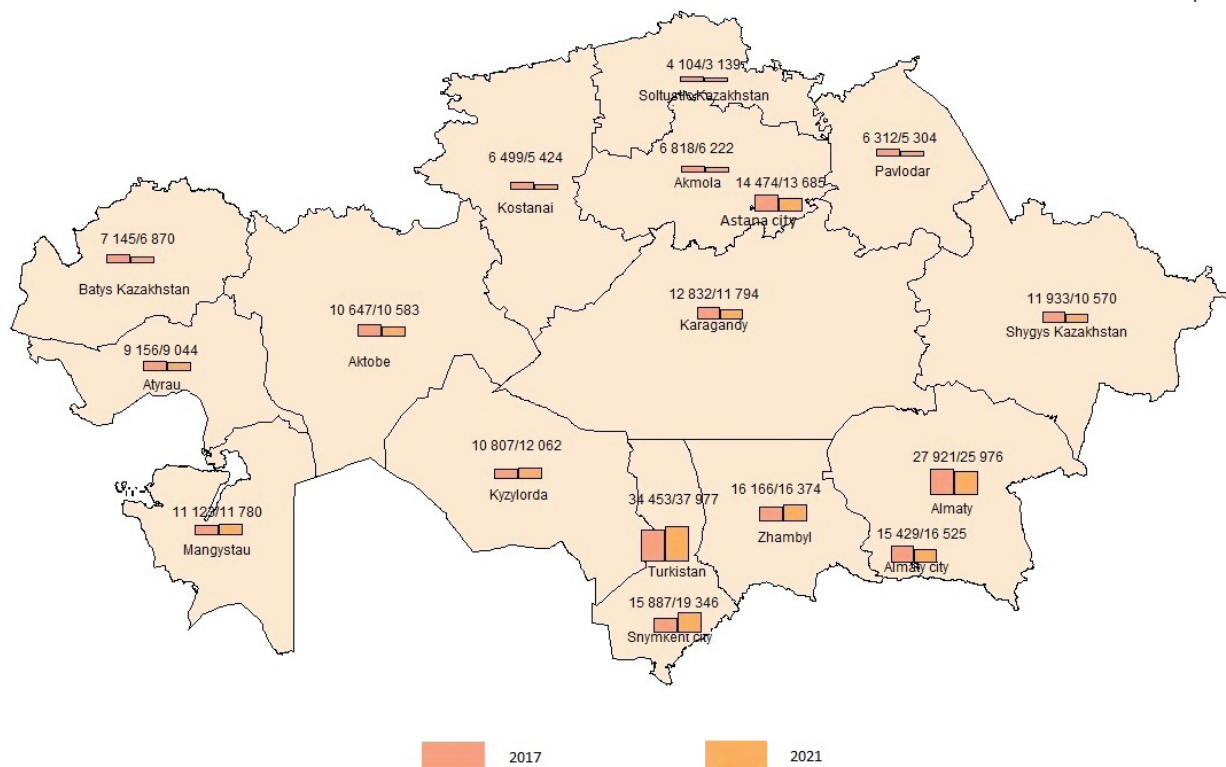
Shymkent city

people

| | Born to mothers aged, years old | | | |
|-----------------|---------------------------------|-----------|-------|-------|
| | 14-28 | Including | | |
| | | <20 | 20-24 | 25-28 |
| 2017 | | | | |
| Born | 15 887 | 833 | 7 901 | 7 153 |
| of them | | | | |
| first | 6 309 | 720 | 4 129 | 1 460 |
| second | 5 356 | 111 | 2 875 | 2 370 |
| third | 3 157 | 2 | 799 | 2 356 |
| fourth | 892 | 0 | 90 | 802 |
| fifth and above | 168 | 0 | 5 | 163 |
| not indicated | 5 | 0 | 3 | 2 |
| 2018 | | | | |
| Born | 16 455 | 865 | 8 199 | 7 391 |
| of them | | | | |
| first | 6 454 | 760 | 4 256 | 1 438 |
| second | 5 526 | 104 | 3 040 | 2 382 |
| third | 3 362 | 1 | 811 | 2 550 |
| fourth | 933 | 0 | 79 | 854 |
| fifth and above | 180 | 0 | 13 | 167 |
| not indicated | 0 | 0 | 0 | 0 |
| 2019 | | | | |
| Born | 17 029 | 976 | 8 406 | 7 647 |
| of them | | | | |
| first | 6 918 | 881 | 4 510 | 1 527 |
| second | 5 486 | 93 | 2 951 | 2 442 |
| third | 3 383 | 2 | 847 | 2 534 |
| fourth | 1 034 | 0 | 96 | 938 |
| fifth and above | 208 | 0 | 2 | 206 |
| not indicated | 0 | 0 | 0 | 0 |
| 2020 | | | | |
| Born | 17 970 | 999 | 8 598 | 8 373 |
| of them | | | | |
| first | 6 983 | 885 | 4 604 | 1 494 |
| second | 5 679 | 108 | 2 993 | 2 578 |
| third | 3 661 | 5 | 852 | 2 804 |
| fourth | 1 384 | 0 | 136 | 1 248 |
| fifth and above | 244 | 0 | 8 | 236 |
| not indicated | 19 | 1 | 5 | 13 |
| 2021 | | | | |
| Born | 19 346 | 1 064 | 9 278 | 9 004 |
| of them | | | | |
| first | 7 435 | 923 | 4 896 | 1 616 |
| second | 5 934 | 127 | 3 205 | 2 602 |
| third | 3 876 | 2 | 939 | 2 935 |
| fourth | 1 640 | 0 | 158 | 1 482 |
| fifth and above | 329 | 0 | 15 | 314 |
| not indicated | 132 | 12 | 65 | 55 |

Number of births to women aged 14-28 years

people



3.3 Fertility rates by age group

births per 1000 women

| Age | All youth | | | | | Urban youth | | | | | Rural youth | | | | |
|-------------------------------|-----------|--------|--------|--------|--------|-------------|--------|--------|--------|--------|-------------|--------|--------|--------|--------|
| | 2017 | 2018 | 2019 | 2020 | 2021 | 2017 | 2018 | 2019 | 2020 | 2021 | 2017 | 2018 | 2019 | 2020 | 2021 |
| Republic of Kazakhstan | | | | | | | | | | | | | | | |
| 15-28 | 120.84 | 123.17 | 124.29 | 127.54 | 132.05 | 116.40 | 119.20 | 121.85 | 124.07 | 129.10 | 127.24 | 128.88 | 127.75 | 132.33 | 136.11 |
| 15-19 | 24.92 | 23.92 | 23.20 | 22.92 | 23.80 | 22.38 | 21.08 | 20.61 | 19.91 | 19.86 | 27.65 | 27.01 | 26.04 | 26.19 | 28.17 |
| 20-24 | 159.04 | 164.52 | 166.31 | 170.38 | 180.28 | 149.34 | 154.98 | 155.62 | 155.19 | 165.71 | 172.31 | 177.61 | 181.46 | 192.19 | 201.29 |
| 25-28 | 163.33 | 170.30 | 179.61 | 194.27 | 207.22 | 148.23 | 156.59 | 170.00 | 185.04 | 199.34 | 193.98 | 197.38 | 197.26 | 210.11 | 220.43 |
| Akmola | | | | | | | | | | | | | | | |
| 15-28 | 100.45 | 101.60 | 98.48 | 97.91 | 99.97 | 110.17 | 111.48 | 111.64 | 112.25 | 114.18 | 91.69 | 93.03 | 87.49 | 86.23 | 88.42 |
| 15-19 | 24.91 | 21.61 | 21.60 | 18.13 | 18.81 | 23.27 | 20.10 | 19.94 | 17.84 | 16.61 | 26.14 | 22.74 | 22.95 | 18.27 | 20.48 |
| 20-24 | 123.03 | 126.95 | 127.82 | 132.64 | 136.70 | 143.90 | 141.13 | 146.41 | 146.31 | 152.97 | 106.04 | 115.73 | 113.03 | 121.26 | 122.96 |
| 25-28 | 147.70 | 153.31 | 148.39 | 152.45 | 161.53 | 144.27 | 157.66 | 161.68 | 175.24 | 187.14 | 151.83 | 148.46 | 135.31 | 132.23 | 139.93 |
| Aktope | | | | | | | | | | | | | | | |
| 15-28 | 115.09 | 117.31 | 125.56 | 127.75 | 136.21 | 129.25 | 123.02 | 133.79 | 134.89 | 143.22 | 86.19 | 103.77 | 106.66 | 111.90 | 120.98 |
| 15-19 | 21.33 | 17.74 | 18.06 | 18.38 | 20.07 | 24.45 | 18.90 | 20.01 | 18.53 | 20.14 | 16.04 | 15.65 | 14.49 | 18.09 | 19.94 |
| 20-24 | 151.61 | 164.70 | 170.40 | 165.88 | 181.99 | 166.65 | 177.39 | 182.54 | 172.01 | 183.87 | 121.76 | 139.70 | 145.81 | 152.94 | 177.85 |
| 25-28 | 146.51 | 147.61 | 170.43 | 190.52 | 213.85 | 151.22 | 144.64 | 172.18 | 196.05 | 225.52 | 132.15 | 158.10 | 164.94 | 175.47 | 185.47 |
| Almaty | | | | | | | | | | | | | | | |
| 15-28 | 150.18 | 150.27 | 149.59 | 153.47 | 150.91 | 168.75 | 175.37 | 184.17 | 184.29 | 175.66 | 144.78 | 143.42 | 140.60 | 145.61 | 144.56 |
| 15-19 | 29.77 | 28.76 | 27.35 | 26.72 | 26.61 | 33.38 | 31.06 | 30.27 | 27.99 | 27.36 | 28.76 | 28.14 | 26.57 | 26.38 | 26.42 |
| 20-24 | 198.44 | 201.29 | 204.56 | 208.43 | 207.47 | 222.56 | 242.66 | 257.95 | 241.94 | 232.04 | 191.60 | 190.50 | 191.22 | 199.97 | 200.96 |
| 25-28 | 214.99 | 225.73 | 236.00 | 260.26 | 268.04 | 236.32 | 256.74 | 292.56 | 335.60 | 339.40 | 208.42 | 216.83 | 221.07 | 241.56 | 250.95 |
| Atyrau | | | | | | | | | | | | | | | |
| 15-28 | 147.58 | 150.23 | 147.56 | 149.55 | 151.78 | 162.60 | 157.95 | 154.22 | 151.82 | 153.30 | 133.31 | 142.40 | 140.26 | 147.12 | 150.17 |
| 15-19 | 30.99 | 28.21 | 25.96 | 24.96 | 25.96 | 33.05 | 28.76 | 24.43 | 24.76 | 23.10 | 29.09 | 27.68 | 27.53 | 25.17 | 28.92 |
| 20-24 | 191.74 | 193.74 | 192.80 | 195.61 | 200.47 | 204.96 | 206.03 | 198.39 | 195.12 | 196.23 | 179.39 | 182.42 | 187.02 | 196.11 | 204.93 |
| 25-28 | 206.95 | 221.58 | 226.03 | 241.79 | 255.67 | 214.59 | 223.15 | 234.99 | 244.60 | 264.36 | 198.02 | 219.67 | 214.86 | 238.53 | 245.97 |
| Batys Kazakhstan | | | | | | | | | | | | | | | |
| 15-28 | 111.94 | 114.17 | 115.18 | 117.21 | 122.79 | 118.80 | 121.87 | 124.81 | 125.10 | 131.62 | 104.18 | 105.43 | 104.80 | 109.19 | 114.18 |
| 15-19 | 20.59 | 20.94 | 18.71 | 15.79 | 19.28 | 19.17 | 20.77 | 19.10 | 14.90 | 15.57 | 21.88 | 21.10 | 18.36 | 16.55 | 22.44 |
| 20-24 | 143.30 | 142.03 | 144.40 | 150.28 | 164.56 | 150.69 | 148.80 | 151.66 | 152.70 | 167.70 | 135.48 | 135.09 | 137.10 | 147.85 | 161.42 |
| 25-28 | 157.53 | 167.90 | 175.41 | 186.97 | 196.72 | 158.37 | 170.78 | 180.61 | 192.87 | 211.17 | 156.29 | 163.6 | 168.18 | 179.69 | 180.82 |

Continuation

| Age | All youth | | | | | Urban youth | | | | | Rural youth | | | | |
|-----------------------------|-----------|--------|--------|--------|--------|-------------|--------|--------|--------|--------|-------------|--------|--------|--------|--------|
| | 2017 | 2018 | 2019 | 2020 | 2021 | 2017 | 2018 | 2019 | 2020 | 2021 | 2017 | 2018 | 2019 | 2020 | 2021 |
| Zhambyl | | | | | | | | | | | | | | | |
| 15-28 | 147.02 | 150.14 | 148.30 | 153.38 | 155.60 | 147.4 | 157.63 | 161.98 | 172.94 | 169.81 | 146.77 | 145.46 | 139.92 | 141.54 | 146.91 |
| 15-19 | 35.47 | 36.64 | 33.73 | 33.25 | 34.31 | 26.83 | 29.45 | 27.77 | 30.05 | 26.76 | 40.52 | 40.80 | 37.14 | 35.07 | 38.69 |
| 20-24 | 204.30 | 213.14 | 214.41 | 216.11 | 224.64 | 202.54 | 221.55 | 227.60 | 233.32 | 234.98 | 205.41 | 208.14 | 206.61 | 205.65 | 218.13 |
| 25-28 | 206.64 | 214.09 | 219.57 | 246.34 | 255.85 | 206.83 | 226.71 | 246.75 | 287.19 | 295.79 | 206.50 | 204.90 | 200.72 | 219.73 | 230.47 |
| Karagandy | | | | | | | | | | | | | | | |
| 15-28 | 97.17 | 98.63 | 98.62 | 99.33 | 101.03 | 96.47 | 98.63 | 98.61 | 99.87 | 102.55 | 99.93 | 98.63 | 98.67 | 97.38 | 95.60 |
| 15-19 | 20.48 | 20.42 | 19.91 | 17.67 | 17.91 | 20.32 | 20.10 | 19.23 | 16.95 | 17.55 | 20.99 | 21.36 | 21.96 | 19.88 | 19.04 |
| 20-24 | 122.77 | 126.37 | 125.00 | 127.97 | 133.59 | 121.95 | 126.42 | 123.49 | 125.46 | 132.21 | 125.76 | 126.16 | 130.27 | 136.89 | 138.57 |
| 25-28 | 134.35 | 138.72 | 145.99 | 154.06 | 161.73 | 127.71 | 133.50 | 142.78 | 153.90 | 163.77 | 173.54 | 167.28 | 161.25 | 154.75 | 153.35 |
| Kostanai | | | | | | | | | | | | | | | |
| 15-28 | 77.68 | 78.27 | 79.16 | 79.27 | 78.21 | 80.85 | 82.85 | 83.96 | 85.96 | 85.84 | 73.95 | 72.92 | 73.07 | 70.95 | 68.77 |
| 15-19 | 20.14 | 18.63 | 18.48 | 19.07 | 17.66 | 17.03 | 14.14 | 15.33 | 17.36 | 16.37 | 22.70 | 22.51 | 21.61 | 20.83 | 19.04 |
| 20-24 | 101.06 | 104.13 | 107.83 | 105.80 | 104.40 | 104.15 | 111.62 | 113.24 | 110.66 | 112.25 | 97.77 | 96.14 | 101.33 | 99.86 | 94.80 |
| 25-28 | 100.45 | 104.01 | 108.34 | 115.32 | 119.58 | 98.50 | 103.39 | 110.38 | 122.89 | 128.50 | 103.78 | 105.03 | 104.87 | 103.54 | 106.28 |
| Kyzylorda | | | | | | | | | | | | | | | |
| 15-28 | 134.80 | 136.24 | 137.09 | 143.91 | 155.73 | 151.11 | 151.07 | 156.15 | 156.28 | 165.67 | 122.76 | 125.34 | 123.13 | 134.85 | 148.45 |
| 15-19 | 19.39 | 20.75 | 18.95 | 19.82 | 21.89 | 21.07 | 20.92 | 19.44 | 17.11 | 18.52 | 18.82 | 20.64 | 18.64 | 21.63 | 24.20 |
| 20-24 | 170.26 | 176.39 | 184.81 | 194.28 | 218.07 | 182.22 | 186.93 | 201.68 | 197.42 | 219.03 | 161.42 | 168.72 | 172.44 | 191.95 | 217.35 |
| 25-28 | 213.68 | 211.93 | 223.97 | 243.95 | 267.82 | 231.24 | 229.85 | 249.36 | 268.91 | 292.84 | 198.37 | 196.47 | 202.67 | 223.72 | 248.31 |
| Mangystau | | | | | | | | | | | | | | | |
| 15-28 | 166.41 | 168.18 | 168.88 | 167.64 | 174.76 | 210.22 | 203.87 | 182.94 | 179.27 | 180.21 | 141.89 | 149.03 | 161.34 | 161.21 | 171.56 |
| 15-19 | 39.81 | 35.04 | 33.98 | 33.14 | 36.28 | 41.15 | 36.41 | 29.86 | 26.53 | 26.40 | 39.07 | 34.27 | 36.34 | 37.08 | 42.40 |
| 20-24 | 218.43 | 226.73 | 226.69 | 231.60 | 244.43 | 267.41 | 267.25 | 233.59 | 234.57 | 241.20 | 192.29 | 206.17 | 223.20 | 230.02 | 246.27 |
| 25-28 | 227.25 | 236.28 | 250.09 | 254.45 | 272.64 | 302.72 | 306.2 | 300.07 | 308.83 | 317.67 | 182.67 | 198.13 | 223.53 | 225.54 | 247.24 |
| Pavlodar | | | | | | | | | | | | | | | |
| 15-28 | 93.06 | 93.10 | 92.83 | 91.00 | 90.39 | 89.10 | 91.14 | 92.65 | 88.20 | 90.39 | 102.78 | 97.73 | 93.23 | 97.14 | 90.39 |
| 15-19 | 22.08 | 18.47 | 18.24 | 18.05 | 17.07 | 19.34 | 16.43 | 16.52 | 16.18 | 16.28 | 27.14 | 22.26 | 21.43 | 21.54 | 18.59 |
| 20-24 | 114.72 | 119.04 | 117.38 | 120.24 | 123.82 | 109.30 | 114.34 | 114.72 | 111.56 | 120.22 | 126.97 | 129.36 | 123.07 | 138.66 | 131.63 |
| 25-28 | 128.18 | 131.83 | 139.10 | 138.18 | 141.08 | 117.76 | 125.39 | 135.56 | 133.85 | 139.30 | 164.28 | 152.32 | 149.29 | 149.75 | 145.71 |
| Soltustik Kazakhstan | | | | | | | | | | | | | | | |
| 15-28 | 87.57 | 85.64 | 78.55 | 76.55 | 72.57 | 81.88 | 82.20 | 78.97 | 76.67 | 73.84 | 93.35 | 88.97 | 78.18 | 76.44 | 71.49 |
| 15-19 | 20.54 | 19.55 | 19.15 | 17.95 | 16.15 | 17.18 | 16.84 | 16.43 | 17.83 | 13.52 | 22.48 | 21.07 | 20.70 | 18.03 | 17.71 |
| 20-24 | 105.78 | 105.40 | 98.44 | 96.01 | 98.00 | 101.24 | 94.82 | 92.21 | 85.49 | 91.50 | 109.87 | 115.2 | 104.31 | 105.89 | 103.92 |
| 25-28 | 140.26 | 137.98 | 125.06 | 125.40 | 115.97 | 103.75 | 112.46 | 111.22 | 115.35 | 109.40 | 224.11 | 185.91 | 145.16 | 137.74 | 123.77 |
| Turkistan | | | | | | | | | | | | | | | |
| 15-28 | 165.18 | 171.55 | 174.88 | 180.13 | 186.12 | 239.64 | 265.60 | 280.96 | 259.34 | 258.07 | 150.25 | 152.87 | 153.29 | 163.28 | 169.95 |
| 15-19 | 30.99 | 30.84 | 31.97 | 33.39 | 36.33 | 38.51 | 37.99 | 45.85 | 41.66 | 42.29 | 29.29 | 29.23 | 28.85 | 31.50 | 34.93 |
| 20-24 | 246.42 | 262.81 | 275.81 | 287.00 | 299.66 | 394.69 | 439.96 | 447.88 | 390.06 | 386.71 | 220.13 | 230.99 | 242.32 | 264.72 | 278.80 |
| 25-28 | 255.75 | 262.30 | 268.12 | 289.68 | 305.23 | 380.99 | 436.62 | 487.78 | 497.79 | 507.19 | 230.95 | 229.44 | 227.83 | 251.09 | 266.58 |
| Shygys Kazakhstan | | | | | | | | | | | | | | | |
| 15-28 | 96.20 | 96.08 | 99.32 | 97.27 | 101.15 | 94.58 | 95.62 | 102.17 | 101.54 | 107.95 | 99.29 | 96.93 | 94.32 | 90.28 | 90.37 |
| 15-19 | 20.48 | 19.52 | 17.23 | 16.99 | 15.64 | 20.72 | 19.48 | 16.49 | 17.41 | 15.56 | 20.19 | 19.57 | 18.16 | 16.47 | 15.75 |
| 20-24 | 123.92 | 121.86 | 129.67 | 126.23 | 134.86 | 126.97 | 125.53 | 134.81 | 128.48 | 141.36 | 119.05 | 115.96 | 121.27 | 122.51 | 124.05 |
| 25-28 | 130.15 | 137.32 | 148.85 | 156.05 | 172.55 | 111.41 | 119.96 | 137.83 | 150.55 | 170.43 | 198.71 | 195.10 | 178.77 | 168.48 | 176.92 |
| Astana city | | | | | | | | | | | | | | | |
| 15-28 | 128.99 | 129.85 | 121.47 | 121.52 | 125.05 | 128.99 | 129.85 | 121.47 | 121.52 | 125.05 | - | - | - | - | - |
| 15-19 | 14.99 | 15.07 | 11.71 | 10.68 | 12.81 | 14.99 | 15.07 | 11.69 | 10.71 | 12.81 | - | - | - | - | - |
| 20-24 | 148.57 | 141.51 | 123.97 | 125.71 | 128.20 | 148.57 | 141.51 | 123.97 | 125.71 | 128.20 | - | - | - | - | - |
| 25-28 | 179.68 | 189.05 | 188.80 | 192.76 | 204.26 | 179.68 | 189.05 | 188.80 | 192.76 | 204.26 | - | - | - | - | - |
| Almaty city | | | | | | | | | | | | | | | |
| 15-28 | 68.97 | 74.44 | 79.11 | 81.32 | 86.95 | 68.97 | 74.44 | 79.11 | 81.32 | 86.95 | - | - | - | - | - |
| 15-19 | 12.77 | 12.31 | 12.39 | 11.82 | 11.49 | 12.77 | 12.31 | 12.39 | 11.82 | 11.49 | - | - | - | - | - |
| 20-24 | 72.78 | 82.12 | 88.31 | 91.37 | 102.01 | 72.78 | 82.12 | 88.31 | 91.37 | 102.01 | - | - | - | - | - |
| 25-28 | 89.96 | 95.34 | 103.75 | 110.97 | 121.44 | 89.96 | 95.34 | 103.75 | 110.97 | 121.44 | - | - | - | - | - |
| Shymkent city | | | | | | | | | | | | | | | |
| 15-28 | 149.06 | 146.08 | 146.78 | 159.51 | 172.00 | 149.06 | 146.08 | 146.78 | 159.51 | 172.00 | - | - | - | - | - |
| 15-19 | 27.35 | 24.34 | 25.44 | 27.04 | 28.00 | 27.35 | 24.34 | 25.44 | 27.04 | 28.00 | - | - | - | - | - |
| 20-24 | 216.07 | 212.38 | 204.00 | 208.97 | 228.46 | 216.07 | 212.38 | 204.00 | 208.97 | 228.46 | - | - | - | - | - |
| 25-28 | 180.19 | 192.01 | 209.94 | 242.26 | 265.85 | 180.19 | 192.01 | 209.94 | 242.26 | 265.85 | - | - | - | - | - |

3.4 Born by mothers are not married at the age of 15-28 years

people

| | Total | | | | | Including | | | | | | | | | |
|-------------------------------|--------|--------|--------|--------|-------|------------|--------|--------|--------|-------|------------|--------|-------|--------|-------|
| | | | | | | urban area | | | | | urban area | | | | |
| | 2018 | 2019 | 2020 | 2021 | 2022 | 2018 | 2019 | 2020 | 2021 | 2022 | 2018 | 2019 | 2020 | 2021 | 2022 |
| | 21 | | | | | 12 | | | | | | | | | |
| Republic of Kazakhstan | 25 328 | 24 103 | 22 818 | 23 557 | 926 | 13 758 | 13 328 | 12 931 | 13 273 | 511 | 11 570 | 10 775 | 9 887 | 10 284 | 9 415 |
| Akmola | 1 155 | 1 141 | 1 009 | 949 | 967 | 539 | 501 | 471 | 399 | 451 | 616 | 640 | 538 | 550 | 516 |
| Aktobe | 771 | 660 | 655 | 680 | 600 | 597 | 499 | 516 | 519 | 431 | 174 | 161 | 139 | 161 | 169 |
| Almaty | 4 005 | 3 789 | 3 588 | 3 708 | 3 311 | 986 | 924 | 889 | 858 | 835 | 3 019 | 2 865 | 2 699 | 2 850 | 2 476 |
| Atyrau | 534 | 468 | 459 | 521 | 437 | 318 | 281 | 279 | 322 | 274 | 216 | 187 | 180 | 199 | 163 |
| Batys Kazakhstan | 700 | 627 | 528 | 581 | 513 | 382 | 320 | 291 | 310 | 267 | 318 | 307 | 237 | 271 | 246 |
| Zhambyl | 2 100 | 1 938 | 1 748 | 1 881 | 1 688 | 887 | 893 | 847 | 896 | 819 | 1 213 | 1 045 | 901 | 985 | 869 |
| Karagandy | 1 568 | 1 567 | 1 436 | 1 398 | 1 121 | 1 191 | 1 238 | 1 120 | 1 068 | 882 | 377 | 329 | 316 | 330 | 239 |
| Kostanai | 1 152 | 1 125 | 1 106 | 1 084 | 977 | 499 | 476 | 507 | 548 | 506 | 653 | 649 | 599 | 536 | 471 |
| Kyzylorda | 845 | 765 | 736 | 759 | 757 | 420 | 406 | 411 | 403 | 395 | 425 | 359 | 325 | 356 | 362 |
| Mangystau | 748 | 672 | 712 | 716 | 779 | 333 | 285 | 262 | 277 | 268 | 415 | 387 | 450 | 439 | 511 |
| Pavlodar | 1 063 | 914 | 924 | 859 | 785 | 665 | 537 | 582 | 542 | 524 | 398 | 377 | 342 | 317 | 261 |
| Soltustik Kazakhstan | 800 | 732 | 662 | 563 | 539 | 310 | 262 | 267 | 225 | 203 | 490 | 470 | 395 | 338 | 336 |
| Turkistan | 3 490 | 3 275 | 3 169 | 3 512 | 3 404 | 896 | 876 | 934 | 1 039 | 1 030 | 2 594 | 2 399 | 2 235 | 2 473 | 2 374 |
| Shygys Kazakhstan | 1 523 | 1 419 | 1 250 | 1 219 | 1 060 | 861 | 819 | 719 | 740 | 638 | 662 | 600 | 531 | 479 | 422 |
| Astana city | 1 446 | 1 353 | 1 257 | 1 268 | 1 136 | 1 446 | 1 353 | 1 257 | 1 268 | 1 136 | - | - | - | - | - |
| Almaty city | 1 569 | 1 618 | 1 573 | 1 559 | 1 570 | 1 569 | 1 618 | 1 573 | 1 559 | 1 570 | - | - | - | - | - |
| Shymkent city | 1 859 | 2 040 | 2 006 | 2 300 | 2 282 | 1 859 | 2 040 | 2 006 | 2 300 | 2 282 | - | - | - | - | - |

3.5 Average age of mothers at birth

years old

| | All population | | | | | Urban population | | | | | Rural population | | | | |
|-------------------------------|----------------|------|------|------|------|------------------|------|------|------|------|------------------|------|------|------|------|
| | 2018 | 2019 | 2020 | 2021 | 2022 | 2018 | 2019 | 2020 | 2021 | 2022 | 2018 | 2019 | 2020 | 2021 | 2022 |
| Republic of Kazakhstan | 28.6 | 28.7 | 28.9 | 29.3 | 29.5 | 28.8 | 29.0 | 29.2 | 29.6 | 29.9 | 28.2 | 28.3 | 28.5 | 28.9 | 29.1 |
| Akmola | 28.7 | 28.9 | 29.1 | 29.4 | 29.6 | 28.8 | 29.0 | 29.2 | 29.5 | 29.7 | 28.5 | 28.7 | 29.0 | 29.3 | 29.5 |
| Aktobe | 28.8 | 29.0 | 29.2 | 29.7 | 29.7 | 28.8 | 29.1 | 29.3 | 29.8 | 29.9 | 28.7 | 28.7 | 29.0 | 29.3 | 29.1 |
| Almaty | 28.6 | 28.9 | 29.1 | 29.5 | 29.7 | 28.7 | 28.9 | 29.0 | 29.5 | 29.6 | 28.6 | 28.9 | 29.1 | 29.5 | 29.7 |
| Atyrau | 28.8 | 28.9 | 29.1 | 29.4 | 29.5 | 29.1 | 29.1 | 29.3 | 29.7 | 29.7 | 28.5 | 28.7 | 28.8 | 29.2 | 29.2 |
| Batys Kazakhstan | 28.7 | 28.9 | 29.2 | 29.5 | 29.6 | 28.8 | 29.1 | 29.3 | 29.8 | 29.9 | 28.5 | 28.7 | 28.9 | 29.2 | 29.2 |
| Zhambyl | 27.9 | 28.1 | 28.3 | 28.7 | 28.8 | 28.3 | 28.5 | 28.8 | 29.0 | 29.3 | 27.6 | 27.8 | 27.9 | 28.4 | 28.4 |
| Karagandy | 28.6 | 28.8 | 29.1 | 29.3 | 29.5 | 28.7 | 28.9 | 29.2 | 29.4 | 29.6 | 28.4 | 28.5 | 28.7 | 29.1 | 29.2 |
| Kostanai | 28.7 | 29.0 | 29.0 | 29.4 | 29.4 | 28.9 | 29.2 | 29.4 | 29.7 | 29.7 | 28.3 | 28.6 | 28.5 | 29.0 | 29.0 |
| Kyzylorda | 28.6 | 28.7 | 28.9 | 29.4 | 29.3 | 28.7 | 29.0 | 29.2 | 29.7 | 29.7 | 28.6 | 28.5 | 28.6 | 29.0 | 29.1 |
| Mangystau | 28.5 | 28.6 | 28.8 | 29.1 | 29.2 | 28.8 | 29.0 | 29.3 | 29.6 | 29.8 | 28.2 | 28.4 | 28.5 | 28.8 | 28.8 |
| Pavlodar | 29.0 | 29.3 | 29.4 | 29.7 | 29.9 | 29.2 | 29.5 | 29.5 | 29.9 | 30.0 | 28.6 | 29.0 | 29.1 | 29.3 | 29.5 |
| Soltustik Kazakhstan | 28.6 | 28.7 | 29.1 | 29.4 | 29.5 | 28.8 | 29.1 | 29.4 | 29.6 | 29.7 | 28.4 | 28.4 | 28.8 | 29.1 | 29.3 |
| Turkistan | 27.4 | 27.6 | 27.8 | 28.1 | 28.2 | 27.7 | 27.9 | 28.0 | 28.4 | 28.5 | 27.3 | 27.5 | 27.7 | 28.0 | 28.1 |
| Shygys Kazakhstan | 29.0 | 29.2 | 29.3 | 30.4 | 33.3 | 29.0 | 29.2 | 29.3 | 30.7 | 34.0 | 29.1 | 29.2 | 29.4 | 30.0 | 32.2 |
| Astana city | 29.4 | 29.6 | 30.0 | 30.2 | 30.3 | 29.4 | 29.6 | 30.0 | 30.2 | 30.3 | - | - | - | - | - |
| Almaty city | 29.6 | 29.8 | 29.8 | 30.1 | 30.2 | 29.6 | 29.8 | 29.8 | 30.1 | 30.2 | - | - | - | - | - |
| Shymkent city | 28.0 | 28.0 | 28.2 | 28.5 | 28.7 | 28.0 | 28.0 | 28.2 | 28.5 | 28.7 | - | - | - | - | - |

4. Mortality

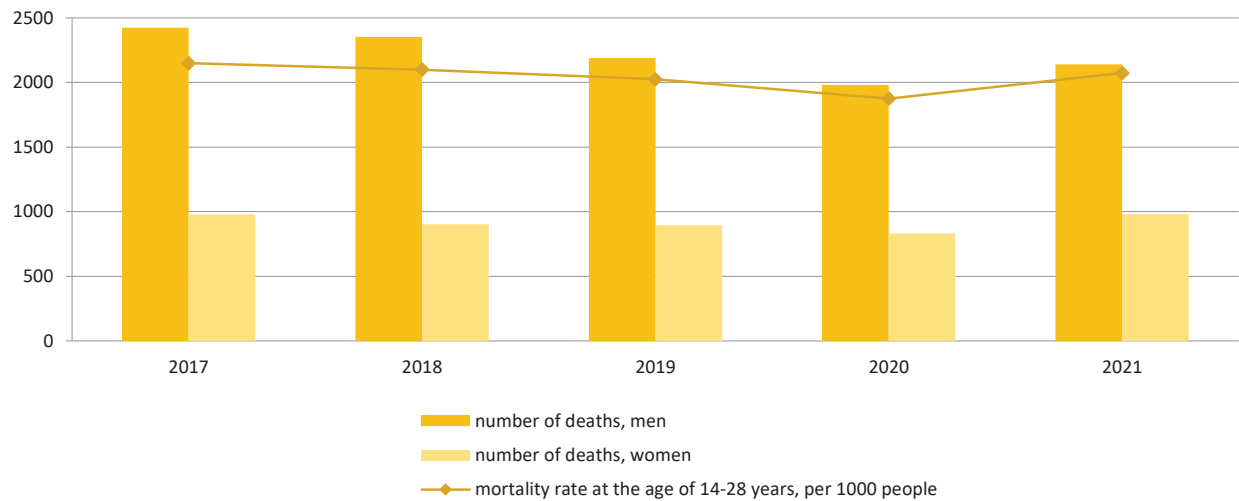
4.1 Mortality by age group

Republic of Kazakhstan

| Age | Number of deaths, people | | | | | Number of deaths per 1000 people | | | | |
|--------------------|--------------------------|-------|-------|-------|-------|----------------------------------|------|------|------|------|
| | 2017 | 2018 | 2019 | 2020 | 2021 | 2017 | 2018 | 2019 | 2020 | 2021 |
| All youth | | | | | | | | | | |
| Total | 3 403 | 3 257 | 3 085 | 2 814 | 3 121 | 0.86 | 0.84 | 0.81 | 0.75 | 0.83 |
| 14-18 | 578 | 624 | 616 | 589 | 714 | 0.51 | 0.54 | 0.51 | 0.47 | 0.54 |
| 19-23 | 1 090 | 1 007 | 990 | 855 | 969 | 0.87 | 0.84 | 0.87 | 0.77 | 0.88 |
| 24-28 | 1 735 | 1 626 | 1 479 | 1 370 | 1 438 | 1.11 | 1.07 | 1.02 | 0.99 | 1.10 |
| Urban youth | | | | | | | | | | |
| Total | 1 682 | 1 754 | 1 616 | 1 464 | 1 675 | 0.75 | 0.80 | 0.75 | 0.69 | 0.80 |
| 14-18 | 251 | 289 | 285 | 245 | 379 | 0.44 | 0.49 | 0.46 | 0.37 | 0.54 |
| 19-23 | 499 | 547 | 496 | 437 | 504 | 0.73 | 0.83 | 0.77 | 0.70 | 0.81 |
| 24-28 | 932 | 918 | 835 | 782 | 792 | 0.94 | 0.97 | 0.94 | 0.94 | 1.01 |
| Rural youth | | | | | | | | | | |
| Total | 1 721 | 1 503 | 1 469 | 1 350 | 1 446 | 1.02 | 0.90 | 0.89 | 0.82 | 0.88 |
| 14-18 | 327 | 335 | 331 | 344 | 335 | 0.59 | 0.59 | 0.57 | 0.57 | 0.53 |
| 19-23 | 591 | 460 | 494 | 418 | 465 | 1.04 | 0.87 | 0.99 | 0.86 | 0.96 |
| 24-28 | 803 | 708 | 644 | 588 | 646 | 1.40 | 1.24 | 1.14 | 1.07 | 1.23 |
| Men | | | | | | | | | | |
| Total | 2 423 | 2 353 | 2 190 | 1 982 | 2 140 | 1.21 | 1.20 | 1.13 | 1.04 | 1.12 |
| 14-18 | 362 | 416 | 401 | 411 | 463 | 0.63 | 0.70 | 0.65 | 0.64 | 0.68 |
| 19-23 | 769 | 735 | 696 | 584 | 667 | 1.20 | 1.21 | 1.19 | 1.03 | 1.18 |
| 24-28 | 1 292 | 1 202 | 1 093 | 987 | 1 010 | 1.65 | 1.58 | 1.49 | 1.41 | 1.52 |
| Urban youth | | | | | | | | | | |
| Total | 1 168 | 1 253 | 1 098 | 1 014 | 1 082 | 1.05 | 1.15 | 1.03 | 0.96 | 1.03 |
| 14-18 | 152 | 192 | 163 | 172 | 221 | 0.52 | 0.63 | 0.51 | 0.51 | 0.62 |
| 19-23 | 348 | 391 | 333 | 294 | 334 | 1.02 | 1.19 | 1.04 | 0.94 | 1.07 |
| 24-28 | 668 | 670 | 602 | 548 | 527 | 1.41 | 1.48 | 1.40 | 1.35 | 1.37 |
| Rural youth | | | | | | | | | | |
| Total | 1 255 | 1 100 | 1 092 | 968 | 1 058 | 1.41 | 1.26 | 1.27 | 1.13 | 1.23 |
| 14-18 | 210 | 224 | 238 | 239 | 242 | 0.74 | 0.78 | 0.80 | 0.78 | 0.75 |
| 19-23 | 421 | 344 | 363 | 290 | 333 | 1.41 | 1.23 | 1.38 | 1.13 | 1.31 |
| 24-28 | 624 | 532 | 491 | 439 | 483 | 2.02 | 1.73 | 1.62 | 1.49 | 1.71 |
| Women | | | | | | | | | | |
| Total | 980 | 904 | 895 | 832 | 981 | 0.50 | 0.47 | 0.48 | 0.45 | 0.54 |
| 14-18 | 216 | 208 | 215 | 178 | 251 | 0.39 | 0.37 | 0.37 | 0.29 | 0.39 |
| 19-23 | 321 | 272 | 294 | 271 | 302 | 0.52 | 0.47 | 0.52 | 0.50 | 0.56 |
| 24-28 | 443 | 424 | 386 | 383 | 428 | 0.56 | 0.56 | 0.54 | 0.56 | 0.66 |
| Urban youth | | | | | | | | | | |
| Total | 514 | 501 | 518 | 450 | 593 | 0.45 | 0.45 | 0.48 | 0.43 | 0.93 |
| 14-18 | 99 | 97 | 122 | 73 | 158 | 0.35 | 0.34 | 0.40 | 0.23 | 0.74 |
| 19-23 | 151 | 156 | 163 | 143 | 170 | 0.44 | 0.47 | 0.50 | 0.46 | 0.98 |
| 24-28 | 264 | 248 | 233 | 234 | 265 | 0.51 | 0.50 | 0.51 | 0.55 | 1.06 |
| Rural youth | | | | | | | | | | |
| Total | 466 | 403 | 377 | 382 | 388 | 0.58 | 0.51 | 0.48 | 0.49 | 0.50 |
| 14-18 | 117 | 111 | 93 | 105 | 93 | 0.43 | 0.40 | 0.33 | 0.36 | 0.30 |
| 19-23 | 170 | 116 | 131 | 128 | 132 | 0.63 | 0.46 | 0.55 | 0.55 | 0.57 |
| 24-28 | 179 | 176 | 153 | 149 | 163 | 0.67 | 0.67 | 0.59 | 0.59 | 0.67 |

Indicators of youth deaths

per 1000 people



Akmola

| Age | Number of deaths, people | | | | | Number of deaths per 1000 people | | | | |
|--------------------|--------------------------|------|------|------|------|----------------------------------|------|------|------|------|
| | 2017 | 2018 | 2019 | 2020 | 2021 | 2017 | 2018 | 2019 | 2020 | 2021 |
| All youth | | | | | | | | | | |
| Total | 192 | 136 | 148 | 133 | 145 | 1.27 | 0.92 | 1.03 | 0.94 | 1.04 |
| 14-18 | 34 | 22 | 24 | 26 | 32 | 0.77 | 0.49 | 0.51 | 0.54 | 0.64 |
| 19-23 | 61 | 37 | 50 | 41 | 38 | 1.22 | 0.79 | 1.15 | 0.97 | 0.92 |
| 24-28 | 97 | 77 | 74 | 66 | 75 | 1.71 | 1.39 | 1.38 | 1.29 | 1.55 |
| Urban youth | | | | | | | | | | |
| Total | 73 | 62 | 62 | 59 | 68 | 1.06 | 0.94 | 0.97 | 0.94 | 1.10 |
| 14-18 | 10 | 6 | 8 | 11 | 14 | 0.54 | 0.31 | 0.40 | 0.53 | 0.65 |
| 19-23 | 28 | 19 | 21 | 16 | 17 | 1.29 | 0.93 | 1.09 | 0.86 | 0.91 |
| 24-28 | 35 | 37 | 33 | 32 | 37 | 1.24 | 1.39 | 1.32 | 1.38 | 1.72 |
| Rural youth | | | | | | | | | | |
| Total | 119 | 74 | 86 | 74 | 77 | 1.45 | 0.91 | 1.07 | 0.94 | 0.99 |
| 14-18 | 24 | 16 | 16 | 15 | 18 | 0.95 | 0.61 | 0.59 | 0.54 | 0.64 |
| 19-23 | 33 | 18 | 29 | 25 | 21 | 1.16 | 0.69 | 1.19 | 1.07 | 0.92 |
| 24-28 | 62 | 40 | 41 | 34 | 38 | 2.18 | 1.39 | 1.42 | 1.21 | 1.42 |
| Men | | | | | | | | | | |
| Total | 140 | 98 | 110 | 97 | 99 | 1.79 | 1.28 | 1.47 | 1.32 | 1.37 |
| 14-18 | 22 | 14 | 19 | 15 | 15 | 0.98 | 0.60 | 0.79 | 0.60 | 0.58 |
| 19-23 | 39 | 25 | 37 | 30 | 27 | 1.50 | 1.03 | 1.64 | 1.38 | 1.26 |
| 24-28 | 79 | 59 | 54 | 52 | 57 | 2.66 | 2.04 | 1.93 | 1.95 | 2.26 |
| Urban youth | | | | | | | | | | |
| Total | 54 | 47 | 47 | 41 | 45 | 1.56 | 1.40 | 1.45 | 1.28 | 1.42 |
| 14-18 | 9 | 5 | 5 | 5 | 5 | 0.94 | 0.51 | 0.49 | 0.47 | 0.45 |
| 19-23 | 16 | 13 | 15 | 9 | 12 | 1.44 | 1.24 | 1.52 | 0.94 | 1.26 |
| 24-28 | 29 | 29 | 27 | 27 | 28 | 2.09 | 2.20 | 2.18 | 2.32 | 2.55 |
| Rural youth | | | | | | | | | | |
| Total | 86 | 51 | 63 | 56 | 54 | 1.97 | 1.19 | 1.50 | 1.35 | 1.33 |
| 14-18 | 13 | 9 | 14 | 10 | 10 | 1.00 | 0.67 | 1.01 | 0.71 | 0.69 |
| 19-23 | 23 | 12 | 22 | 21 | 15 | 1.54 | 0.87 | 1.72 | 1.73 | 1.26 |
| 24-28 | 50 | 30 | 27 | 25 | 29 | 3.15 | 1.90 | 1.73 | 1.66 | 2.03 |
| Women | | | | | | | | | | |
| Total | 52 | 38 | 38 | 36 | 46 | 0.72 | 0.54 | 0.55 | 0.53 | 0.68 |
| 14-18 | 12 | 8 | 5 | 11 | 17 | 0.56 | 0.36 | 0.22 | 0.47 | 0.70 |
| 19-23 | 22 | 12 | 13 | 11 | 11 | 0.91 | 0.54 | 0.62 | 0.54 | 0.55 |
| 24-28 | 18 | 18 | 20 | 14 | 18 | 0.67 | 0.68 | 0.78 | 0.57 | 0.78 |
| Urban youth | | | | | | | | | | |
| Total | 19 | 15 | 15 | 18 | 23 | 0.56 | 0.46 | 0.48 | 0.59 | 0.76 |
| 14-18 | 1 | 1 | 3 | 6 | 9 | 0.11 | 0.11 | 0.31 | 0.60 | 0.86 |
| 19-23 | 12 | 6 | 6 | 7 | 5 | 1.14 | 0.61 | 0.64 | 0.77 | 0.55 |
| 24-28 | 6 | 8 | 6 | 5 | 9 | 0.42 | 0.59 | 0.48 | 0.44 | 0.85 |
| Rural youth | | | | | | | | | | |
| Total | 33 | 23 | 23 | 18 | 23 | 0.86 | 0.60 | 0.60 | 0.48 | 0.62 |
| 14-18 | 11 | 7 | 2 | 5 | 8 | 0.89 | 0.55 | 0.15 | 0.37 | 0.58 |
| 19-23 | 10 | 6 | 7 | 4 | 6 | 0.74 | 0.48 | 0.60 | 0.36 | 0.55 |
| 24-28 | 12 | 10 | 14 | 9 | 9 | 0.95 | 0.77 | 1.06 | 0.69 | 0.72 |

Aktobe

| Age | Number of deaths, people | | | | | Number of deaths per 1000 people | | | | |
|--------------------|--------------------------|------|------|------|------|----------------------------------|------|------|------|------|
| | 2017 | 2018 | 2019 | 2020 | 2021 | 2017 | 2018 | 2019 | 2020 | 2021 |
| All youth | | | | | | | | | | |
| Total | 162 | 158 | 135 | 116 | 129 | 0.83 | 0.84 | 0.74 | 0.66 | 0.75 |
| 14-18 | 29 | 28 | 18 | 27 | 32 | 0.58 | 0.55 | 0.34 | 0.48 | 0.54 |
| 19-23 | 60 | 45 | 57 | 28 | 30 | 1.01 | 0.81 | 1.08 | 0.55 | 0.60 |
| 24-28 | 73 | 85 | 60 | 61 | 67 | 0.85 | 1.04 | 0.79 | 0.87 | 1.06 |
| Urban youth | | | | | | | | | | |
| Total | 98 | 101 | 90 | 76 | 90 | 0.73 | 0.78 | 0.73 | 0.64 | 0.78 |
| 14-18 | 19 | 18 | 13 | 14 | 21 | 0.61 | 0.55 | 0.38 | 0.38 | 0.54 |
| 19-23 | 26 | 35 | 34 | 20 | 21 | 0.68 | 0.97 | 0.99 | 0.60 | 0.63 |
| 24-28 | 53 | 48 | 43 | 42 | 48 | 0.83 | 0.79 | 0.78 | 0.85 | 1.10 |
| Rural youth | | | | | | | | | | |
| Total | 64 | 57 | 45 | 40 | 39 | 1.04 | 0.96 | 0.77 | 0.70 | 0.69 |
| 14-18 | 10 | 10 | 5 | 13 | 11 | 0.54 | 0.54 | 0.27 | 0.67 | 0.55 |
| 19-23 | 34 | 10 | 23 | 8 | 9 | 1.58 | 0.51 | 1.25 | 0.46 | 0.54 |
| 24-28 | 20 | 37 | 17 | 19 | 19 | 0.94 | 1.74 | 0.81 | 0.92 | 0.96 |
| Men | | | | | | | | | | |
| Total | 121 | 112 | 88 | 84 | 91 | 1.24 | 1.18 | 0.96 | 0.93 | 1.03 |
| 14-18 | 19 | 18 | 12 | 20 | 21 | 0.74 | 0.69 | 0.44 | 0.69 | 0.69 |
| 19-23 | 46 | 36 | 35 | 18 | 23 | 1.50 | 1.27 | 1.30 | 0.70 | 0.91 |
| 24-28 | 56 | 58 | 41 | 46 | 47 | 1.35 | 1.44 | 1.08 | 1.31 | 1.45 |
| Urban youth | | | | | | | | | | |
| Total | 72 | 71 | 59 | 56 | 59 | 1.10 | 1.12 | 0.96 | 0.94 | 1.01 |
| 14-18 | 13 | 10 | 8 | 10 | 12 | 0.81 | 0.60 | 0.45 | 0.53 | 0.60 |
| 19-23 | 20 | 28 | 21 | 13 | 16 | 1.03 | 1.55 | 1.22 | 0.78 | 0.97 |
| 24-28 | 39 | 33 | 30 | 33 | 31 | 1.29 | 1.14 | 1.12 | 1.36 | 1.42 |
| Rural youth | | | | | | | | | | |
| Total | 49 | 41 | 29 | 28 | 32 | 1.52 | 1.32 | 0.95 | 0.93 | 1.08 |
| 14-18 | 6 | 8 | 4 | 10 | 9 | 0.63 | 0.85 | 0.41 | 1.00 | 0.87 |
| 19-23 | 26 | 8 | 14 | 5 | 7 | 2.31 | 0.77 | 1.44 | 0.55 | 0.79 |
| 24-28 | 17 | 25 | 11 | 13 | 16 | 1.50 | 2.21 | 0.98 | 1.18 | 1.52 |
| Women | | | | | | | | | | |
| Total | 41 | 46 | 47 | 32 | 38 | 0.42 | 0.49 | 0.52 | 0.37 | 0.45 |
| 14-18 | 10 | 10 | 6 | 7 | 11 | 0.41 | 0.40 | 0.23 | 0.26 | 0.38 |
| 19-23 | 14 | 9 | 22 | 10 | 7 | 0.48 | 0.33 | 0.85 | 0.40 | 0.29 |
| 24-28 | 17 | 27 | 19 | 15 | 20 | 0.39 | 0.64 | 0.49 | 0.43 | 0.64 |
| Urban youth | | | | | | | | | | |
| Total | 26 | 30 | 31 | 20 | 31 | 0.38 | 0.46 | 0.50 | 0.34 | 0.54 |
| 14-18 | 6 | 8 | 5 | 4 | 9 | 0.39 | 0.50 | 0.30 | 0.23 | 0.47 |
| 19-23 | 6 | 7 | 13 | 7 | 5 | 0.32 | 0.39 | 0.76 | 0.42 | 0.30 |
| 24-28 | 14 | 15 | 13 | 9 | 17 | 0.41 | 0.47 | 0.45 | 0.36 | 0.78 |
| Rural youth | | | | | | | | | | |
| Total | 15 | 16 | 16 | 12 | 7 | 0.51 | 0.57 | 0.58 | 0.44 | 0.26 |
| 14-18 | 4 | 2 | 1 | 3 | 2 | 0.44 | 0.22 | 0.11 | 0.32 | 0.20 |
| 19-23 | 8 | 2 | 9 | 3 | 2 | 0.78 | 0.22 | 1.04 | 0.37 | 0.26 |
| 24-28 | 3 | 12 | 6 | 6 | 3 | 0.30 | 1.21 | 0.61 | 0.63 | 0.33 |

Almaty

| Age | Number of deaths, people | | | | | Number of deaths per 1000 people | | | | |
|--------------------|--------------------------|------|------|------|------|----------------------------------|------|------|------|------|
| | 2017 | 2018 | 2019 | 2020 | 2021 | 2017 | 2018 | 2019 | 2020 | 2021 |
| All youth | | | | | | | | | | |
| Total | 447 | 353 | 342 | 310 | 362 | 1.08 | 0.87 | 0.86 | 0.79 | 0.92 |
| 14-18 | 76 | 66 | 71 | 82 | 72 | 0.60 | 0.50 | 0.51 | 0.57 | 0.47 |
| 19-23 | 176 | 113 | 122 | 83 | 115 | 1.38 | 0.93 | 1.05 | 0.72 | 0.99 |
| 24-28 | 195 | 174 | 149 | 145 | 175 | 1.22 | 1.15 | 1.05 | 1.09 | 1.42 |
| Urban youth | | | | | | | | | | |
| Total | 95 | 100 | 86 | 76 | 99 | 1.03 | 1.15 | 1.04 | 0.95 | 1.24 |
| 14-18 | 17 | 16 | 17 | 18 | 14 | 0.61 | 0.56 | 0.59 | 0.60 | 0.45 |
| 19-23 | 35 | 30 | 39 | 19 | 31 | 1.25 | 1.18 | 1.64 | 0.81 | 1.29 |
| 24-28 | 43 | 54 | 30 | 39 | 54 | 1.18 | 1.64 | 1.01 | 1.47 | 2.23 |
| Rural youth | | | | | | | | | | |
| Total | 352 | 253 | 256 | 234 | 263 | 1.10 | 0.80 | 0.81 | 0.75 | 0.84 |
| 14-18 | 59 | 50 | 54 | 64 | 58 | 0.60 | 0.48 | 0.49 | 0.56 | 0.48 |
| 19-23 | 141 | 83 | 83 | 64 | 84 | 1.41 | 0.87 | 0.90 | 0.70 | 0.91 |
| 24-28 | 152 | 120 | 119 | 106 | 121 | 1.24 | 1.01 | 1.06 | 1.00 | 1.22 |

| Age | Number of deaths, people | | | | | Number of deaths per 1000 people | | | | |
|--------------------|--------------------------|------|------|------|------|----------------------------------|------|------|------|------|
| | 2017 | 2018 | 2019 | 2020 | 2021 | 2017 | 2018 | 2019 | 2020 | 2021 |
| Men | | | | | | | | | | |
| Total | 315 | 262 | 250 | 218 | 248 | 1.47 | 1.24 | 1.21 | 1.07 | 1.22 |
| 14-18 | 51 | 48 | 47 | 56 | 50 | 0.79 | 0.71 | 0.66 | 0.75 | 0.63 |
| 19-23 | 112 | 84 | 91 | 62 | 81 | 1.68 | 1.33 | 1.51 | 1.05 | 1.37 |
| 24-28 | 152 | 130 | 112 | 100 | 117 | 1.84 | 1.63 | 1.48 | 1.42 | 1.79 |
| Urban youth | | | | | | | | | | |
| Total | 60 | 72 | 56 | 52 | 64 | 1.27 | 1.60 | 1.30 | 1.25 | 1.56 |
| 14-18 | 8 | 11 | 9 | 12 | 9 | 0.56 | 0.76 | 0.61 | 0.79 | 0.57 |
| 19-23 | 18 | 22 | 27 | 16 | 22 | 1.24 | 1.65 | 2.18 | 1.34 | 1.82 |
| 24-28 | 34 | 39 | 20 | 24 | 33 | 1.84 | 2.26 | 1.26 | 1.67 | 2.52 |
| Rural youth | | | | | | | | | | |
| Total | 255 | 190 | 194 | 166 | 184 | 1.53 | 1.15 | 1.18 | 1.02 | 1.13 |
| 14-18 | 43 | 37 | 38 | 44 | 41 | 0.86 | 0.69 | 0.68 | 0.74 | 0.65 |
| 19-23 | 94 | 62 | 64 | 46 | 59 | 1.80 | 1.24 | 1.34 | 0.98 | 1.25 |
| 24-28 | 118 | 91 | 92 | 76 | 84 | 1.84 | 1.46 | 1.54 | 1.35 | 1.60 |
| Women | | | | | | | | | | |
| Total | 132 | 91 | 92 | 92 | 114 | 0.66 | 0.47 | 0.48 | 0.49 | 0.60 |
| 14-18 | 25 | 18 | 24 | 26 | 22 | 0.41 | 0.28 | 0.36 | 0.37 | 0.30 |
| 19-23 | 64 | 29 | 31 | 21 | 34 | 1.05 | 0.50 | 0.55 | 0.38 | 0.60 |
| 24-28 | 43 | 44 | 37 | 45 | 58 | 0.56 | 0.62 | 0.55 | 0.72 | 1.00 |
| Urban youth | | | | | | | | | | |
| Total | 35 | 28 | 30 | 24 | 35 | 0.78 | 0.67 | 0.76 | 0.63 | 0.91 |
| 14-18 | 9 | 5 | 8 | 6 | 5 | 0.67 | 0.36 | 0.57 | 0.41 | 0.33 |
| 19-23 | 17 | 8 | 12 | 3 | 9 | 1.27 | 0.66 | 1.05 | 0.26 | 0.75 |
| 24-28 | 9 | 15 | 10 | 15 | 21 | 0.50 | 0.95 | 0.72 | 1.22 | 1.88 |
| Rural youth | | | | | | | | | | |
| Total | 97 | 63 | 62 | 68 | 79 | 0.63 | 0.41 | 0.41 | 0.45 | 0.53 |
| 14-18 | 16 | 13 | 16 | 20 | 17 | 0.33 | 0.26 | 0.30 | 0.36 | 0.29 |
| 19-23 | 47 | 21 | 19 | 18 | 25 | 0.98 | 0.46 | 0.42 | 0.41 | 0.56 |
| 24-28 | 34 | 29 | 27 | 30 | 37 | 0.58 | 0.52 | 0.51 | 0.60 | 0.79 |

Atyrau

| Age | Number of deaths, people | | | | | Number of deaths per 1000 people | | | | |
|--------------------|--------------------------|------|------|------|------|----------------------------------|------|------|------|------|
| | 2017 | 2018 | 2019 | 2020 | 2021 | 2017 | 2018 | 2019 | 2020 | 2021 |
| All youth | | | | | | | | | | |
| Total | 107 | 120 | 112 | 98 | 96 | 0.78 | 0.89 | 0.84 | 0.73 | 0.72 |
| 14-18 | 19 | 33 | 28 | 17 | 22 | 0.47 | 0.79 | 0.64 | 0.37 | 0.45 |
| 19-23 | 21 | 36 | 36 | 40 | 33 | 0.49 | 0.87 | 0.89 | 1.00 | 0.83 |
| 24-28 | 67 | 51 | 48 | 41 | 41 | 1.26 | 0.99 | 0.97 | 0.86 | 0.90 |
| Urban youth | | | | | | | | | | |
| Total | 41 | 63 | 58 | 38 | 46 | 0.60 | 0.95 | 0.84 | 0.56 | 0.68 |
| 14-18 | 5 | 12 | 14 | 6 | 8 | 0.26 | 0.60 | 0.63 | 0.26 | 0.33 |
| 19-23 | 7 | 20 | 24 | 16 | 13 | 0.35 | 1.02 | 1.18 | 0.79 | 0.64 |
| 24-28 | 29 | 31 | 20 | 16 | 25 | 1.02 | 1.16 | 0.76 | 0.65 | 1.08 |
| Rural youth | | | | | | | | | | |
| Total | 66 | 57 | 54 | 60 | 50 | 0.96 | 0.83 | 0.83 | 0.92 | 0.76 |
| 14-18 | 14 | 21 | 14 | 11 | 14 | 0.66 | 0.97 | 0.65 | 0.48 | 0.58 |
| 19-23 | 14 | 16 | 12 | 24 | 20 | 0.61 | 0.73 | 0.60 | 1.22 | 1.02 |
| 24-28 | 38 | 20 | 28 | 25 | 16 | 1.53 | 0.81 | 1.20 | 1.09 | 0.72 |
| Men | | | | | | | | | | |
| Total | 79 | 89 | 82 | 78 | 64 | 1.12 | 1.28 | 1.19 | 1.14 | 0.93 |
| 14-18 | 12 | 24 | 23 | 15 | 15 | 0.57 | 1.11 | 1.03 | 0.64 | 0.60 |
| 19-23 | 17 | 27 | 22 | 31 | 20 | 0.76 | 1.25 | 1.05 | 1.50 | 0.97 |
| 24-28 | 50 | 38 | 37 | 32 | 29 | 1.85 | 1.45 | 1.45 | 1.30 | 1.23 |
| Urban youth | | | | | | | | | | |
| Total | 28 | 45 | 41 | 30 | 29 | 0.82 | 1.34 | 1.18 | 0.87 | 0.84 |
| 14-18 | 3 | 9 | 12 | 6 | 5 | 0.30 | 0.88 | 1.07 | 0.51 | 0.40 |
| 19-23 | 6 | 13 | 14 | 12 | 7 | 0.58 | 1.28 | 1.33 | 1.15 | 0.67 |
| 24-28 | 19 | 23 | 15 | 12 | 17 | 1.37 | 1.74 | 1.14 | 0.97 | 1.45 |
| Rural youth | | | | | | | | | | |
| Total | 51 | 44 | 41 | 48 | 35 | 1.41 | 1.23 | 1.20 | 1.40 | 1.02 |
| 14-18 | 9 | 15 | 11 | 9 | 10 | 0.82 | 1.33 | 0.98 | 0.76 | 0.81 |
| 19-23 | 11 | 14 | 8 | 19 | 13 | 0.92 | 1.22 | 0.76 | 1.85 | 1.28 |
| 24-28 | 31 | 15 | 22 | 20 | 12 | 2.37 | 1.15 | 1.78 | 1.64 | 1.01 |

Continuation

| Age | Number of deaths, people | | | | | Number of deaths per 1000 people | | | | |
|--------------------|--------------------------|------|------|------|------|----------------------------------|------|------|------|------|
| | 2017 | 2018 | 2019 | 2020 | 2021 | 2017 | 2018 | 2019 | 2020 | 2021 |
| Women | | | | | | | | | | |
| Total | 28 | 31 | 30 | 20 | 32 | 0.42 | 0.47 | 0.46 | 0.31 | 0.49 |
| 14-18 | 7 | 9 | 5 | 2 | 7 | 0.36 | 0.44 | 0.24 | 0.09 | 0.29 |
| 19-23 | 4 | 9 | 14 | 9 | 13 | 0.19 | 0.45 | 0.72 | 0.47 | 0.67 |
| 24-28 | 17 | 13 | 11 | 9 | 12 | 0.65 | 0.52 | 0.46 | 0.39 | 0.55 |
| Urban youth | | | | | | | | | | |
| Total | 13 | 18 | 17 | 8 | 17 | 0.39 | 0.55 | 0.50 | 0.24 | 0.51 |
| 14-18 | 2 | 3 | 2 | 0 | 3 | 0.21 | 0.30 | 0.18 | 0.0 | 0.25 |
| 19-23 | 1 | 7 | 10 | 4 | 6 | 0.10 | 0.74 | 1.02 | 0.41 | 0.61 |
| 24-28 | 10 | 8 | 5 | 4 | 8 | 0.69 | 0.59 | 0.38 | 0.33 | 0.69 |
| Rural youth | | | | | | | | | | |
| Total | 15 | 13 | 13 | 12 | 15 | 0.46 | 0.40 | 0.42 | 0.38 | 0.48 |
| 14-18 | 5 | 6 | 3 | 2 | 4 | 0.49 | 0.58 | 0.29 | 0.18 | 0.34 |
| 19-23 | 3 | 2 | 4 | 5 | 7 | 0.28 | 0.19 | 0.42 | 0.53 | 0.74 |
| 24-28 | 7 | 5 | 6 | 5 | 4 | 0.60 | 0.43 | 0.55 | 0.47 | 0.38 |

Batys Kazakhstan

| Age | Number of deaths, people | | | | | Number of deaths per 1000 people | | | | |
|--------------------|--------------------------|------|------|------|------|----------------------------------|------|------|------|------|
| | 2017 | 2018 | 2019 | 2020 | 2021 | 2017 | 2018 | 2019 | 2020 | 2021 |
| All youth | | | | | | | | | | |
| Total | 152 | 144 | 119 | 109 | 145 | 1.10 | 1.07 | 0.91 | 0.86 | 1.17 |
| 14-18 | 32 | 31 | 27 | 24 | 27 | 0.85 | 0.81 | 0.68 | 0.58 | 0.63 |
| 19-23 | 43 | 39 | 32 | 30 | 38 | 0.95 | 0.93 | 0.82 | 0.81 | 1.05 |
| 24-28 | 77 | 74 | 60 | 55 | 80 | 1.39 | 1.38 | 1.16 | 1.13 | 1.76 |
| Urban youth | | | | | | | | | | |
| Total | 74 | 78 | 50 | 46 | 78 | 1.07 | 1.16 | 0.77 | 0.74 | 1.31 |
| 14-18 | 11 | 11 | 10 | 10 | 15 | 0.66 | 0.63 | 0.56 | 0.53 | 0.76 |
| 19-23 | 24 | 22 | 8 | 12 | 18 | 1.09 | 1.07 | 0.42 | 0.67 | 1.04 |
| 24-28 | 39 | 45 | 32 | 24 | 45 | 1.28 | 1.53 | 1.16 | 0.96 | 1.99 |
| Rural youth | | | | | | | | | | |
| Total | 78 | 66 | 69 | 63 | 67 | 1.12 | 0.99 | 1.05 | 0.97 | 1.03 |
| 14-18 | 21 | 20 | 17 | 14 | 12 | 0.99 | 0.95 | 0.78 | 0.62 | 0.52 |
| 19-23 | 19 | 17 | 24 | 18 | 20 | 0.82 | 0.79 | 1.20 | 0.94 | 1.06 |
| 24-28 | 38 | 29 | 28 | 31 | 35 | 1.52 | 1.19 | 1.17 | 1.32 | 1.54 |
| Men | | | | | | | | | | |
| Total | 110 | 102 | 88 | 77 | 101 | 1.56 | 1.49 | 1.32 | 1.18 | 1.58 |
| 14-18 | 20 | 16 | 19 | 19 | 21 | 1.05 | 0.82 | 0.94 | 0.90 | 0.95 |
| 19-23 | 33 | 28 | 24 | 20 | 25 | 1.44 | 1.31 | 1.21 | 1.06 | 1.35 |
| 24-28 | 57 | 58 | 45 | 38 | 55 | 2.01 | 2.10 | 1.69 | 1.51 | 2.34 |
| Urban youth | | | | | | | | | | |
| Total | 53 | 53 | 32 | 33 | 53 | 1.59 | 1.61 | 1.00 | 1.07 | 1.76 |
| 14-18 | 8 | 5 | 5 | 7 | 10 | 0.99 | 0.58 | 0.55 | 0.73 | 0.98 |
| 19-23 | 18 | 14 | 6 | 9 | 10 | 1.69 | 1.40 | 0.65 | 1.02 | 1.17 |
| 24-28 | 27 | 34 | 21 | 17 | 33 | 1.86 | 2.40 | 1.55 | 1.36 | 2.92 |
| Rural youth | | | | | | | | | | |
| Total | 57 | 49 | 56 | 44 | 48 | 1.54 | 1.37 | 1.61 | 1.28 | 1.41 |
| 14-18 | 12 | 11 | 14 | 12 | 11 | 1.10 | 1.02 | 1.26 | 1.04 | 0.93 |
| 19-23 | 15 | 14 | 18 | 11 | 15 | 1.22 | 1.24 | 1.70 | 1.09 | 1.51 |
| 24-28 | 30 | 24 | 24 | 21 | 22 | 2.16 | 1.78 | 1.83 | 1.65 | 1.80 |
| Women | | | | | | | | | | |
| Total | 42 | 42 | 31 | 32 | 44 | 0.62 | 0.64 | 0.49 | 0.52 | 0.73 |
| 14-18 | 12 | 15 | 8 | 5 | 6 | 0.64 | 0.79 | 0.41 | 0.25 | 0.29 |
| 19-23 | 10 | 11 | 8 | 10 | 13 | 0.45 | 0.53 | 0.41 | 0.55 | 0.73 |
| 24-28 | 20 | 16 | 15 | 17 | 25 | 0.74 | 0.61 | 0.60 | 0.73 | 1.15 |
| Urban youth | | | | | | | | | | |
| Total | 21 | 25 | 18 | 13 | 25 | 0.59 | 0.72 | 0.55 | 0.42 | 0.84 |
| 14-18 | 3 | 6 | 5 | 3 | 5 | 0.36 | 0.69 | 0.57 | 0.33 | 0.52 |
| 19-23 | 6 | 8 | 2 | 3 | 8 | 0.53 | 0.75 | 0.20 | 0.33 | 0.91 |
| 24-28 | 12 | 11 | 11 | 7 | 12 | 0.76 | 0.72 | 0.78 | 0.56 | 1.06 |
| Rural youth | | | | | | | | | | |
| Total | 21 | 17 | 13 | 19 | 19 | 0.65 | 0.55 | 0.42 | 0.62 | 0.62 |
| 14-18 | 9 | 9 | 3 | 2 | 1 | 0.88 | 0.88 | 0.28 | 0.18 | 0.09 |
| 19-23 | 4 | 3 | 6 | 7 | 5 | 0.37 | 0.30 | 0.64 | 0.77 | 0.56 |
| 24-28 | 8 | 5 | 4 | 10 | 13 | 0.72 | 0.46 | 0.37 | 0.93 | 1.24 |

Zhambyl

| Age | Number of deaths, people | | | | | Number of deaths per 1000 people | | | | |
|--------------------|--------------------------|------|------|------|------|----------------------------------|------|------|------|------|
| | 2017 | 2018 | 2019 | 2020 | 2021 | 2017 | 2018 | 2019 | 2020 | 2021 |
| All youth | | | | | | | | | | |
| Total | 186 | 202 | 205 | 195 | 238 | 0.77 | 0.84 | 0.86 | 0.82 | 0.99 |
| 14-18 | 45 | 51 | 46 | 40 | 49 | 0.56 | 0.62 | 0.54 | 0.45 | 0.52 |
| 19-23 | 59 | 65 | 69 | 61 | 76 | 0.74 | 0.86 | 0.95 | 0.85 | 1.06 |
| 24-28 | 82 | 86 | 90 | 94 | 113 | 0.98 | 1.05 | 1.12 | 1.20 | 1.51 |
| Urban youth | | | | | | | | | | |
| Total | 90 | 90 | 85 | 83 | 100 | 0.97 | 1.00 | 0.96 | 0.94 | 1.11 |
| 14-18 | 20 | 21 | 18 | 15 | 25 | 0.68 | 0.70 | 0.58 | 0.46 | 0.71 |
| 19-23 | 26 | 33 | 27 | 23 | 27 | 0.88 | 1.19 | 1.01 | 0.87 | 1.00 |
| 24-28 | 44 | 36 | 40 | 45 | 48 | 1.30 | 1.11 | 1.29 | 1.54 | 1.73 |
| Rural youth | | | | | | | | | | |
| Total | 96 | 112 | 120 | 112 | 138 | 0.64 | 0.75 | 0.80 | 0.74 | 0.91 |
| 14-18 | 25 | 30 | 28 | 25 | 24 | 0.50 | 0.58 | 0.52 | 0.44 | 0.40 |
| 19-23 | 33 | 32 | 42 | 38 | 49 | 0.66 | 0.67 | 0.91 | 0.84 | 1.09 |
| 24-28 | 38 | 50 | 50 | 49 | 65 | 0.77 | 1.01 | 1.01 | 1.01 | 1.38 |
| Men | | | | | | | | | | |
| Total | 133 | 142 | 143 | 140 | 160 | 1.07 | 1.15 | 1.16 | 1.13 | 1.27 |
| 14-18 | 29 | 35 | 29 | 31 | 33 | 0.71 | 0.84 | 0.67 | 0.68 | 0.68 |
| 19-23 | 40 | 50 | 43 | 41 | 48 | 0.97 | 1.28 | 1.14 | 1.11 | 1.29 |
| 24-28 | 64 | 57 | 71 | 68 | 79 | 1.49 | 1.33 | 1.68 | 1.66 | 2.00 |
| Urban youth | | | | | | | | | | |
| Total | 61 | 63 | 59 | 64 | 63 | 1.31 | 1.38 | 1.31 | 1.42 | 1.37 |
| 14-18 | 12 | 15 | 11 | 15 | 15 | 0.79 | 0.97 | 0.68 | 0.88 | 0.83 |
| 19-23 | 15 | 25 | 16 | 15 | 15 | 1.00 | 1.78 | 1.18 | 1.12 | 1.09 |
| 24-28 | 34 | 23 | 32 | 34 | 33 | 2.06 | 1.43 | 2.06 | 2.29 | 2.34 |
| Rural youth | | | | | | | | | | |
| Total | 72 | 79 | 84 | 76 | 97 | 0.92 | 1.01 | 1.08 | 0.97 | 1.22 |
| 14-18 | 17 | 20 | 18 | 16 | 18 | 0.67 | 0.76 | 0.66 | 0.55 | 0.59 |
| 19-23 | 25 | 25 | 27 | 26 | 33 | 0.95 | 1.00 | 1.12 | 1.10 | 1.40 |
| 24-28 | 30 | 34 | 39 | 34 | 46 | 1.14 | 1.28 | 1.47 | 1.30 | 1.81 |
| Women | | | | | | | | | | |
| Total | 53 | 60 | 62 | 55 | 78 | 0.45 | 0.52 | 0.54 | 0.48 | 0.67 |
| 14-18 | 16 | 16 | 17 | 9 | 16 | 0.41 | 0.40 | 0.41 | 0.21 | 0.35 |
| 19-23 | 19 | 15 | 26 | 20 | 28 | 0.49 | 0.41 | 0.74 | 0.58 | 0.81 |
| 24-28 | 18 | 29 | 19 | 26 | 34 | 0.44 | 0.74 | 0.49 | 0.70 | 0.96 |
| Urban youth | | | | | | | | | | |
| Total | 29 | 27 | 26 | 19 | 37 | 0.63 | 0.61 | 0.60 | 0.44 | 0.85 |
| 14-18 | 8 | 6 | 7 | 0 | 10 | 0.56 | 0.41 | 0.47 | 0.00 | 0.59 |
| 19-23 | 11 | 8 | 11 | 8 | 12 | 0.75 | 0.59 | 0.84 | 0.62 | 0.90 |
| 24-28 | 10 | 13 | 8 | 11 | 15 | 0.58 | 0.80 | 0.52 | 0.76 | 1.10 |
| Rural youth | | | | | | | | | | |
| Total | 24 | 33 | 36 | 36 | 41 | 0.33 | 0.46 | 0.50 | 0.50 | 0.57 |
| 14-18 | 8 | 10 | 10 | 9 | 6 | 0.32 | 0.39 | 0.38 | 0.33 | 0.21 |
| 19-23 | 8 | 7 | 15 | 12 | 16 | 0.33 | 0.31 | 0.68 | 0.56 | 0.75 |
| 24-28 | 8 | 16 | 11 | 15 | 19 | 0.34 | 0.69 | 0.48 | 0.66 | 0.88 |

Karagandy

| Age | Number of deaths, people | | | | | Number of deaths per 1000 people | | | | |
|--------------------|--------------------------|------|------|------|------|----------------------------------|------|------|------|------|
| | 2017 | 2018 | 2019 | 2020 | 2021 | 2017 | 2018 | 2019 | 2020 | 2021 |
| All youth | | | | | | | | | | |
| Total | 278 | 261 | 260 | 222 | 221 | 0.97 | 0.94 | 0.96 | 0.84 | 0.85 |
| 14-18 | 35 | 46 | 38 | 39 | 47 | 0.44 | 0.57 | 0.46 | 0.45 | 0.52 |
| 19-23 | 76 | 82 | 82 | 62 | 69 | 0.82 | 0.94 | 0.99 | 0.79 | 0.90 |
| 24-28 | 167 | 133 | 140 | 121 | 105 | 1.47 | 1.22 | 1.35 | 1.23 | 1.13 |
| Urban youth | | | | | | | | | | |
| Total | 212 | 189 | 201 | 172 | 171 | 0.95 | 0.87 | 0.96 | 0.84 | 0.85 |
| 14-18 | 24 | 32 | 23 | 22 | 33 | 0.40 | 0.53 | 0.37 | 0.34 | 0.48 |
| 19-23 | 56 | 57 | 62 | 48 | 53 | 0.79 | 0.85 | 0.98 | 0.79 | 0.89 |
| 24-28 | 132 | 100 | 116 | 102 | 85 | 1.41 | 1.13 | 1.39 | 1.31 | 1.17 |
| Rural youth | | | | | | | | | | |
| Total | 66 | 72 | 59 | 50 | 50 | 1.06 | 1.18 | 0.97 | 0.83 | 0.70 |
| 14-18 | 11 | 14 | 15 | 17 | 14 | 0.55 | 0.69 | 0.72 | 0.80 | 0.56 |
| 19-23 | 20 | 25 | 20 | 14 | 16 | 0.91 | 1.22 | 1.04 | 0.77 | 0.63 |
| 24-28 | 35 | 33 | 24 | 19 | 20 | 1.74 | 1.62 | 1.16 | 0.93 | 0.91 |

Continuation

| Age | Number of deaths, people | | | | | Number of deaths per 1000 people | | | | |
|--------------------|--------------------------|------|------|------|------|----------------------------------|------|------|------|------|
| | 2017 | 2018 | 2019 | 2020 | 2021 | 2017 | 2018 | 2019 | 2020 | 2021 |
| Men | | | | | | | | | | |
| Total | 178 | 212 | 190 | 162 | 158 | 1.22 | 1.49 | 1.37 | 1.20 | 1.19 |
| 14-18 | 15 | 34 | 23 | 27 | 33 | 0.37 | 0.82 | 0.54 | 0.61 | 0.72 |
| 19-23 | 52 | 64 | 60 | 45 | 50 | 1.09 | 1.42 | 1.41 | 1.11 | 1.26 |
| 24-28 | 111 | 114 | 107 | 90 | 75 | 1.93 | 2.06 | 2.01 | 1.78 | 1.58 |
| Urban youth | | | | | | | | | | |
| Total | 136 | 154 | 145 | 123 | 117 | 1.21 | 1.41 | 1.37 | 1.19 | 1.15 |
| 14-18 | 10 | 25 | 11 | 15 | 21 | 0.32 | 0.80 | 0.34 | 0.45 | 0.60 |
| 19-23 | 42 | 43 | 46 | 33 | 39 | 1.17 | 1.26 | 1.42 | 1.06 | 1.28 |
| 24-28 | 84 | 86 | 88 | 75 | 57 | 1.83 | 1.96 | 2.12 | 1.92 | 1.55 |
| Rural youth | | | | | | | | | | |
| Total | 42 | 58 | 45 | 39 | 41 | 1.26 | 1.77 | 1.39 | 1.23 | 3.12 |
| 14-18 | 5 | 9 | 12 | 12 | 12 | 0.49 | 0.86 | 1.13 | 1.11 | 1.63 |
| 19-23 | 10 | 21 | 14 | 12 | 11 | 0.85 | 1.94 | 1.38 | 1.26 | 3.57 |
| 24-28 | 27 | 28 | 19 | 15 | 18 | 2.36 | 2.43 | 1.64 | 1.33 | 4.24 |
| Women | | | | | | | | | | |
| Total | 100 | 49 | 70 | 60 | 63 | 0.71 | 0.36 | 0.53 | 0.47 | 0.50 |
| 14-18 | 20 | 12 | 15 | 12 | 14 | 0.52 | 0.31 | 0.37 | 0.28 | 0.32 |
| 19-23 | 24 | 18 | 22 | 17 | 19 | 0.53 | 0.42 | 0.55 | 0.45 | 0.51 |
| 24-28 | 56 | 19 | 33 | 31 | 30 | 0.99 | 0.35 | 0.65 | 0.65 | 0.66 |
| Total | 76 | 35 | 56 | 49 | 54 | 0.68 | 0.33 | 0.54 | 0.49 | 0.55 |
| 14-18 | 14 | 7 | 12 | 7 | 12 | 0.49 | 0.24 | 0.40 | 0.22 | 0.36 |
| 19-23 | 14 | 14 | 16 | 15 | 14 | 0.40 | 0.43 | 0.52 | 0.51 | 0.48 |
| 24-28 | 48 | 14 | 28 | 27 | 28 | 1.01 | 0.31 | 0.67 | 0.69 | 0.77 |
| Rural youth | | | | | | | | | | |
| Total | 24 | 14 | 14 | 11 | 9 | 0.84 | 0.49 | 0.49 | 0.39 | 0.32 |
| 14-18 | 6 | 5 | 3 | 5 | 2 | 0.61 | 0.51 | 0.29 | 0.48 | 0.19 |
| 19-23 | 10 | 4 | 6 | 2 | 5 | 0.98 | 0.42 | 0.66 | 0.23 | 0.60 |
| 24-28 | 8 | 5 | 5 | 4 | 2 | 0.92 | 0.57 | 0.55 | 0.44 | 0.22 |

Kostanai

| Age | Number of deaths, people | | | | | Number of deaths per 1000 people | | | | |
|--------------------|--------------------------|------|------|------|------|----------------------------------|------|------|------|------|
| | 2017 | 2018 | 2019 | 2020 | 2021 | 2017 | 2018 | 2019 | 2020 | 2021 |
| All youth | | | | | | | | | | |
| Total | 178 | 171 | 138 | 147 | 139 | 0.98 | 0.99 | 0.83 | 0.92 | 0.90 |
| 14-18 | 25 | 28 | 22 | 19 | 29 | 0.50 | 0.56 | 0.43 | 0.37 | 0.56 |
| 19-23 | 53 | 47 | 42 | 49 | 30 | 0.96 | 0.90 | 0.84 | 1.02 | 0.63 |
| 24-28 | 100 | 96 | 74 | 79 | 80 | 1.31 | 1.35 | 1.13 | 1.32 | 1.45 |
| Urban youth | | | | | | | | | | |
| Total | 80 | 80 | 59 | 71 | 74 | 0.85 | 0.88 | 0.65 | 0.82 | 0.88 |
| 14-18 | 7 | 14 | 9 | 4 | 14 | 0.31 | 0.60 | 0.35 | 0.15 | 0.52 |
| 19-23 | 33 | 16 | 12 | 22 | 14 | 1.23 | 0.62 | 0.46 | 0.86 | 0.55 |
| 24-28 | 40 | 50 | 38 | 45 | 46 | 0.89 | 1.21 | 0.98 | 1.30 | 1.47 |
| Rural youth | | | | | | | | | | |
| Total | 98 | 91 | 79 | 76 | 65 | 1.13 | 1.10 | 1.05 | 1.04 | 0.92 |
| 14-18 | 18 | 14 | 13 | 15 | 15 | 0.67 | 0.52 | 0.51 | 0.60 | 0.61 |
| 19-23 | 20 | 31 | 30 | 27 | 16 | 0.71 | 1.18 | 1.27 | 1.19 | 0.72 |
| 24-28 | 60 | 46 | 36 | 34 | 34 | 1.92 | 1.54 | 1.35 | 1.35 | 1.44 |
| Men | | | | | | | | | | |
| Total | 131 | 121 | 102 | 107 | 95 | 1.42 | 1.36 | 1.19 | 1.30 | 1.19 |
| 14-18 | 16 | 14 | 16 | 17 | 17 | 0.63 | 0.54 | 0.62 | 0.65 | 0.64 |
| 19-23 | 42 | 39 | 29 | 35 | 19 | 1.48 | 1.44 | 1.12 | 1.40 | 0.78 |
| 24-28 | 73 | 68 | 57 | 55 | 59 | 1.90 | 1.88 | 1.70 | 1.78 | 2.06 |
| Urban youth | | | | | | | | | | |
| Total | 56 | 52 | 46 | 53 | 46 | 1.19 | 1.15 | 1.01 | 1.21 | 1.08 |
| 14-18 | 3 | 6 | 5 | 4 | 7 | 0.25 | 0.49 | 0.38 | 0.30 | 0.50 |
| 19-23 | 26 | 12 | 10 | 16 | 7 | 1.90 | 0.91 | 0.74 | 1.22 | 0.54 |
| 24-28 | 27 | 34 | 31 | 33 | 32 | 1.25 | 1.70 | 1.63 | 1.92 | 2.05 |
| Rural youth | | | | | | | | | | |
| Total | 75 | 69 | 56 | 54 | 49 | 1.65 | 1.58 | 1.41 | 1.41 | 1.32 |
| 14-18 | 13 | 8 | 11 | 13 | 10 | 0.95 | 0.59 | 0.86 | 1.02 | 0.79 |
| 19-23 | 16 | 27 | 19 | 19 | 12 | 1.08 | 1.94 | 1.52 | 1.59 | 1.04 |
| 24-28 | 46 | 34 | 26 | 22 | 27 | 2.74 | 2.11 | 1.80 | 1.60 | 2.08 |

| Age | Number of deaths, people | | | | | Number of deaths per 1000 people | | | | |
|--------------------|--------------------------|------|------|------|------|----------------------------------|------|------|------|------|
| | 2017 | 2018 | 2019 | 2020 | 2021 | 2017 | 2018 | 2019 | 2020 | 2021 |
| Women | | | | | | | | | | |
| Total | 47 | 50 | 36 | 40 | 44 | 0.53 | 0.59 | 0.45 | 0.52 | 0.59 |
| 14-18 | 9 | 14 | 6 | 2 | 12 | 0.37 | 0.57 | 0.24 | 0.08 | 0.48 |
| 19-23 | 11 | 8 | 13 | 14 | 11 | 0.41 | 0.32 | 0.54 | 0.60 | 0.48 |
| 24-28 | 27 | 28 | 17 | 24 | 21 | 0.71 | 0.80 | 0.53 | 0.83 | 0.80 |
| Urban youth | | | | | | | | | | |
| Total | 24 | 28 | 13 | 18 | 28 | 0.51 | 0.62 | 0.29 | 0.42 | 0.68 |
| 14-18 | 4 | 8 | 4 | 0 | 7 | 0.37 | 0.71 | 0.33 | 0.00 | 0.53 |
| 19-23 | 7 | 4 | 2 | 6 | 7 | 0.53 | 0.32 | 0.16 | 0.48 | 0.57 |
| 24-28 | 13 | 16 | 7 | 12 | 14 | 0.55 | 0.75 | 0.36 | 0.69 | 0.89 |
| Rural youth | | | | | | | | | | |
| Total | 23 | 22 | 23 | 22 | 16 | 0.56 | 0.56 | 0.64 | 0.64 | 0.48 |
| 14-18 | 5 | 6 | 2 | 2 | 5 | 0.38 | 0.45 | 0.16 | 0.16 | 0.41 |
| 19-23 | 4 | 4 | 11 | 8 | 4 | 0.30 | 0.32 | 0.99 | 0.74 | 0.38 |
| 24-28 | 14 | 12 | 10 | 12 | 7 | 0.96 | 0.87 | 0.82 | 1.05 | 0.65 |

Kyzylorda

| Age | Number of deaths, people | | | | | Number of deaths per 1000 people | | | | |
|--------------------|--------------------------|------|------|------|------|----------------------------------|------|------|------|------|
| | 2017 | 2018 | 2019 | 2020 | 2021 | 2017 | 2018 | 2019 | 2020 | 2021 |
| All youth | | | | | | | | | | |
| Total | 157 | 163 | 142 | 117 | 156 | 0.88 | 0.92 | 0.81 | 0.66 | 0.88 |
| 14-18 | 41 | 34 | 24 | 23 | 38 | 0.72 | 0.59 | 0.40 | 0.37 | 0.58 |
| 19-23 | 47 | 63 | 52 | 40 | 51 | 0.79 | 1.11 | 0.96 | 0.75 | 0.96 |
| 24-28 | 69 | 66 | 66 | 54 | 67 | 1.10 | 1.05 | 1.06 | 0.89 | 1.15 |
| Urban youth | | | | | | | | | | |
| Total | 69 | 70 | 64 | 53 | 59 | 0.92 | 0.95 | 0.87 | 0.72 | 0.80 |
| 14-18 | 15 | 12 | 10 | 11 | 14 | 0.67 | 0.53 | 0.42 | 0.44 | 0.52 |
| 19-23 | 20 | 32 | 18 | 16 | 20 | 0.84 | 1.40 | 0.81 | 0.73 | 0.91 |
| 24-28 | 34 | 26 | 36 | 26 | 25 | 1.19 | 0.92 | 1.31 | 0.99 | 1.01 |
| Rural youth | | | | | | | | | | |
| Total | 88 | 93 | 78 | 64 | 97 | 0.84 | 0.90 | 0.76 | 0.62 | 0.94 |
| 14-18 | 26 | 22 | 14 | 12 | 24 | 0.75 | 0.63 | 0.39 | 0.33 | 0.62 |
| 19-23 | 27 | 31 | 34 | 24 | 31 | 0.76 | 0.92 | 1.05 | 0.76 | 1.00 |
| 24-28 | 35 | 40 | 30 | 28 | 42 | 1.03 | 1.15 | 0.86 | 0.81 | 1.25 |
| Men | | | | | | | | | | |
| Total | 118 | 114 | 104 | 77 | 108 | 1.27 | 1.24 | 1.13 | 0.84 | 1.18 |
| 14-18 | 31 | 24 | 16 | 14 | 25 | 1.07 | 0.82 | 0.53 | 0.45 | 0.75 |
| 19-23 | 38 | 45 | 38 | 25 | 39 | 1.22 | 1.51 | 1.33 | 0.90 | 1.42 |
| 24-28 | 49 | 45 | 50 | 38 | 44 | 1.49 | 1.35 | 1.51 | 1.18 | 1.42 |
| Urban youth | | | | | | | | | | |
| Total | 52 | 46 | 45 | 36 | 32 | 1.35 | 1.21 | 1.19 | 0.96 | 0.85 |
| 14-18 | 14 | 7 | 7 | 7 | 7 | 1.22 | 0.60 | 0.58 | 0.55 | 0.52 |
| 19-23 | 15 | 23 | 12 | 12 | 15 | 1.23 | 1.96 | 1.05 | 1.06 | 1.33 |
| 24-28 | 23 | 16 | 26 | 17 | 10 | 1.55 | 1.09 | 1.83 | 1.26 | 0.78 |
| Rural youth | | | | | | | | | | |
| Total | 66 | 68 | 59 | 41 | 76 | 1.21 | 1.25 | 1.09 | 0.76 | 1.40 |
| 14-18 | 17 | 17 | 9 | 7 | 18 | 0.97 | 0.97 | 0.50 | 0.38 | 0.91 |
| 19-23 | 23 | 22 | 26 | 13 | 24 | 1.21 | 1.22 | 1.51 | 0.78 | 1.48 |
| 24-28 | 26 | 29 | 24 | 21 | 34 | 1.44 | 1.56 | 1.28 | 1.12 | 1.86 |
| Women | | | | | | | | | | |
| Total | 39 | 49 | 38 | 40 | 48 | 0.45 | 0.58 | 0.45 | 0.47 | 0.57 |
| 14-18 | 10 | 10 | 8 | 9 | 13 | 0.36 | 0.35 | 0.27 | 0.29 | 0.40 |
| 19-23 | 9 | 18 | 14 | 15 | 12 | 0.32 | 0.67 | 0.54 | 0.59 | 0.47 |
| 24-28 | 20 | 21 | 16 | 16 | 23 | 0.67 | 0.71 | 0.54 | 0.56 | 0.85 |
| Urban youth | | | | | | | | | | |
| Total | 17 | 24 | 19 | 17 | 27 | 0.47 | 0.67 | 0.53 | 0.48 | 0.76 |
| 14-18 | 1 | 5 | 3 | 4 | 7 | 0.09 | 0.45 | 0.26 | 0.32 | 0.53 |
| 19-23 | 5 | 9 | 6 | 4 | 5 | 0.42 | 0.81 | 0.56 | 0.38 | 0.47 |
| 24-28 | 11 | 10 | 10 | 9 | 15 | 0.80 | 0.74 | 0.76 | 0.71 | 1.26 |
| Rural youth | | | | | | | | | | |
| Total | 22 | 25 | 19 | 23 | 21 | 0.44 | 0.51 | 0.39 | 0.47 | 0.43 |
| 14-18 | 9 | 5 | 5 | 5 | 6 | 0.53 | 0.29 | 0.28 | 0.27 | 0.32 |
| 19-23 | 4 | 9 | 8 | 11 | 7 | 0.24 | 0.57 | 0.53 | 0.74 | 0.47 |
| 24-28 | 9 | 11 | 6 | 7 | 8 | 0.56 | 0.68 | 0.37 | 0.44 | 0.52 |

Mangystau

| Age | Number of deaths, people | | | | | Number of deaths per 1000 people | | | | |
|--------------------|--------------------------|------|------|------|------|----------------------------------|------|------|------|------|
| | 2017 | 2018 | 2019 | 2020 | 2021 | 2017 | 2018 | 2019 | 2020 | 2021 |
| All youth | | | | | | | | | | |
| Total | 126 | 120 | 113 | 89 | 129 | 0.86 | 0.82 | 0.77 | 0.60 | 0.85 |
| 14-18 | 17 | 21 | 25 | 24 | 30 | 0.39 | 0.46 | 0.51 | 0.46 | 0.54 |
| 19-23 | 45 | 53 | 36 | 34 | 40 | 0.97 | 1.19 | 0.82 | 0.77 | 0.90 |
| 24-28 | 64 | 46 | 52 | 31 | 59 | 1.14 | 0.83 | 0.96 | 0.59 | 1.16 |
| Urban youth | | | | | | | | | | |
| Total | 57 | 58 | 51 | 33 | 53 | 1.02 | 1.08 | 0.94 | 0.59 | 0.92 |
| 14-18 | 8 | 10 | 9 | 7 | 14 | 0.47 | 0.57 | 0.48 | 0.35 | 0.64 |
| 19-23 | 14 | 27 | 16 | 12 | 13 | 0.81 | 1.70 | 1.03 | 0.75 | 0.77 |
| 24-28 | 35 | 21 | 26 | 14 | 26 | 1.63 | 1.03 | 1.31 | 0.72 | 1.35 |
| Rural youth | | | | | | | | | | |
| Total | 69 | 62 | 62 | 56 | 76 | 0.76 | 0.67 | 0.67 | 0.60 | 0.81 |
| 14-18 | 9 | 11 | 16 | 17 | 16 | 0.33 | 0.39 | 0.53 | 0.53 | 0.47 |
| 19-23 | 31 | 26 | 20 | 22 | 27 | 1.06 | 0.90 | 0.71 | 0.79 | 0.97 |
| 24-28 | 29 | 25 | 26 | 17 | 33 | 0.84 | 0.72 | 0.76 | 0.51 | 1.04 |
| Men | | | | | | | | | | |
| Total | 86 | 78 | 77 | 63 | 95 | 1.14 | 1.04 | 1.02 | 0.82 | 1.22 |
| 14-18 | 7 | 10 | 14 | 17 | 18 | 0.31 | 0.42 | 0.56 | 0.64 | 0.63 |
| 19-23 | 25 | 37 | 24 | 23 | 32 | 1.04 | 1.06 | 1.06 | 1.01 | 1.39 |
| 24-28 | 54 | 31 | 39 | 23 | 45 | 1.89 | 1.10 | 1.41 | 0.85 | 1.72 |
| Urban youth | | | | | | | | | | |
| Total | 36 | 37 | 34 | 21 | 32 | 1.20 | 1.28 | 1.17 | 0.71 | 1.04 |
| 14-18 | 2 | 4 | 5 | 6 | 6 | 0.22 | 0.43 | 0.51 | 0.57 | 0.52 |
| 19-23 | 6 | 19 | 9 | 7 | 9 | 0.63 | 2.19 | 1.07 | 0.82 | 1.01 |
| 24-28 | 28 | 14 | 20 | 8 | 17 | 2.47 | 1.28 | 1.87 | 0.76 | 1.66 |
| Rural youth | | | | | | | | | | |
| Total | 50 | 41 | 43 | 42 | 63 | 1.10 | 0.89 | 0.93 | 0.90 | 1.34 |
| 14-18 | 5 | 6 | 9 | 11 | 12 | 0.37 | 0.42 | 0.59 | 0.68 | 0.70 |
| 19-23 | 19 | 18 | 15 | 16 | 23 | 1.31 | 1.25 | 1.05 | 1.13 | 1.63 |
| 24-28 | 26 | 17 | 19 | 15 | 28 | 1.52 | 0.99 | 1.12 | 0.91 | 1.76 |
| Women | | | | | | | | | | |
| Total | 40 | 42 | 36 | 26 | 34 | 0.56 | 0.59 | 0.50 | 0.36 | 0.46 |
| 14-18 | 10 | 11 | 11 | 7 | 12 | 0.47 | 0.49 | 0.46 | 0.28 | 0.45 |
| 19-23 | 20 | 16 | 12 | 11 | 8 | 0.89 | 0.74 | 0.57 | 0.52 | 0.37 |
| 24-28 | 10 | 15 | 13 | 8 | 14 | 0.36 | 0.55 | 0.49 | 0.31 | 0.56 |
| Urban youth | | | | | | | | | | |
| Total | 21 | 21 | 17 | 12 | 21 | 0.81 | 0.84 | 0.68 | 0.46 | 0.77 |
| 14-18 | 6 | 6 | 4 | 1 | 8 | 0.76 | 0.73 | 0.45 | 0.10 | 0.78 |
| 19-23 | 8 | 8 | 7 | 5 | 4 | 1.03 | 1.11 | 0.98 | 0.68 | 0.50 |
| 24-28 | 7 | 7 | 6 | 6 | 9 | 0.69 | 0.74 | 0.66 | 0.67 | 1.00 |
| Rural youth | | | | | | | | | | |
| Total | 19 | 21 | 19 | 14 | 13 | 0.42 | 0.46 | 0.41 | 0.30 | 0.28 |
| 14-18 | 4 | 5 | 7 | 6 | 4 | 0.30 | 0.35 | 0.47 | 0.38 | 0.24 |
| 19-23 | 12 | 8 | 5 | 6 | 4 | 0.81 | 0.56 | 0.36 | 0.43 | 0.29 |
| 24-28 | 3 | 8 | 7 | 2 | 5 | 0.17 | 0.46 | 0.40 | 0.12 | 0.31 |

Pavlodar

| Age | Number of deaths, people | | | | | Number of deaths per 1000 people | | | | |
|--------------------|--------------------------|------|------|------|------|----------------------------------|------|------|------|------|
| | 2017 | 2018 | 2019 | 2020 | 2021 | 2017 | 2018 | 2019 | 2020 | 2021 |
| All youth | | | | | | | | | | |
| Total | 136 | 123 | 117 | 127 | 108 | 0.92 | 0.87 | 0.85 | 0.95 | 0.82 |
| 14-18 | 24 | 20 | 18 | 23 | 24 | 0.59 | 0.48 | 0.42 | 0.52 | 0.52 |
| 19-23 | 33 | 32 | 34 | 32 | 39 | 0.71 | 0.74 | 0.83 | 0.82 | 1.01 |
| 24-28 | 79 | 71 | 65 | 72 | 45 | 1.30 | 1.24 | 1.21 | 1.44 | 0.96 |
| Urban youth | | | | | | | | | | |
| Total | 76 | 85 | 64 | 84 | 66 | 0.75 | 0.88 | 0.69 | 0.94 | 0.75 |
| 14-18 | 15 | 14 | 8 | 12 | 17 | 0.58 | 0.53 | 0.29 | 0.42 | 0.57 |
| 19-23 | 19 | 23 | 18 | 19 | 24 | 0.62 | 0.80 | 0.67 | 0.73 | 0.94 |
| 24-28 | 42 | 48 | 38 | 53 | 25 | 0.93 | 1.15 | 0.99 | 1.50 | 0.77 |
| Rural youth | | | | | | | | | | |
| Total | 60 | 38 | 53 | 43 | 42 | 1.32 | 0.85 | 1.20 | 0.98 | 0.97 |
| 14-18 | 9 | 6 | 10 | 11 | 7 | 0.63 | 0.41 | 0.66 | 0.70 | 0.44 |
| 19-23 | 14 | 9 | 16 | 13 | 15 | 0.91 | 0.62 | 1.16 | 0.98 | 1.17 |
| 24-28 | 37 | 23 | 27 | 19 | 20 | 2.37 | 1.49 | 1.77 | 1.28 | 1.41 |

Continuation

| Age | Number of deaths, people | | | | | Number of deaths per 1000 people | | | | |
|--------------------|--------------------------|------|------|------|------|----------------------------------|------|------|------|------|
| | 2017 | 2018 | 2019 | 2020 | 2021 | 2017 | 2018 | 2019 | 2020 | 2021 |
| Men | | | | | | | | | | |
| Total | 101 | 91 | 96 | 85 | 79 | 1.34 | 1.25 | 1.36 | 1.24 | 1.17 |
| 14-18 | 14 | 15 | 15 | 14 | 14 | 0.68 | 0.71 | 0.69 | 0.62 | 0.60 |
| 19-23 | 27 | 25 | 26 | 18 | 28 | 1.14 | 1.13 | 1.24 | 0.90 | 1.42 |
| 24-28 | 60 | 51 | 55 | 53 | 37 | 1.95 | 1.75 | 2.00 | 2.04 | 1.52 |
| Urban youth | | | | | | | | | | |
| Total | 55 | 62 | 52 | 53 | 45 | 1.08 | 1.27 | 1.11 | 1.17 | 1.01 |
| 14-18 | 9 | 10 | 7 | 6 | 9 | 0.68 | 0.74 | 0.50 | 0.42 | 0.60 |
| 19-23 | 14 | 17 | 14 | 10 | 16 | 0.90 | 1.17 | 1.03 | 0.76 | 1.23 |
| 24-28 | 32 | 35 | 31 | 37 | 20 | 1.45 | 1.69 | 1.61 | 2.08 | 1.22 |
| Rural youth | | | | | | | | | | |
| Total | 46 | 29 | 44 | 32 | 34 | 1.91 | 1.22 | 1.87 | 1.38 | 1.48 |
| 14-18 | 5 | 5 | 8 | 8 | 5 | 0.68 | 0.65 | 1.01 | 0.99 | 0.60 |
| 19-23 | 13 | 8 | 12 | 8 | 12 | 1.60 | 1.05 | 1.65 | 1.15 | 1.76 |
| 24-28 | 28 | 16 | 24 | 16 | 17 | 3.25 | 1.88 | 2.88 | 1.96 | 2.17 |
| Women | | | | | | | | | | |
| Total | 35 | 32 | 21 | 42 | 29 | 0.49 | 0.46 | 0.32 | 0.65 | 0.46 |
| 14-18 | 10 | 5 | 3 | 9 | 10 | 0.51 | 0.25 | 0.14 | 0.42 | 0.45 |
| 19-23 | 6 | 7 | 8 | 14 | 11 | 0.27 | 0.34 | 0.40 | 0.74 | 0.59 |
| 24-28 | 19 | 20 | 10 | 19 | 8 | 0.64 | 0.71 | 0.38 | 0.79 | 0.36 |
| Urban youth | | | | | | | | | | |
| Total | 21 | 23 | 12 | 31 | 21 | 0.41 | 0.48 | 0.26 | 0.70 | 0.48 |
| 14-18 | 6 | 4 | 1 | 6 | 8 | 0.47 | 0.31 | 0.07 | 0.43 | 0.55 |
| 19-23 | 5 | 6 | 4 | 9 | 8 | 0.33 | 0.43 | 0.30 | 0.70 | 0.63 |
| 24-28 | 10 | 13 | 7 | 16 | 5 | 0.44 | 0.62 | 0.37 | 0.92 | 0.31 |
| Rural youth | | | | | | | | | | |
| Total | 14 | 9 | 9 | 11 | 8 | 0.66 | 0.43 | 0.43 | 0.54 | 0.40 |
| 14-18 | 4 | 1 | 2 | 3 | 2 | 0.57 | 0.14 | 0.27 | 0.40 | 0.26 |
| 19-23 | 1 | 1 | 4 | 5 | 3 | 0.14 | 0.15 | 0.61 | 0.80 | 0.50 |
| 24-28 | 9 | 7 | 3 | 3 | 3 | 1.29 | 1.01 | 0.43 | 0.45 | 0.47 |

Soltustik Kazakhstan

| Age | Number of deaths, people | | | | | Number of deaths per 1000 people | | | | |
|--------------------|--------------------------|------|------|------|------|----------------------------------|------|------|------|------|
| | 2017 | 2018 | 2019 | 2020 | 2021 | 2017 | 2018 | 2019 | 2020 | 2021 |
| All youth | | | | | | | | | | |
| Total | 133 | 114 | 117 | 103 | 93 | 1.26 | 1.11 | 1.16 | 1.03 | 0.95 |
| 14-18 | 16 | 18 | 27 | 15 | 12 | 0.49 | 0.54 | 0.81 | 0.44 | 0.35 |
| 19-23 | 38 | 34 | 32 | 27 | 27 | 1.08 | 1.03 | 1.01 | 0.88 | 0.89 |
| 24-28 | 79 | 62 | 58 | 61 | 54 | 2.09 | 1.68 | 1.60 | 1.74 | 1.62 |
| Urban youth | | | | | | | | | | |
| Total | 42 | 37 | 38 | 31 | 36 | 0.86 | 0.79 | 0.85 | 0.72 | 0.85 |
| 14-18 | 6 | 6 | 10 | 1 | 1 | 0.53 | 0.51 | 0.83 | 0.08 | 0.08 |
| 19-23 | 7 | 13 | 8 | 8 | 10 | 0.47 | 0.91 | 0.59 | 0.61 | 0.79 |
| 24-28 | 29 | 18 | 20 | 22 | 25 | 1.29 | 0.87 | 1.05 | 1.24 | 1.48 |
| Rural youth | | | | | | | | | | |
| Total | 91 | 77 | 79 | 72 | 57 | 1.60 | 1.37 | 1.40 | 1.28 | 1.02 |
| 14-18 | 10 | 12 | 17 | 14 | 11 | 0.47 | 0.56 | 0.79 | 0.65 | 0.51 |
| 19-23 | 31 | 21 | 24 | 19 | 17 | 1.54 | 1.12 | 1.34 | 1.08 | 0.96 |
| 24-28 | 50 | 44 | 38 | 39 | 29 | 3.25 | 2.74 | 2.22 | 2.25 | 1.76 |
| Men | | | | | | | | | | |
| Total | 105 | 91 | 85 | 80 | 73 | 1.89 | 1.68 | 1.60 | 1.53 | 1.42 |
| 14-18 | 11 | 15 | 15 | 10 | 9 | 0.65 | 0.88 | 0.87 | 0.57 | 0.51 |
| 19-23 | 31 | 30 | 26 | 19 | 22 | 1.68 | 1.74 | 1.58 | 1.18 | 1.39 |
| 24-28 | 63 | 46 | 44 | 51 | 42 | 3.11 | 2.33 | 2.27 | 2.73 | 2.36 |
| Urban youth | | | | | | | | | | |
| Total | 31 | 31 | 24 | 20 | 26 | 1.29 | 1.34 | 1.07 | 0.92 | 1.22 |
| 14-18 | 4 | 6 | 3 | 1 | 0 | 0.69 | 0.99 | 0.48 | 0.15 | 0.00 |
| 19-23 | 5 | 11 | 7 | 5 | 7 | 0.68 | 1.58 | 1.05 | 0.77 | 1.11 |
| 24-28 | 22 | 14 | 14 | 14 | 19 | 2.03 | 1.38 | 1.49 | 1.60 | 2.29 |
| Rural youth | | | | | | | | | | |
| Total | 74 | 60 | 61 | 60 | 47 | 2.34 | 1.94 | 1.98 | 1.96 | 1.57 |
| 14-18 | 7 | 9 | 12 | 9 | 9 | 0.63 | 0.81 | 1.09 | 0.82 | 0.81 |
| 19-23 | 26 | 19 | 19 | 14 | 15 | 2.35 | 1.84 | 1.94 | 1.46 | 1.59 |
| 24-28 | 41 | 32 | 30 | 37 | 23 | 4.35 | 3.34 | 3.00 | 3.72 | 2.43 |

Continuation

| Age | Number of deaths, people | | | | | Number of deaths per 1000 people | | | | |
|--------------------|--------------------------|------|------|------|------|----------------------------------|------|------|------|------|
| | 2017 | 2018 | 2019 | 2020 | 2021 | 2017 | 2018 | 2019 | 2020 | 2021 |
| Women | | | | | | | | | | |
| Total | 28 | 23 | 32 | 23 | 20 | 0.56 | 0.47 | 0.67 | 0.48 | 0.43 |
| 14-18 | 5 | 3 | 12 | 5 | 3 | 0.32 | 0.19 | 0.74 | 0.30 | 0.18 |
| 19-23 | 7 | 4 | 6 | 8 | 5 | 0.42 | 0.25 | 0.40 | 0.54 | 0.34 |
| 24-28 | 16 | 16 | 14 | 10 | 12 | 0.91 | 0.94 | 0.83 | 0.61 | 0.77 |
| Urban youth | | | | | | | | | | |
| Total | 11 | 6 | 14 | 11 | 10 | 0.44 | 0.25 | 0.62 | 0.51 | 0.47 |
| 14-18 | 2 | 0 | 7 | 0 | 1 | 0.36 | 0.36 | 1.21 | 0.00 | 0.16 |
| 19-23 | 2 | 2 | 1 | 3 | 3 | 0.26 | 0.27 | 0.14 | 0.45 | 0.47 |
| 24-28 | 7 | 4 | 6 | 8 | 6 | 0.60 | 0.38 | 0.62 | 0.90 | 0.70 |
| Rural youth | | | | | | | | | | |
| Total | 17 | 17 | 18 | 12 | 10 | 0.67 | 0.67 | 0.70 | 0.46 | 0.39 |
| 14-18 | 3 | 3 | 5 | 5 | 2 | 0.29 | 0.29 | 0.48 | 0.48 | 0.19 |
| 19-23 | 5 | 2 | 5 | 5 | 2 | 0.55 | 0.23 | 0.61 | 0.62 | 0.24 |
| 24-28 | 9 | 12 | 8 | 2 | 6 | 1.51 | 1.85 | 1.12 | 0.27 | 0.85 |

Turkistan

| Age | Number of deaths, people | | | | | Number of deaths per 1000 people | | | | |
|--------------------|--------------------------|------|------|------|------|----------------------------------|------|------|------|------|
| | 2017 | 2018 | 2019 | 2020 | 2021 | 2017 | 2018 | 2019 | 2020 | 2021 |
| All youth | | | | | | | | | | |
| Total | 433 | 410 | 402 | 386 | 407 | 0.91 | 0.88 | 0.87 | 0.82 | 0.86 |
| 14-18 | 97 | 104 | 113 | 110 | 113 | 0.57 | 0.60 | 0.64 | 0.60 | 0.59 |
| 19-23 | 151 | 138 | 124 | 126 | 137 | 0.94 | 0.94 | 0.90 | 0.91 | 0.97 |
| 24-28 | 185 | 168 | 165 | 150 | 157 | 1.28 | 1.15 | 1.12 | 1.02 | 1.11 |
| Urban youth | | | | | | | | | | |
| Total | 81 | 100 | 88 | 78 | 81 | 0.98 | 1.24 | 1.09 | 0.92 | 0.91 |
| 14-18 | 20 | 18 | 27 | 17 | 22 | 0.62 | 0.56 | 0.82 | 0.49 | 0.59 |
| 19-23 | 24 | 36 | 22 | 29 | 29 | 0.92 | 1.47 | 0.91 | 1.12 | 1.05 |
| 24-28 | 37 | 46 | 39 | 32 | 30 | 1.52 | 1.94 | 1.63 | 1.32 | 1.24 |
| Rural youth | | | | | | | | | | |
| Total | 352 | 310 | 314 | 308 | 326 | 0.89 | 0.81 | 0.83 | 0.80 | 0.84 |
| 14-18 | 77 | 86 | 86 | 93 | 91 | 0.55 | 0.62 | 0.60 | 0.62 | 0.59 |
| 19-23 | 127 | 102 | 102 | 97 | 108 | 0.95 | 0.83 | 0.90 | 0.86 | 0.95 |
| 24-28 | 148 | 122 | 126 | 118 | 127 | 1.23 | 1.00 | 1.02 | 0.96 | 1.08 |
| Men | | | | | | | | | | |
| Total | 295 | 290 | 290 | 264 | 282 | 1.18 | 1.18 | 1.19 | 1.06 | 1.12 |
| 14-18 | 60 | 68 | 75 | 70 | 76 | 0.69 | 0.78 | 0.84 | 0.74 | 0.77 |
| 19-23 | 100 | 98 | 91 | 86 | 98 | 1.18 | 1.24 | 1.22 | 1.16 | 1.30 |
| 24-28 | 135 | 124 | 124 | 108 | 108 | 1.73 | 1.57 | 1.55 | 1.36 | 1.40 |
| Urban youth | | | | | | | | | | |
| Total | 57 | 71 | 64 | 48 | 60 | 1.28 | 1.63 | 1.46 | 1.05 | 1.26 |
| 14-18 | 11 | 13 | 16 | 8 | 14 | 0.66 | 0.78 | 0.95 | 0.45 | 0.73 |
| 19-23 | 18 | 29 | 15 | 21 | 26 | 1.25 | 2.12 | 1.11 | 1.50 | 1.77 |
| 24-28 | 28 | 29 | 33 | 19 | 20 | 2.07 | 2.17 | 2.44 | 1.39 | 1.46 |
| Rural youth | | | | | | | | | | |
| Total | 238 | 219 | 226 | 216 | 222 | 1.16 | 1.08 | 1.13 | 1.07 | 1.09 |
| 14-18 | 49 | 55 | 59 | 62 | 62 | 0.69 | 0.77 | 0.81 | 0.81 | 0.78 |
| 19-23 | 82 | 69 | 76 | 65 | 72 | 1.17 | 1.05 | 1.24 | 1.08 | 1.19 |
| 24-28 | 107 | 95 | 91 | 89 | 88 | 1.66 | 1.45 | 1.37 | 1.35 | 1.38 |
| Women | | | | | | | | | | |
| Total | 138 | 120 | 112 | 122 | 125 | 0.61 | 0.55 | 0.52 | 0.55 | 0.56 |
| 14-18 | 37 | 36 | 38 | 40 | 37 | 0.44 | 0.43 | 0.44 | 0.44 | 0.39 |
| 19-23 | 51 | 40 | 33 | 40 | 39 | 0.68 | 0.59 | 0.52 | 0.62 | 0.59 |
| 24-28 | 50 | 44 | 41 | 42 | 49 | 0.75 | 0.66 | 0.60 | 0.62 | 0.76 |
| Urban youth | | | | | | | | | | |
| Total | 24 | 29 | 24 | 30 | 21 | 0.63 | 0.79 | 0.65 | 0.77 | 0.51 |
| 14-18 | 9 | 5 | 11 | 9 | 8 | 0.57 | 0.32 | 0.69 | 0.53 | 0.44 |
| 19-23 | 6 | 7 | 7 | 8 | 3 | 0.51 | 0.64 | 0.65 | 0.68 | 0.23 |
| 24-28 | 9 | 17 | 6 | 13 | 10 | 0.83 | 1.64 | 0.58 | 1.23 | 0.96 |
| Rural youth | | | | | | | | | | |
| Total | 114 | 91 | 88 | 92 | 104 | 0.61 | 0.50 | 0.49 | 0.50 | 0.57 |
| 14-18 | 28 | 31 | 27 | 31 | 29 | 0.41 | 0.45 | 0.38 | 0.42 | 0.38 |
| 19-23 | 45 | 33 | 26 | 32 | 36 | 0.71 | 0.58 | 0.50 | 0.61 | 0.67 |
| 24-28 | 41 | 27 | 35 | 29 | 39 | 0.73 | 0.48 | 0.61 | 0.51 | 0.72 |

Shygys Kazakhstan

| Age | Number of deaths, people | | | | | Number of deaths per 1000 people | | | | |
|--------------------|--------------------------|------|------|------|------|----------------------------------|------|------|------|------|
| | 2017 | 2018 | 2019 | 2020 | 2021 | 2017 | 2018 | 2019 | 2020 | 2021 |
| All youth | | | | | | | | | | |
| Total | 281 | 298 | 266 | 211 | 258 | 1.04 | 1.15 | 1.07 | 0.88 | 1.09 |
| 14-18 | 29 | 41 | 51 | 46 | 51 | 0.39 | 0.54 | 0.65 | 0.56 | 0.60 |
| 19-23 | 88 | 78 | 78 | 56 | 81 | 1.05 | 0.99 | 1.05 | 0.79 | 1.17 |
| 24-28 | 164 | 179 | 137 | 109 | 126 | 1.46 | 1.71 | 1.42 | 1.23 | 1.55 |
| Urban youth | | | | | | | | | | |
| Total | 159 | 157 | 151 | 113 | 159 | 0.94 | 0.97 | 0.99 | 0.78 | 1.13 |
| 14-18 | 15 | 18 | 25 | 23 | 31 | 0.37 | 0.43 | 0.58 | 0.52 | 0.66 |
| 19-23 | 41 | 39 | 43 | 31 | 49 | 0.85 | 0.84 | 0.98 | 0.73 | 1.18 |
| 24-28 | 103 | 100 | 83 | 59 | 79 | 1.27 | 1.35 | 1.26 | 1.02 | 1.52 |
| Rural youth | | | | | | | | | | |
| Total | 122 | 141 | 115 | 98 | 99 | 1.20 | 1.44 | 1.19 | 1.02 | 1.04 |
| 14-18 | 14 | 23 | 26 | 23 | 20 | 0.40 | 0.66 | 0.73 | 0.62 | 0.52 |
| 19-23 | 47 | 39 | 35 | 25 | 32 | 1.32 | 1.21 | 1.17 | 0.88 | 1.16 |
| 24-28 | 61 | 79 | 54 | 50 | 47 | 1.96 | 2.57 | 1.74 | 1.63 | 1.60 |
| Men | | | | | | | | | | |
| Total | 215 | 221 | 194 | 150 | 182 | 1.54 | 1.65 | 1.51 | 1.20 | 1.49 |
| 14-18 | 21 | 25 | 34 | 37 | 33 | 0.55 | 0.64 | 0.85 | 0.89 | 0.75 |
| 19-23 | 71 | 56 | 60 | 40 | 55 | 1.63 | 1.38 | 1.56 | 1.09 | 1.54 |
| 24-28 | 123 | 140 | 100 | 73 | 94 | 2.15 | 2.59 | 1.99 | 1.58 | 2.19 |
| Urban youth | | | | | | | | | | |
| Total | 121 | 119 | 103 | 84 | 106 | 1.44 | 1.47 | 1.34 | 1.15 | 1.49 |
| 14-18 | 12 | 10 | 15 | 21 | 18 | 0.58 | 0.47 | 0.69 | 0.92 | 0.75 |
| 19-23 | 33 | 31 | 31 | 25 | 33 | 1.35 | 1.33 | 1.38 | 1.16 | 1.57 |
| 24-28 | 76 | 78 | 57 | 38 | 55 | 1.95 | 2.16 | 1.76 | 1.31 | 2.10 |
| Rural youth | | | | | | | | | | |
| Total | 94 | 102 | 91 | 66 | 76 | 1.70 | 1.92 | 1.75 | 1.28 | 1.49 |
| 14-18 | 9 | 15 | 19 | 16 | 15 | 0.51 | 0.84 | 1.04 | 0.84 | 0.76 |
| 19-23 | 38 | 25 | 29 | 15 | 22 | 1.98 | 1.44 | 1.82 | 0.99 | 1.51 |
| 24-28 | 47 | 62 | 43 | 35 | 39 | 2.57 | 3.46 | 2.42 | 2.01 | 2.34 |
| Women | | | | | | | | | | |
| Total | 66 | 77 | 72 | 61 | 76 | 0.50 | 0.61 | 0.60 | 0.52 | 0.67 |
| 14-18 | 8 | 16 | 17 | 9 | 18 | 0.22 | 0.43 | 0.44 | 0.23 | 0.43 |
| 19-23 | 17 | 22 | 18 | 16 | 26 | 0.42 | 0.58 | 0.50 | 0.47 | 0.78 |
| 24-28 | 41 | 39 | 37 | 36 | 32 | 0.75 | 0.77 | 0.80 | 0.85 | 0.83 |
| Urban youth | | | | | | | | | | |
| Total | 38 | 38 | 48 | 29 | 53 | 0.44 | 0.47 | 0.63 | 0.41 | 0.77 |
| 14-18 | 3 | 8 | 10 | 2 | 13 | 0.15 | 0.40 | 0.48 | 0.09 | 0.57 |
| 19-23 | 8 | 8 | 12 | 6 | 16 | 0.33 | 0.35 | 0.55 | 0.29 | 0.79 |
| 24-28 | 27 | 22 | 26 | 21 | 24 | 0.64 | 0.58 | 0.78 | 0.73 | 0.93 |
| Rural youth | | | | | | | | | | |
| Total | 28 | 39 | 24 | 32 | 23 | 0.61 | 0.87 | 0.54 | 0.71 | 0.52 |
| 14-18 | 5 | 8 | 7 | 7 | 5 | 0.29 | 0.47 | 0.40 | 0.39 | 0.27 |
| 19-23 | 9 | 14 | 6 | 10 | 10 | 0.55 | 0.94 | 0.43 | 0.75 | 0.76 |
| 24-28 | 14 | 17 | 11 | 15 | 8 | 1.09 | 1.33 | 0.83 | 1.13 | 0.63 |

Astana city

| Age | Number of deaths, people | | | | | Number of deaths per 1000 people | | | | |
|------------------|--------------------------|------|------|------|------|----------------------------------|------|------|------|------|
| | 2017 | 2018 | 2019 | 2020 | 2021 | 2017 | 2018 | 2019 | 2020 | 2021 |
| All youth | | | | | | | | | | |
| Total | 119 | 129 | 102 | 135 | 143 | 0.53 | 0.58 | 0.46 | 0.61 | 0.63 |
| 14-18 | 19 | 22 | 11 | 18 | 44 | 0.37 | 0.41 | 0.20 | 0.30 | 0.68 |
| 19-23 | 38 | 41 | 36 | 39 | 42 | 0.55 | 0.59 | 0.52 | 0.57 | 0.62 |
| 24-28 | 62 | 66 | 55 | 78 | 57 | 0.60 | 0.66 | 0.57 | 0.82 | 0.60 |
| Men | | | | | | | | | | |
| Total | 81 | 90 | 69 | 92 | 93 | 0.75 | 0.84 | 0.64 | 0.85 | 0.84 |
| 14-18 | 10 | 15 | 10 | 13 | 25 | 0.38 | 0.55 | 0.34 | 0.42 | 0.75 |
| 19-23 | 24 | 26 | 21 | 19 | 29 | 0.73 | 0.79 | 0.64 | 0.58 | 0.87 |
| 24-28 | 47 | 49 | 38 | 60 | 39 | 0.97 | 1.05 | 0.84 | 1.35 | 0.88 |
| Women | | | | | | | | | | |
| Total | 38 | 39 | 33 | 43 | 50 | 0.32 | 0.33 | 0.29 | 0.38 | 0.43 |
| 14-18 | 9 | 7 | 1 | 5 | 19 | 0.35 | 0.27 | 0.04 | 0.17 | 0.60 |
| 19-23 | 14 | 15 | 15 | 20 | 13 | 0.39 | 0.41 | 0.41 | 0.56 | 0.37 |
| 24-28 | 15 | 17 | 17 | 18 | 18 | 0.27 | 0.32 | 0.33 | 0.36 | 0.36 |

Almaty city

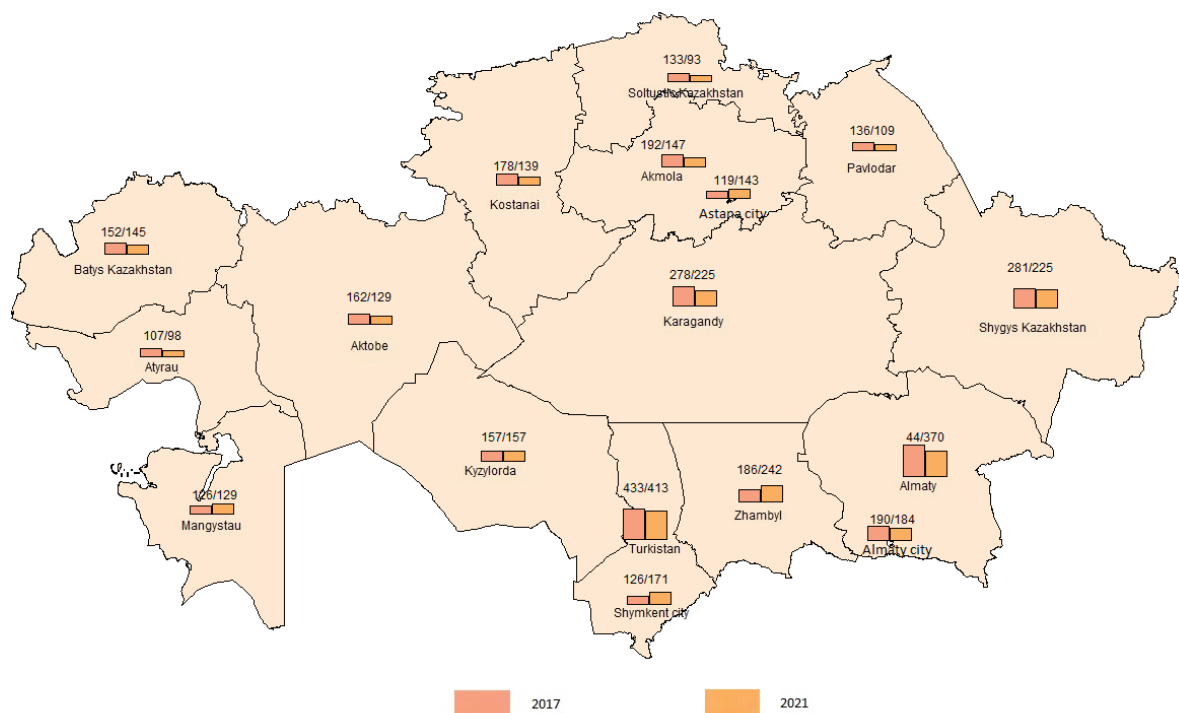
| Age | Number of deaths, people | | | | | Number of deaths per 1000 people | | | | |
|------------------|--------------------------|------|------|------|------|----------------------------------|------|------|------|------|
| | 2017 | 2018 | 2019 | 2020 | 2021 | 2017 | 2018 | 2019 | 2020 | 2021 |
| All youth | | | | | | | | | | |
| Total | 190 | 215 | 220 | 180 | 182 | 0.44 | 0.52 | 0.55 | 0.46 | 0.47 |
| 14-18 | 25 | 27 | 39 | 35 | 44 | 0.30 | 0.31 | 0.43 | 0.35 | 0.41 |
| 19-23 | 61 | 63 | 59 | 56 | 66 | 0.46 | 0.51 | 0.51 | 0.52 | 0.64 |
| 24-28 | 104 | 125 | 122 | 89 | 72 | 0.48 | 0.61 | 0.63 | 0.48 | 0.41 |
| Men | | | | | | | | | | |
| Total | 132 | 140 | 128 | 121 | 116 | 0.66 | 0.73 | 0.68 | 0.66 | 0.64 |
| 14-18 | 14 | 16 | 16 | 26 | 26 | 0.33 | 0.36 | 0.34 | 0.51 | 0.47 |
| 19-23 | 42 | 40 | 37 | 37 | 42 | 0.69 | 0.70 | 0.68 | 0.71 | 0.84 |
| 24-28 | 76 | 84 | 75 | 58 | 48 | 0.80 | 0.93 | 0.88 | 0.71 | 0.62 |
| Women | | | | | | | | | | |
| Total | 58 | 75 | 92 | 59 | 66 | 0.25 | 0.34 | 0.43 | 0.29 | 0.33 |
| 14-18 | 11 | 11 | 23 | 9 | 18 | 0.27 | 0.26 | 0.52 | 0.19 | 0.35 |
| 19-23 | 19 | 23 | 22 | 19 | 24 | 0.27 | 0.35 | 0.36 | 0.34 | 0.45 |
| 24-28 | 28 | 41 | 47 | 31 | 24 | 0.23 | 0.35 | 0.43 | 0.30 | 0.25 |

Shymkent city

| Age | Number of deaths, people | | | | | Number of deaths per 1000 people | | | | |
|------------------|--------------------------|------|------|------|------|----------------------------------|------|------|------|------|
| | 2017 | 2018 | 2019 | 2020 | 2021 | 2017 | 2018 | 2019 | 2020 | 2021 |
| All youth | | | | | | | | | | |
| Total | 126 | 140 | 147 | 136 | 170 | 0.57 | 0.60 | 0.61 | 0.57 | 0.70 |
| 14-18 | 15 | 32 | 34 | 21 | 48 | 0.24 | 0.45 | 0.45 | 0.27 | 0.58 |
| 19-23 | 40 | 41 | 49 | 51 | 57 | 0.59 | 0.55 | 0.61 | 0.65 | 0.73 |
| 24-28 | 71 | 67 | 64 | 64 | 65 | 0.79 | 0.76 | 0.74 | 0.77 | 0.79 |
| Men | | | | | | | | | | |
| Total | 83 | 100 | 94 | 87 | 96 | 0.77 | 0.88 | 0.79 | 0.73 | 0.79 |
| 14-18 | 10 | 25 | 18 | 10 | 32 | 0.31 | 0.69 | 0.46 | 0.25 | 0.75 |
| 19-23 | 30 | 25 | 32 | 35 | 29 | 0.89 | 0.70 | 0.84 | 0.92 | 0.75 |
| 24-28 | 43 | 50 | 44 | 42 | 35 | 1.02 | 1.19 | 1.06 | 1.03 | 0.87 |
| Women | | | | | | | | | | |
| Total | 43 | 40 | 53 | 49 | 74 | 0.38 | 0.33 | 0.43 | 0.40 | 0.61 |
| 14-18 | 5 | 7 | 16 | 11 | 16 | 0.16 | 0.20 | 0.43 | 0.29 | 0.40 |
| 19-23 | 10 | 16 | 17 | 16 | 28 | 0.29 | 0.41 | 0.40 | 0.39 | 0.70 |
| 24-28 | 28 | 17 | 20 | 22 | 30 | 0.58 | 0.37 | 0.45 | 0.52 | 0.72 |

Number of deaths aged 14-28 years

people



4.2 Deaths by main causes of death in the age of 14-28 years

people

| Age | All youth | | | | | Urban youth | | | | | Rural youth | | | | |
|--|-----------|-------|-------|-------|-------|-------------|-------|------|------|------|-------------|------|------|------|------|
| | 2017 | 2018 | 2019 | 2020 | 2021 | 2017 | 2018 | 2019 | 2020 | 2021 | 2017 | 2018 | 2019 | 2020 | 2021 |
| From diseases of the circulatory system | | | | | | | | | | | | | | | |
| Total | 227 | 185 | 200 | 210 | 222 | 122 | 112 | 126 | 121 | 115 | 105 | 73 | 74 | 89 | 107 |
| 14-18 | 33 | 39 | 33 | 29 | 34 | 18 | 23 | 19 | 10 | 17 | 15 | 16 | 14 | 19 | 17 |
| 19-23 | 56 | 41 | 45 | 49 | 49 | 26 | 22 | 27 | 25 | 19 | 30 | 19 | 18 | 24 | 30 |
| 24-28 | 138 | 105 | 122 | 132 | 139 | 78 | 67 | 80 | 86 | 79 | 60 | 38 | 42 | 46 | 60 |
| From accidents, poisoning and injuries | | | | | | | | | | | | | | | |
| Total | 2 120 | 2 052 | 1 907 | 1 607 | 1 783 | 1 016 | 1 095 | 962 | 787 | 886 | 1 104 | 957 | 945 | 820 | 897 |
| 14-18 | 357 | 371 | 375 | 354 | 411 | 153 | 170 | 161 | 137 | 206 | 204 | 201 | 214 | 217 | 205 |
| 19-23 | 718 | 676 | 655 | 513 | 579 | 329 | 379 | 323 | 255 | 287 | 389 | 297 | 332 | 258 | 292 |
| 24-28 | 1 045 | 1 005 | 877 | 740 | 793 | 534 | 546 | 478 | 395 | 393 | 511 | 459 | 399 | 345 | 400 |
| From neoplasms | | | | | | | | | | | | | | | |
| Total | 223 | 207 | 212 | 206 | 219 | 123 | 119 | 119 | 108 | 134 | 100 | 88 | 93 | 98 | 85 |
| 14-18 | 35 | 40 | 40 | 46 | 77 | 17 | 17 | 17 | 19 | 48 | 18 | 23 | 23 | 27 | 29 |
| 19-23 | 70 | 61 | 70 | 55 | 50 | 35 | 37 | 36 | 26 | 31 | 35 | 24 | 34 | 29 | 19 |
| 24-28 | 118 | 106 | 102 | 105 | 92 | 71 | 65 | 66 | 63 | 55 | 47 | 41 | 36 | 42 | 37 |
| From respiratory diseases | | | | | | | | | | | | | | | |
| Total | 115 | 103 | 92 | 122 | 94 | 67 | 64 | 52 | 73 | 64 | 48 | 39 | 40 | 49 | 30 |
| 14-18 | 18 | 20 | 15 | 21 | 17 | 10 | 14 | 9 | 13 | 12 | 8 | 6 | 6 | 8 | 5 |
| 19-23 | 30 | 34 | 21 | 37 | 24 | 14 | 22 | 11 | 21 | 16 | 16 | 12 | 10 | 16 | 8 |
| 24-28 | 67 | 49 | 56 | 64 | 53 | 43 | 28 | 32 | 39 | 36 | 24 | 21 | 24 | 25 | 17 |
| From diseases of the digestive system | | | | | | | | | | | | | | | |
| Total | 106 | 123 | 106 | 72 | 66 | 56 | 70 | 63 | 46 | 36 | 50 | 53 | 43 | 26 | 30 |
| 14-18 | 7 | 11 | 15 | 15 | 8 | 3 | 6 | 9 | 6 | 6 | 4 | 5 | 6 | 9 | 2 |
| 19-23 | 27 | 32 | 22 | 13 | 18 | 12 | 15 | 12 | 10 | 7 | 15 | 17 | 10 | 3 | 11 |
| 24-28 | 72 | 80 | 69 | 44 | 40 | 41 | 49 | 42 | 30 | 23 | 31 | 31 | 27 | 14 | 17 |
| From infectious and parasitic diseases | | | | | | | | | | | | | | | |
| Total | 89 | 76 | 40 | 58 | 43 | 50 | 41 | 31 | 30 | 25 | 39 | 35 | 9 | 28 | 18 |
| 14-18 | 5 | 10 | 8 | 9 | 12 | 0 | 4 | 7 | 6 | 6 | 5 | 6 | 1 | 3 | 6 |
| 19-23 | 24 | 22 | 8 | 17 | 9 | 8 | 7 | 6 | 5 | 6 | 16 | 15 | 2 | 12 | 3 |
| 24-28 | 60 | 44 | 24 | 32 | 22 | 42 | 30 | 18 | 19 | 13 | 18 | 14 | 6 | 13 | 9 |

5. Migration

5.1 Migration of population aged 14-28 years

| | Arrivals | | | | | Departures | | | | | Net migration | | | | | people |
|------------------------|------------------------|---------|---------|---------|---------|------------|---------|---------|---------|---------|---------------|--------|--------|--------|--------|--------|
| | 2017 | 2018 | 2019 | 2020 | 2021 | 2017 | 2018 | 2019 | 2020 | 2021 | 2017 | 2018 | 2019 | 2020 | 2021 | |
| Republic of Kazakhstan | 303 157 | 300 051 | 341 061 | 267 138 | 280 929 | 305 718 | 304 715 | 346 362 | 269 603 | 283 628 | -2 561 | -4 664 | -5 301 | -2 465 | -2 699 | |
| | 11 598 | 9 644 | 12 042 | 9 584 | 9 493 | 12 960 | 11 452 | 14 136 | 10 836 | 11 608 | -1 362 | -1 808 | -2 094 | -1 252 | -2 115 | |
| | 13 808 | 10 991 | 13 036 | 11 005 | 11 072 | 14 091 | 11 514 | 13 832 | 11 436 | 11 786 | -283 | -523 | -796 | -431 | -714 | |
| | 33 430 | 24 066 | 31 339 | 27 970 | 27 812 | 35 921 | 29 262 | 39 307 | 33 362 | 32 058 | -2 491 | -5 196 | -7 968 | -5 392 | -4 246 | |
| | 8 923 | 7 142 | 8 426 | 7 044 | 7 664 | 8 547 | 6 561 | 8 409 | 7 005 | 8 214 | 376 | 581 | 17 | 39 | -550 | |
| | 13 889 | 10 167 | 12 094 | 8 258 | 8 095 | 14 754 | 11 135 | 13 255 | 9 319 | 8 976 | -865 | -968 | -1 161 | -1 061 | -881 | |
| | 10 684 | 11 962 | 15 810 | 13 474 | 13 133 | 16 785 | 15 926 | 20 613 | 16 964 | 16 810 | -6 101 | -3 964 | -4 803 | -3 490 | -3 677 | |
| | Karagandy | 15 132 | 13 198 | 17 581 | 13 075 | 13 548 | 18 099 | 15 849 | 20 284 | 15 145 | 15 959 | -2 967 | -2 651 | -2 703 | -2 070 | -2 411 |
| | Kostanai | 12 596 | 11 152 | 12 468 | 8 342 | 8 165 | 14 220 | 12 505 | 14 311 | 10 045 | 9 816 | -1 624 | -1 353 | -1 843 | -1 703 | -1 651 |
| | Kyzylorda | 11 391 | 11 260 | 13 749 | 9 548 | 8 818 | 13 539 | 13 144 | 15 710 | 11 291 | 11 184 | -2 148 | -1 884 | -1 961 | -1 743 | -2 366 |
| | Mangystau | 13 185 | 9 967 | 13 093 | 11 340 | 12 270 | 12 579 | 9 217 | 11 346 | 9 857 | 10 913 | 606 | 750 | 1 747 | 1 483 | 1 357 |
| | Pavlodar | 9 675 | 9 901 | 11 204 | 7 658 | 7 433 | 11 425 | 11 110 | 12 577 | 8 612 | 8 735 | -1 750 | -1 209 | -1 373 | -954 | -1 302 |
| | Shymkent city | 21 765 | 47 994 | 24 039 | 20 172 | 22 948 | 15 017 | 22 376 | 25 754 | 18 336 | 19 100 | 6 748 | 25 618 | -1 715 | 1 836 | 3 848 |
| | Republic of Kazakhstan | 198 077 | 197 985 | 210 768 | 170 609 | 193 140 | 167 225 | 163 503 | 190 251 | 143 685 | 158 783 | 30 852 | 34 482 | 20 517 | 26 924 | 34 357 |
| | | 5 348 | 4 658 | 5 451 | 4 622 | 4 409 | 5 685 | 5 300 | 6 097 | 4 456 | 4 680 | -337 | -642 | -646 | 166 | -271 |
| | | 10 237 | 7 570 | 8 967 | 8 210 | 8 520 | 7 579 | 6 746 | 8 107 | 7 363 | 7 951 | 2 658 | 824 | 860 | 847 | 569 |
| | | 8 289 | 5 820 | 6 719 | 6 267 | 6 497 | 13 159 | 10 046 | 10 740 | 7 323 | 7 249 | -4 870 | -4 226 | -4 021 | -1 056 | -752 |
| | | 4 477 | 3 224 | 3 809 | 3 159 | 3 694 | 3 594 | 3 235 | 4 087 | 3 012 | 3 764 | 883 | -11 | -278 | 147 | -70 |
| | | 8 702 | 5 531 | 6 356 | 4 404 | 4 740 | 6 484 | 5 497 | 6 719 | 4 804 | 4 563 | 2 218 | 34 | -363 | -400 | 177 |
| 2 891 | | 4 569 | 5 278 | 5 525 | 5 905 | 7 129 | 6 302 | 7 622 | 6 013 | 6 134 | -4 238 | -1 733 | -2 344 | -488 | -229 | |
| Karagandy | | 11 853 | 9 639 | 13 109 | 10 129 | 10 846 | 12 282 | 11 450 | 14 185 | 10 484 | 11 267 | -429 | -1 811 | -1 076 | -355 | -421 |
| Kostanai | | 7 554 | 6 496 | 7 490 | 5 068 | 5 324 | 5 903 | 5 503 | 6 792 | 4 804 | 4 840 | 1 651 | 993 | 698 | 264 | 484 |
| Kyzylorda | | 5 227 | 5 169 | 5 899 | 4 225 | 4 164 | 5 601 | 5 409 | 6 031 | 4 424 | 4 650 | -374 | -240 | -132 | -199 | -486 |
| Mangystau | | 3 566 | 3 417 | 5 146 | 5 062 | 6 005 | 5 370 | 3 949 | 4 355 | 3 439 | 4 205 | -1 804 | -532 | 791 | 1 623 | 1 800 |
| Pavlodar | | 6 175 | 6 026 | 6 749 | 4 753 | 4 802 | 6 691 | 6 758 | 7 376 | 4 665 | 4 957 | -516 | -732 | -627 | 88 | -155 |
| Shymkent city | | 21 765 | 47 994 | 24 039 | 20 172 | 22 948 | 15 017 | 22 376 | 25 754 | 18 336 | 19 100 | 6 748 | 25 618 | -1 715 | 1 836 | 3 848 |

| | Arrivals | | | | | Departures | | | | | Net migration | | | | |
|------------------------|----------|---------|---------|--------|--------|------------|-------------|---------|---------|---------|---------------|---------|---------|---------|---------|
| | 2017 | 2018 | 2019 | 2020 | 2021 | 2017 | 2018 | 2019 | 2020 | 2021 | 2017 | 2018 | 2019 | 2020 | 2021 |
| | | | | | | | Rural youth | | | | | | | | |
| Republic of Kazakhstan | 105 080 | 102 066 | 130 293 | 96 529 | 87 789 | 138 493 | 141 212 | 156 111 | 125 918 | 124 845 | -33 413 | -39 146 | -25 818 | -29 389 | -37 056 |
| Akmola | 6 250 | 4 986 | 6 591 | 4 962 | 5 084 | 7 275 | 6 152 | 8 039 | 6 380 | 6 928 | -1 025 | -1 166 | -1 448 | -1 418 | -1 844 |
| Aktobe | 3 571 | 3 421 | 4 069 | 2 795 | 2 552 | 6 512 | 4 768 | 5 725 | 4 073 | 3 835 | -2 941 | -1 347 | -1 656 | -1 278 | -1 283 |
| Almaty | 25 141 | 18 246 | 24 620 | 21 703 | 21 315 | 22 762 | 19 216 | 28 567 | 26 039 | 24 809 | 2 379 | -970 | -3 947 | -4 336 | -3 494 |
| Atyrau | 4 446 | 3 918 | 4 617 | 3 885 | 3 970 | 4 953 | 3 326 | 4 322 | 3 993 | 4 450 | -507 | 592 | 295 | -108 | -480 |
| Batys Kazakhstan | 5 187 | 4 636 | 5 738 | 3 854 | 3 355 | 8 270 | 5 638 | 6 536 | 4 515 | 4 413 | -3 083 | -1 002 | -798 | -661 | -1 058 |
| Zhambyl | 7 793 | 7 393 | 10 532 | 7 949 | 7 228 | 9 656 | 9 624 | 12 991 | 10 951 | 10 676 | -1 863 | -2 231 | -2 459 | -3 002 | -3 448 |
| Karagandy | 3 279 | 3 559 | 4 472 | 2 946 | 2 702 | 5 817 | 4 399 | 6 099 | 4 661 | 4 692 | -2 538 | -840 | -1 627 | -1 715 | -1 990 |
| Kostanai | 5 042 | 4 656 | 4 978 | 3 274 | 2 841 | 8 317 | 7 002 | 7 519 | 5 241 | 4 976 | -2 346 | -2 346 | -2 541 | -1 967 | -2 135 |
| Kyzylorda | 6 164 | 6 091 | 7 850 | 5 323 | 4 654 | 7 938 | 7 735 | 9 679 | 6 867 | 6 534 | -1 774 | -1 644 | -1 829 | -1 544 | -1 880 |
| Mangystau | 9 619 | 6 550 | 7 947 | 6 278 | 6 265 | 7 209 | 5 268 | 6 991 | 6 418 | 6 708 | 2 410 | 1 282 | 956 | -140 | -443 |
| Pavlodar | 3 500 | 3 875 | 4 455 | 2 905 | 2 631 | 4 734 | 4 352 | 5 201 | 3 947 | 3 778 | -2 134 | -477 | -746 | -1 042 | -1 147 |
| Soltukist Kazakhstan | 4 065 | 3 717 | 4 299 | 2 716 | 2 360 | 6 858 | 5 626 | 6 470 | 4 659 | 4 553 | -2 793 | -1 909 | -2 171 | -1 943 | -2 193 |
| Turkistan | 13 828 | 24 730 | 32 474 | 23 282 | 18 463 | 24 158 | 47 451 | 36 340 | 30 308 | 29 970 | -10 330 | -22 721 | -3 866 | -7 026 | -11 507 |
| Nhygys Kazakhstan | 7 195 | 6 288 | 7 651 | 4 657 | 4 369 | 14 034 | 10 655 | 11 632 | 7 866 | 8 523 | -6 839 | -4 367 | -3 981 | -3 209 | -4 154 |

5.2 External migration of youth

Republic of Kazakhstan

people

| Age | Immigrants | | | | | Emigrants | | | | |
|------------------------|------------|-------|-------|-------|-------|-----------|-------|-------|-------|-------|
| | 2017 | 2018 | 2019 | 2020 | 2021 | 2017 | 2018 | 2019 | 2020 | 2021 |
| Men | | | | | | | | | | |
| Total | 2 603 | 1 844 | 1 654 | 1 579 | 1 560 | 3 708 | 4 069 | 4 038 | 2 652 | 2 772 |
| 14-18 | 493 | 387 | 330 | 469 | 319 | 969 | 1 063 | 1 107 | 894 | 1 046 |
| 19-23 | 974 | 666 | 575 | 556 | 539 | 1 211 | 1 342 | 1 293 | 841 | 804 |
| 24-28 | 1 136 | 791 | 749 | 554 | 702 | 1 528 | 1 664 | 1 638 | 917 | 922 |
| CIS countries | | | | | | | | | | |
| Total | 1 777 | 1 376 | 1 240 | 1 073 | 1 316 | 3 365 | 3 687 | 3 699 | 2 404 | 2 359 |
| 14-18 | 288 | 252 | 212 | 315 | 252 | 839 | 932 | 973 | 793 | 843 |
| 19-23 | 647 | 495 | 456 | 379 | 471 | 1 122 | 1 244 | 1 207 | 774 | 707 |
| 24-28 | 842 | 629 | 572 | 379 | 593 | 1 404 | 1 511 | 1 519 | 837 | 809 |
| Other countries | | | | | | | | | | |
| Total | 826 | 468 | 414 | 506 | 244 | 343 | 382 | 339 | 248 | 413 |
| 14-18 | 205 | 135 | 118 | 154 | 67 | 130 | 131 | 134 | 101 | 203 |
| 19-23 | 327 | 171 | 119 | 177 | 68 | 89 | 98 | 86 | 67 | 97 |
| 24-28 | 294 | 162 | 177 | 175 | 109 | 124 | 153 | 119 | 80 | 113 |
| Women | | | | | | | | | | |
| Total | 2 824 | 2 351 | 2 002 | 1 668 | 1 737 | 4 280 | 4 790 | 4 919 | 3 060 | 3 224 |
| 14-18 | 435 | 344 | 336 | 399 | 300 | 866 | 1 049 | 1 123 | 841 | 1 035 |
| 19-23 | 1 142 | 991 | 827 | 643 | 674 | 1 437 | 1 611 | 1 644 | 1 000 | 986 |
| 24-28 | 1 247 | 1 016 | 839 | 626 | 763 | 1 977 | 2 130 | 2 152 | 1 219 | 1 203 |
| CIS countries | | | | | | | | | | |
| Total | 2 129 | 1 902 | 1 652 | 1 262 | 1 507 | 3 830 | 4 274 | 4 462 | 2 711 | 2 722 |
| 14-18 | 277 | 238 | 245 | 292 | 261 | 755 | 912 | 989 | 720 | 861 |
| 19-23 | 885 | 807 | 717 | 491 | 609 | 1 324 | 1 476 | 1 523 | 918 | 881 |
| 24-28 | 967 | 857 | 690 | 479 | 637 | 1 751 | 1 886 | 1 950 | 1 073 | 980 |
| Other countries | | | | | | | | | | |
| Total | 695 | 449 | 350 | 406 | 230 | 450 | 516 | 457 | 349 | 502 |
| 14-18 | 158 | 106 | 91 | 107 | 39 | 111 | 137 | 134 | 121 | 174 |
| 19-23 | 257 | 184 | 110 | 152 | 65 | 113 | 135 | 121 | 82 | 105 |
| 24-28 | 280 | 159 | 149 | 147 | 126 | 226 | 244 | 202 | 146 | 223 |

Akmola

people

| Age | Immigrants | | | | | Emigrants | | | | |
|------------------------|------------|------|------|------|------|-----------|------|------|------|------|
| | 2017 | 2018 | 2019 | 2020 | 2021 | 2017 | 2018 | 2019 | 2020 | 2021 |
| Men | | | | | | | | | | |
| Total | 90 | 101 | 47 | 15 | 23 | 337 | 354 | 355 | 209 | 216 |
| 14-18 | 21 | 18 | 9 | 2 | 4 | 81 | 87 | 84 | 57 | 70 |
| 19-23 | 25 | 43 | 10 | 3 | 6 | 128 | 134 | 141 | 70 | 69 |
| 24-28 | 44 | 40 | 28 | 10 | 13 | 128 | 133 | 130 | 82 | 77 |
| CIS countries | | | | | | | | | | |
| Total | 72 | 74 | 39 | 13 | 19 | 295 | 313 | 309 | 187 | 167 |
| 14-18 | 13 | 13 | 6 | 2 | 2 | 66 | 73 | 68 | 51 | 45 |
| 19-23 | 23 | 29 | 8 | 2 | 5 | 117 | 129 | 123 | 64 | 61 |
| 24-28 | 36 | 32 | 25 | 9 | 12 | 112 | 111 | 118 | 72 | 61 |
| Other countries | | | | | | | | | | |
| Total | 18 | 27 | 8 | 2 | 4 | 42 | 41 | 46 | 22 | 49 |
| 14-18 | 8 | 5 | 3 | 0 | 2 | 15 | 14 | 16 | 6 | 25 |
| 19-23 | 2 | 14 | 2 | 1 | 1 | 11 | 5 | 18 | 6 | 8 |
| 24-28 | 8 | 8 | 3 | 1 | 1 | 16 | 22 | 12 | 10 | 16 |
| Women | | | | | | | | | | |
| Total | 84 | 109 | 56 | 28 | 30 | 353 | 395 | 414 | 224 | 250 |
| 14-18 | 15 | 19 | 11 | 7 | 3 | 65 | 77 | 88 | 50 | 73 |
| 19-23 | 25 | 41 | 23 | 13 | 7 | 122 | 158 | 157 | 93 | 85 |
| 24-28 | 44 | 49 | 22 | 8 | 20 | 166 | 160 | 169 | 81 | 92 |
| CIS countries | | | | | | | | | | |
| Total | 60 | 87 | 40 | 22 | 25 | 297 | 353 | 368 | 188 | 193 |
| 14-18 | 8 | 14 | 7 | 6 | 3 | 53 | 69 | 72 | 37 | 49 |
| 19-23 | 19 | 33 | 18 | 10 | 7 | 107 | 145 | 146 | 87 | 72 |
| 24-28 | 33 | 40 | 15 | 6 | 15 | 137 | 139 | 150 | 64 | 72 |

Continuation

| Age | Immigrants | | | | | Emigrants | | | | |
|------------------------|------------|------|------|------|------|-----------|------|------|------|------|
| | 2017 | 2018 | 2019 | 2020 | 2021 | 2017 | 2018 | 2019 | 2020 | 2021 |
| Other countries | | | | | | | | | | |
| Total | 24 | 22 | 16 | 6 | 5 | 56 | 42 | 46 | 36 | 57 |
| 14-18 | 7 | 5 | 4 | 1 | 0 | 12 | 8 | 16 | 13 | 24 |
| 19-23 | 6 | 8 | 5 | 3 | 0 | 15 | 13 | 11 | 6 | 13 |
| 24-28 | 11 | 9 | 7 | 2 | 5 | 29 | 21 | 19 | 17 | 20 |

Aktobe

people

| Age | Immigrants | | | | | Emigrants | | | | |
|------------------------|------------|------|------|------|------|-----------|------|------|------|------|
| | 2017 | 2018 | 2019 | 2020 | 2021 | 2017 | 2018 | 2019 | 2020 | 2021 |
| Men | | | | | | | | | | |
| Total | 6 | 12 | 7 | 29 | 64 | 97 | 123 | 142 | 125 | 159 |
| 14-18 | 0 | 2 | 0 | 4 | 13 | 26 | 34 | 41 | 40 | 66 |
| 19-23 | 1 | 5 | 3 | 14 | 28 | 34 | 36 | 45 | 39 | 40 |
| 24-28 | 5 | 5 | 4 | 11 | 23 | 37 | 53 | 56 | 46 | 53 |
| CIS countries | | | | | | | | | | |
| Total | 6 | 11 | 5 | 24 | 59 | 93 | 119 | 138 | 119 | 150 |
| 14-18 | 0 | 2 | 0 | 4 | 12 | 24 | 33 | 38 | 39 | 61 |
| 19-23 | 1 | 5 | 1 | 13 | 27 | 33 | 35 | 45 | 37 | 39 |
| 24-28 | 5 | 4 | 4 | 7 | 20 | 36 | 51 | 55 | 43 | 50 |
| Other countries | | | | | | | | | | |
| Total | 0 | 1 | 2 | 5 | 5 | 4 | 4 | 4 | 6 | 9 |
| 14-18 | 0 | 0 | 0 | 0 | 1 | 2 | 1 | 3 | 1 | 5 |
| 19-23 | 0 | 0 | 2 | 1 | 1 | 1 | 1 | 0 | 2 | 1 |
| 24-28 | 0 | 1 | 0 | 4 | 3 | 1 | 2 | 1 | 3 | 3 |
| Women | | | | | | | | | | |
| Total | 6 | 15 | 5 | 31 | 84 | 116 | 138 | 192 | 133 | 157 |
| 14-18 | 1 | 1 | 1 | 4 | 25 | 26 | 34 | 47 | 46 | 45 |
| 19-23 | 3 | 6 | 2 | 13 | 30 | 35 | 40 | 53 | 37 | 43 |
| 24-28 | 2 | 8 | 2 | 14 | 29 | 55 | 64 | 92 | 50 | 69 |
| CIS countries | | | | | | | | | | |
| Total | 3 | 14 | 5 | 29 | 78 | 110 | 133 | 183 | 124 | 150 |
| 14-18 | 1 | 1 | 1 | 4 | 25 | 25 | 33 | 45 | 43 | 45 |
| 19-23 | 2 | 5 | 2 | 12 | 30 | 35 | 39 | 51 | 34 | 41 |
| 24-28 | 0 | 8 | 2 | 13 | 23 | 50 | 61 | 87 | 47 | 64 |
| Other countries | | | | | | | | | | |
| Total | 3 | 1 | 0 | 2 | 6 | 6 | 5 | 9 | 9 | 7 |
| 14-18 | 0 | 0 | 0 | 0 | 0 | 1 | 1 | 2 | 3 | 0 |
| 19-23 | 1 | 1 | 0 | 1 | 0 | 0 | 1 | 2 | 3 | 2 |
| 24-28 | 2 | 0 | 0 | 1 | 6 | 5 | 3 | 5 | 3 | 5 |

Almaty

people

| Age | Immigrants | | | | | Emigrants | | | | |
|------------------------|------------|------|------|------|------|-----------|------|------|------|------|
| | 2017 | 2018 | 2019 | 2020 | 2021 | 2017 | 2018 | 2019 | 2020 | 2021 |
| Men | | | | | | | | | | |
| Total | 955 | 352 | 340 | 166 | 35 | 100 | 132 | 156 | 109 | 133 |
| 14-18 | 201 | 102 | 73 | 55 | 9 | 20 | 37 | 43 | 41 | 50 |
| 19-23 | 365 | 117 | 127 | 50 | 8 | 36 | 49 | 55 | 41 | 42 |
| 24-28 | 389 | 133 | 140 | 61 | 18 | 44 | 46 | 58 | 27 | 41 |
| CIS countries | | | | | | | | | | |
| Total | 365 | 135 | 201 | 49 | 29 | 83 | 105 | 137 | 96 | 115 |
| 14-18 | 65 | 31 | 38 | 8 | 6 | 16 | 29 | 38 | 35 | 43 |
| 19-23 | 115 | 35 | 77 | 16 | 8 | 32 | 40 | 46 | 37 | 38 |
| 24-28 | 185 | 69 | 86 | 25 | 15 | 35 | 36 | 53 | 24 | 34 |
| Other countries | | | | | | | | | | |
| Total | 590 | 217 | 139 | 117 | 6 | 17 | 27 | 19 | 13 | 18 |
| 14-18 | 136 | 71 | 35 | 47 | 3 | 4 | 8 | 5 | 6 | 7 |
| 19-23 | 250 | 82 | 50 | 34 | 0 | 4 | 9 | 9 | 4 | 4 |
| 24-28 | 204 | 64 | 54 | 36 | 3 | 9 | 10 | 5 | 3 | 7 |
| Women | | | | | | | | | | |
| Total | 908 | 376 | 408 | 147 | 32 | 117 | 158 | 156 | 120 | 136 |
| 14-18 | 181 | 80 | 62 | 37 | 7 | 28 | 44 | 30 | 31 | 44 |
| 19-23 | 345 | 150 | 165 | 47 | 10 | 37 | 62 | 68 | 43 | 39 |
| 24-28 | 382 | 146 | 181 | 63 | 15 | 52 | 52 | 58 | 46 | 53 |

Continuation

| Age | Immigrants | | | | | Emigrants | | | | |
|------------------------|------------|------|------|------|------|-----------|------|------|------|------|
| | 2017 | 2018 | 2019 | 2020 | 2021 | 2017 | 2018 | 2019 | 2020 | 2021 |
| CIS countries | | | | | | | | | | |
| Total | 413 | 174 | 293 | 50 | 25 | 103 | 115 | 129 | 97 | 114 |
| 14-18 | 60 | 24 | 31 | 8 | 5 | 23 | 27 | 25 | 24 | 40 |
| 19-23 | 163 | 72 | 135 | 20 | 9 | 35 | 49 | 57 | 40 | 31 |
| 24-28 | 190 | 78 | 127 | 22 | 11 | 45 | 39 | 47 | 33 | 43 |
| Other countries | | | | | | | | | | |
| Total | 495 | 202 | 115 | 97 | 7 | 14 | 43 | 27 | 23 | 22 |
| 14-18 | 121 | 56 | 31 | 29 | 2 | 5 | 17 | 5 | 7 | 4 |
| 19-23 | 182 | 78 | 30 | 27 | 1 | 2 | 13 | 11 | 3 | 8 |
| 24-28 | 192 | 68 | 54 | 41 | 4 | 7 | 13 | 11 | 13 | 10 |

Atyrau

people

| Age | Immigrants | | | | | Emigrants | | | | |
|------------------------|------------|------|------|------|------|-----------|------|------|------|------|
| | 2017 | 2018 | 2019 | 2020 | 2021 | 2017 | 2018 | 2019 | 2020 | 2021 |
| Men | | | | | | | | | | |
| Total | 68 | 49 | 39 | 21 | 48 | 9 | 18 | 21 | 18 | 9 |
| 14-18 | 6 | 6 | 3 | 4 | 6 | 5 | 8 | 7 | 8 | 4 |
| 19-23 | 30 | 21 | 16 | 5 | 16 | 3 | 4 | 5 | 3 | 1 |
| 24-28 | 32 | 22 | 20 | 12 | 26 | 1 | 6 | 9 | 7 | 4 |
| CIS countries | | | | | | | | | | |
| Total | 46 | 31 | 31 | 18 | 45 | 9 | 17 | 20 | 15 | 8 |
| 14-18 | 6 | 4 | 1 | 3 | 5 | 5 | 7 | 6 | 7 | 4 |
| 19-23 | 15 | 11 | 13 | 4 | 15 | 3 | 4 | 5 | 3 | 1 |
| 24-28 | 25 | 16 | 17 | 11 | 25 | 1 | 6 | 9 | 5 | 3 |
| Other countries | | | | | | | | | | |
| Total | 22 | 18 | 8 | 3 | 3 | 0 | 1 | 1 | 3 | 1 |
| 14-18 | 0 | 2 | 2 | 1 | 1 | 0 | 1 | 1 | 1 | 0 |
| 19-23 | 15 | 10 | 3 | 1 | 1 | 0 | 0 | 0 | 0 | 0 |
| 24-28 | 7 | 6 | 3 | 1 | 1 | 0 | 0 | 0 | 2 | 1 |
| Women | | | | | | | | | | |
| Total | 78 | 63 | 44 | 34 | 69 | 13 | 22 | 38 | 15 | 19 |
| 14-18 | 3 | 7 | 5 | 5 | 12 | 1 | 7 | 4 | 2 | 6 |
| 19-23 | 40 | 29 | 20 | 15 | 21 | 4 | 3 | 11 | 9 | 5 |
| 24-28 | 35 | 27 | 19 | 14 | 36 | 8 | 12 | 23 | 4 | 8 |
| CIS countries | | | | | | | | | | |
| Total | 67 | 57 | 42 | 31 | 66 | 13 | 22 | 37 | 13 | 15 |
| 14-18 | 3 | 7 | 5 | 3 | 12 | 1 | 7 | 4 | 2 | 6 |
| 19-23 | 31 | 24 | 18 | 15 | 19 | 4 | 3 | 11 | 7 | 5 |
| 24-28 | 33 | 26 | 19 | 13 | 35 | 8 | 12 | 22 | 4 | 4 |
| Other countries | | | | | | | | | | |
| Total | 11 | 6 | 2 | 3 | 3 | 0 | 0 | 1 | 2 | 4 |
| 14-18 | 0 | 0 | 0 | 2 | 0 | 0 | 0 | 0 | 0 | 0 |
| 19-23 | 9 | 5 | 2 | 0 | 2 | 0 | 0 | 0 | 2 | 0 |
| 24-28 | 2 | 1 | 0 | 1 | 1 | 0 | 0 | 1 | 0 | 4 |

Batys Kazakhstan

people

| Age | Immigrants | | | | | Emigrants | | | | |
|------------------------|------------|------|------|------|------|-----------|------|------|------|------|
| | 2017 | 2018 | 2019 | 2020 | 2021 | 2017 | 2018 | 2019 | 2020 | 2021 |
| Men | | | | | | | | | | |
| Total | 47 | 49 | 12 | 7 | 17 | 84 | 118 | 142 | 73 | 67 |
| 14-18 | 8 | 6 | 3 | 1 | 3 | 21 | 43 | 43 | 26 | 35 |
| 19-23 | 18 | 18 | 2 | 1 | 3 | 23 | 26 | 35 | 18 | 7 |
| 24-28 | 21 | 25 | 7 | 5 | 11 | 40 | 49 | 64 | 29 | 25 |
| CIS countries | | | | | | | | | | |
| Total | 46 | 44 | 10 | 3 | 15 | 83 | 116 | 138 | 73 | 65 |
| 14-18 | 8 | 5 | 3 | 1 | 3 | 20 | 43 | 42 | 26 | 33 |
| 19-23 | 18 | 17 | 1 | 1 | 3 | 23 | 26 | 34 | 18 | 7 |
| 24-28 | 20 | 22 | 6 | 1 | 9 | 40 | 47 | 62 | 29 | 25 |
| Other countries | | | | | | | | | | |
| Total | 1 | 5 | 2 | 4 | 2 | 1 | 2 | 4 | 0 | 2 |
| 14-18 | 0 | 1 | 0 | 0 | 0 | 1 | 0 | 1 | 0 | 2 |
| 19-23 | 0 | 1 | 1 | 0 | 0 | 0 | 0 | 1 | 0 | 0 |
| 24-28 | 1 | 3 | 1 | 4 | 2 | 0 | 2 | 2 | 0 | 0 |

Continuation

| Age | Immigrants | | | | | Emigrants | | | | |
|------------------------|------------|------|------|------|------|-----------|------|------|------|------|
| | 2017 | 2018 | 2019 | 2020 | 2021 | 2017 | 2018 | 2019 | 2020 | 2021 |
| Women | | | | | | | | | | |
| Total | 49 | 50 | 15 | 6 | 19 | 140 | 168 | 161 | 95 | 74 |
| 14-18 | 1 | 6 | 4 | 2 | 4 | 29 | 35 | 41 | 37 | 31 |
| 19-23 | 24 | 15 | 3 | 2 | 5 | 44 | 44 | 40 | 32 | 12 |
| 24-28 | 24 | 29 | 8 | 2 | 10 | 67 | 89 | 80 | 26 | 31 |
| CIS countries | | | | | | | | | | |
| Total | 46 | 46 | 12 | 5 | 16 | 139 | 162 | 155 | 91 | 73 |
| 14-18 | 1 | 6 | 3 | 2 | 3 | 29 | 35 | 41 | 35 | 31 |
| 19-23 | 24 | 13 | 3 | 2 | 5 | 44 | 43 | 38 | 30 | 12 |
| 24-28 | 21 | 27 | 6 | 1 | 8 | 66 | 84 | 76 | 26 | 30 |
| Other countries | | | | | | | | | | |
| Total | 3 | 4 | 3 | 1 | 3 | 1 | 6 | 6 | 4 | 1 |
| 14-18 | 0 | 0 | 1 | 0 | 1 | 0 | 0 | 0 | 2 | 0 |
| 19-23 | 0 | 2 | 0 | 0 | 0 | 0 | 1 | 2 | 2 | 0 |
| 24-28 | 3 | 2 | 2 | 1 | 2 | 1 | 5 | 4 | 0 | 1 |

Zhambyl

people

| Age | Immigrants | | | | | Emigrants | | | | |
|------------------------|------------|------|------|------|------|-----------|------|------|------|------|
| | 2017 | 2018 | 2019 | 2020 | 2021 | 2017 | 2018 | 2019 | 2020 | 2021 |
| Men | | | | | | | | | | |
| Total | 77 | 66 | 27 | 19 | 26 | 99 | 100 | 100 | 93 | 110 |
| 14-18 | 20 | 15 | 8 | 5 | 3 | 20 | 32 | 31 | 32 | 41 |
| 19-23 | 28 | 27 | 6 | 6 | 10 | 38 | 30 | 31 | 27 | 38 |
| 24-28 | 29 | 24 | 13 | 8 | 13 | 41 | 38 | 38 | 34 | 31 |
| CIS countries | | | | | | | | | | |
| Total | 77 | 63 | 23 | 17 | 25 | 91 | 91 | 94 | 80 | 99 |
| 14-18 | 20 | 13 | 6 | 5 | 3 | 17 | 30 | 28 | 27 | 38 |
| 19-23 | 28 | 26 | 5 | 6 | 10 | 36 | 28 | 31 | 23 | 34 |
| 24-28 | 29 | 24 | 12 | 6 | 12 | 38 | 33 | 35 | 30 | 27 |
| Other countries | | | | | | | | | | |
| Total | 0 | 3 | 4 | 2 | 1 | 8 | 9 | 6 | 13 | 11 |
| 14-18 | 0 | 2 | 2 | 0 | 0 | 3 | 2 | 3 | 5 | 3 |
| 19-23 | 0 | 1 | 1 | 0 | 0 | 2 | 2 | 0 | 4 | 4 |
| 24-28 | 0 | 0 | 1 | 2 | 1 | 3 | 5 | 3 | 4 | 4 |
| Women | | | | | | | | | | |
| Total | 116 | 104 | 26 | 15 | 44 | 145 | 104 | 141 | 115 | 135 |
| 14-18 | 17 | 14 | 7 | 2 | 8 | 35 | 20 | 40 | 28 | 53 |
| 19-23 | 50 | 48 | 7 | 5 | 15 | 42 | 38 | 44 | 41 | 40 |
| 24-28 | 49 | 42 | 12 | 8 | 21 | 68 | 46 | 57 | 46 | 42 |
| CIS countries | | | | | | | | | | |
| Total | 113 | 100 | 25 | 15 | 42 | 134 | 90 | 116 | 94 | 116 |
| 14-18 | 17 | 10 | 6 | 2 | 8 | 33 | 19 | 27 | 19 | 47 |
| 19-23 | 50 | 48 | 7 | 5 | 14 | 40 | 31 | 40 | 34 | 34 |
| 24-28 | 46 | 42 | 12 | 8 | 20 | 61 | 40 | 49 | 41 | 35 |
| Other countries | | | | | | | | | | |
| Total | 3 | 4 | 1 | 0 | 2 | 11 | 14 | 25 | 21 | 19 |
| 14-18 | 0 | 4 | 1 | 0 | 0 | 2 | 1 | 13 | 9 | 6 |
| 19-23 | 0 | 0 | 0 | 0 | 1 | 2 | 7 | 4 | 7 | 6 |
| 24-28 | 3 | 0 | 0 | 0 | 1 | 7 | 6 | 8 | 5 | 7 |

Karagandy

people

| Age | Immigrants | | | | | Emigrants | | | | |
|--------------|------------|------|------|------|------|-----------|------|------|------|------|
| | 2017 | 2018 | 2019 | 2020 | 2021 | 2017 | 2018 | 2019 | 2020 | 2021 |
| Men | | | | | | | | | | |
| Total | 91 | 57 | 43 | 35 | 38 | 593 | 540 | 539 | 374 | 402 |
| 14-18 | 23 | 9 | 11 | 10 | 11 | 183 | 135 | 158 | 139 | 178 |
| 19-23 | 28 | 17 | 15 | 9 | 5 | 189 | 192 | 170 | 119 | 106 |
| 24-28 | 40 | 31 | 17 | 16 | 22 | 221 | 213 | 211 | 116 | 118 |

Continuation

| Age | Immigrants | | | | | Emigrants | | | | |
|------------------------|------------|------|------|------|------|-----------|------|------|------|------|
| | 2017 | 2018 | 2019 | 2020 | 2021 | 2017 | 2018 | 2019 | 2020 | 2021 |
| CIS countries | | | | | | | | | | |
| Total | 81 | 50 | 35 | 24 | 35 | 517 | 459 | 461 | 322 | 309 |
| 14-18 | 17 | 8 | 9 | 6 | 10 | 147 | 99 | 119 | 112 | 124 |
| 19-23 | 26 | 15 | 13 | 5 | 5 | 173 | 171 | 157 | 105 | 83 |
| 24-28 | 38 | 27 | 13 | 13 | 20 | 197 | 189 | 185 | 105 | 102 |
| Other countries | | | | | | | | | | |
| Total | 10 | 7 | 8 | 11 | 3 | 76 | 81 | 78 | 52 | 93 |
| 14-18 | 6 | 1 | 2 | 4 | 1 | 36 | 36 | 39 | 27 | 54 |
| 19-23 | 2 | 2 | 2 | 4 | 0 | 16 | 21 | 13 | 14 | 23 |
| 24-28 | 2 | 4 | 4 | 3 | 2 | 24 | 24 | 26 | 11 | 16 |
| Women | | | | | | | | | | |
| Total | 96 | 52 | 50 | 40 | 27 | 673 | 656 | 596 | 409 | 450 |
| 14-18 | 18 | 8 | 5 | 8 | 4 | 156 | 157 | 157 | 108 | 168 |
| 19-23 | 41 | 23 | 24 | 10 | 2 | 231 | 218 | 191 | 111 | 113 |
| 24-28 | 37 | 21 | 21 | 22 | 21 | 286 | 281 | 248 | 190 | 169 |
| CIS countries | | | | | | | | | | |
| Total | 93 | 46 | 43 | 36 | 22 | 582 | 573 | 516 | 350 | 359 |
| 14-18 | 17 | 7 | 3 | 7 | 4 | 126 | 130 | 132 | 86 | 132 |
| 19-23 | 40 | 22 | 22 | 9 | 2 | 210 | 199 | 169 | 95 | 94 |
| 24-28 | 36 | 17 | 18 | 20 | 16 | 246 | 244 | 215 | 169 | 133 |
| Other countries | | | | | | | | | | |
| Total | 3 | 6 | 7 | 4 | 5 | 91 | 83 | 80 | 59 | 91 |
| 14-18 | 1 | 1 | 2 | 1 | 0 | 30 | 27 | 25 | 22 | 36 |
| 19-23 | 1 | 1 | 2 | 1 | 0 | 21 | 19 | 22 | 16 | 19 |
| 24-28 | 1 | 4 | 3 | 2 | 5 | 40 | 37 | 33 | 21 | 36 |

Kostanai

people

| Age | Immigrants | | | | | Emigrants | | | | |
|------------------------|------------|------|------|------|------|-----------|------|------|------|------|
| | 2017 | 2018 | 2019 | 2020 | 2021 | 2017 | 2018 | 2019 | 2020 | 2021 |
| Men | | | | | | | | | | |
| Total | 93 | 156 | 123 | 58 | 83 | 531 | 591 | 495 | 300 | 265 |
| 14-18 | 15 | 31 | 24 | 17 | 15 | 127 | 160 | 156 | 102 | 103 |
| 19-23 | 33 | 46 | 39 | 16 | 32 | 168 | 197 | 137 | 85 | 58 |
| 24-28 | 45 | 79 | 60 | 25 | 36 | 236 | 234 | 202 | 113 | 104 |
| CIS countries | | | | | | | | | | |
| Total | 88 | 151 | 112 | 56 | 77 | 482 | 528 | 463 | 279 | 239 |
| 14-18 | 11 | 30 | 20 | 17 | 14 | 108 | 145 | 141 | 92 | 87 |
| 19-23 | 32 | 44 | 36 | 15 | 30 | 160 | 172 | 131 | 81 | 56 |
| 24-28 | 45 | 77 | 56 | 24 | 33 | 214 | 211 | 191 | 106 | 96 |
| Other countries | | | | | | | | | | |
| Total | 5 | 5 | 11 | 2 | 6 | 49 | 63 | 32 | 21 | 26 |
| 14-18 | 4 | 1 | 4 | 0 | 1 | 19 | 15 | 15 | 10 | 16 |
| 19-23 | 1 | 2 | 3 | 1 | 2 | 8 | 25 | 6 | 4 | 2 |
| 24-28 | 0 | 2 | 4 | 1 | 3 | 22 | 23 | 11 | 7 | 8 |
| Women | | | | | | | | | | |
| Total | 136 | 166 | 121 | 76 | 83 | 572 | 711 | 603 | 332 | 336 |
| 14-18 | 19 | 20 | 26 | 22 | 13 | 118 | 157 | 158 | 79 | 117 |
| 19-23 | 47 | 66 | 40 | 24 | 35 | 184 | 221 | 157 | 105 | 107 |
| 24-28 | 70 | 80 | 55 | 30 | 35 | 270 | 333 | 288 | 148 | 112 |
| CIS countries | | | | | | | | | | |
| Total | 134 | 154 | 112 | 70 | 76 | 514 | 629 | 551 | 303 | 289 |
| 14-18 | 18 | 18 | 21 | 18 | 13 | 104 | 135 | 141 | 72 | 101 |
| 19-23 | 46 | 59 | 38 | 22 | 34 | 166 | 199 | 150 | 97 | 94 |
| 24-28 | 70 | 77 | 53 | 30 | 29 | 244 | 295 | 260 | 134 | 94 |
| Other countries | | | | | | | | | | |
| Total | 2 | 12 | 9 | 6 | 7 | 58 | 82 | 52 | 29 | 47 |
| 14-18 | 1 | 2 | 5 | 4 | 0 | 14 | 22 | 17 | 7 | 16 |
| 19-23 | 1 | 7 | 2 | 2 | 1 | 18 | 22 | 7 | 8 | 13 |
| 24-28 | 0 | 3 | 2 | 0 | 6 | 26 | 38 | 28 | 14 | 18 |

Kyzylorda

people

| Age | Immigrants | | | | | Emigrants | | | | |
|------------------------|------------|------|------|------|------|-----------|------|------|------|------|
| | 2017 | 2018 | 2019 | 2020 | 2021 | 2017 | 2018 | 2019 | 2020 | 2021 |
| Men | | | | | | | | | | |
| Total | 5 | 7 | 1 | 10 | 2 | 8 | 10 | 6 | 4 | 5 |
| 14-18 | 1 | 1 | 0 | 1 | 0 | 3 | 2 | 0 | 0 | 1 |
| 19-23 | 4 | 2 | 0 | 5 | 1 | 1 | 2 | 3 | 2 | 2 |
| 24-28 | 0 | 4 | 1 | 4 | 1 | 4 | 6 | 3 | 2 | 2 |
| CIS countries | | | | | | | | | | |
| Total | 4 | 4 | 1 | 9 | 2 | 8 | 9 | 5 | 0 | 5 |
| 14-18 | 1 | 1 | 0 | 1 | 0 | 3 | 2 | 0 | 0 | 1 |
| 19-23 | 3 | 1 | 0 | 4 | 1 | 1 | 1 | 2 | 0 | 2 |
| 24-28 | 0 | 2 | 1 | 4 | 1 | 4 | 6 | 3 | 0 | 2 |
| Other countries | | | | | | | | | | |
| Total | 1 | 3 | 0 | 1 | 0 | 0 | 1 | 1 | 4 | 0 |
| 14-18 | 0 | 0 | 0 | 0 | 0 | 0 | 0 | 0 | 0 | 0 |
| 19-23 | 1 | 1 | 0 | 1 | 0 | 0 | 1 | 1 | 2 | 0 |
| 24-28 | 0 | 2 | 0 | 0 | 0 | 0 | 0 | 0 | 2 | 0 |
| Women | | | | | | | | | | |
| Total | 3 | 3 | 8 | 4 | 2 | 5 | 5 | 8 | 3 | 5 |
| 14-18 | 0 | 0 | 1 | 0 | 1 | 1 | 2 | 0 | 0 | 1 |
| 19-23 | 2 | 3 | 4 | 2 | 0 | 2 | 2 | 6 | 2 | 1 |
| 24-28 | 1 | 0 | 3 | 2 | 1 | 2 | 1 | 2 | 1 | 3 |
| CIS countries | | | | | | | | | | |
| Total | 3 | 3 | 8 | 4 | 2 | 5 | 5 | 6 | 1 | 4 |
| 14-18 | 0 | 0 | 1 | 0 | 1 | 1 | 2 | 0 | 0 | 1 |
| 19-23 | 2 | 3 | 4 | 2 | 0 | 2 | 2 | 4 | 0 | 1 |
| 24-28 | 1 | 0 | 3 | 2 | 1 | 2 | 1 | 2 | 1 | 2 |
| Other countries | | | | | | | | | | |
| Total | 0 | 0 | 0 | 0 | 0 | 0 | 0 | 2 | 2 | 1 |
| 14-18 | 0 | 0 | 0 | 0 | 0 | 0 | 0 | 0 | 0 | 0 |
| 19-23 | 0 | 0 | 0 | 0 | 0 | 0 | 0 | 2 | 2 | 0 |
| 24-28 | 0 | 0 | 0 | 0 | 0 | 0 | 0 | 0 | 0 | 1 |

Mangystau

people

| Age | Immigrants | | | | | Emigrants | | | | |
|------------------------|------------|------|------|------|------|-----------|------|------|------|------|
| | 2017 | 2018 | 2019 | 2020 | 2021 | 2017 | 2018 | 2019 | 2020 | 2021 |
| Men | | | | | | | | | | |
| Total | 297 | 261 | 370 | 341 | 469 | 36 | 33 | 52 | 14 | 33 |
| 14-18 | 42 | 41 | 64 | 94 | 66 | 9 | 8 | 9 | 5 | 19 |
| 19-23 | 117 | 107 | 147 | 119 | 190 | 11 | 10 | 21 | 3 | 2 |
| 24-28 | 138 | 113 | 159 | 128 | 213 | 16 | 15 | 22 | 6 | 12 |
| CIS countries | | | | | | | | | | |
| Total | 284 | 249 | 330 | 308 | 449 | 35 | 33 | 50 | 13 | 32 |
| 14-18 | 39 | 37 | 52 | 86 | 62 | 9 | 8 | 9 | 4 | 18 |
| 19-23 | 115 | 104 | 139 | 107 | 182 | 11 | 10 | 20 | 3 | 2 |
| 24-28 | 130 | 108 | 139 | 115 | 205 | 15 | 15 | 21 | 6 | 12 |
| Other countries | | | | | | | | | | |
| Total | 13 | 12 | 40 | 33 | 20 | 1 | 0 | 2 | 1 | 1 |
| 14-18 | 3 | 4 | 12 | 8 | 4 | 0 | 0 | 0 | 1 | 1 |
| 19-23 | 2 | 3 | 8 | 12 | 8 | 0 | 0 | 1 | 0 | 0 |
| 24-28 | 8 | 5 | 20 | 13 | 8 | 1 | 0 | 1 | 0 | 0 |
| Women | | | | | | | | | | |
| Total | 352 | 361 | 476 | 418 | 443 | 55 | 62 | 70 | 23 | 30 |
| 14-18 | 35 | 34 | 70 | 106 | 52 | 9 | 14 | 13 | 10 | 13 |
| 19-23 | 162 | 166 | 212 | 168 | 207 | 18 | 22 | 29 | 4 | 8 |
| 24-28 | 155 | 161 | 194 | 144 | 184 | 28 | 26 | 28 | 9 | 9 |
| CIS countries | | | | | | | | | | |
| Total | 335 | 350 | 445 | 386 | 422 | 51 | 59 | 68 | 23 | 30 |
| 14-18 | 35 | 33 | 65 | 96 | 50 | 8 | 14 | 12 | 10 | 13 |
| 19-23 | 156 | 164 | 199 | 157 | 199 | 18 | 22 | 29 | 4 | 8 |
| 24-28 | 144 | 153 | 181 | 133 | 173 | 25 | 23 | 27 | 9 | 9 |
| Other countries | | | | | | | | | | |
| Total | 17 | 11 | 31 | 32 | 21 | 4 | 3 | 2 | 0 | 0 |
| 14-18 | 0 | 1 | 5 | 10 | 2 | 1 | 0 | 1 | 0 | 0 |
| 19-23 | 6 | 2 | 13 | 11 | 8 | 0 | 0 | 0 | 0 | 0 |
| 24-28 | 11 | 8 | 13 | 11 | 11 | 3 | 3 | 1 | 0 | 0 |

Pavlodar

people

| Age | Immigrants | | | | | Emigrants | | | | |
|------------------------|------------|------|------|------|------|-----------|------|------|------|------|
| | 2017 | 2018 | 2019 | 2020 | 2021 | 2017 | 2018 | 2019 | 2020 | 2021 |
| Men | | | | | | | | | | |
| Total | 90 | 68 | 44 | 44 | 57 | 412 | 420 | 493 | 288 | 317 |
| 14-18 | 12 | 12 | 4 | 11 | 15 | 106 | 101 | 146 | 100 | 117 |
| 19-23 | 30 | 24 | 14 | 15 | 16 | 132 | 157 | 148 | 86 | 89 |
| 24-28 | 48 | 32 | 26 | 18 | 26 | 174 | 162 | 199 | 102 | 111 |
| CIS countries | | | | | | | | | | |
| Total | 77 | 54 | 27 | 27 | 41 | 363 | 383 | 455 | 263 | 270 |
| 14-18 | 11 | 8 | 2 | 8 | 13 | 90 | 92 | 135 | 89 | 94 |
| 19-23 | 28 | 19 | 7 | 7 | 8 | 118 | 145 | 141 | 82 | 77 |
| 24-28 | 38 | 27 | 18 | 12 | 20 | 155 | 146 | 179 | 92 | 99 |
| Other countries | | | | | | | | | | |
| Total | 13 | 14 | 17 | 17 | 16 | 49 | 37 | 38 | 25 | 47 |
| 14-18 | 1 | 4 | 2 | 3 | 2 | 16 | 9 | 11 | 11 | 23 |
| 19-23 | 2 | 5 | 7 | 8 | 8 | 14 | 12 | 7 | 4 | 12 |
| 24-28 | 10 | 5 | 8 | 6 | 6 | 19 | 16 | 20 | 10 | 12 |
| Women | | | | | | | | | | |
| Total | 59 | 57 | 40 | 49 | 55 | 482 | 505 | 599 | 381 | 348 |
| 14-18 | 7 | 5 | 10 | 8 | 8 | 100 | 121 | 152 | 108 | 109 |
| 19-23 | 27 | 27 | 14 | 22 | 24 | 175 | 158 | 213 | 123 | 106 |
| 24-28 | 25 | 25 | 16 | 19 | 23 | 207 | 226 | 234 | 150 | 133 |
| CIS countries | | | | | | | | | | |
| Total | 51 | 41 | 30 | 31 | 35 | 424 | 441 | 547 | 348 | 301 |
| 14-18 | 5 | 4 | 7 | 5 | 6 | 83 | 105 | 135 | 94 | 85 |
| 19-23 | 26 | 19 | 8 | 12 | 16 | 160 | 141 | 201 | 114 | 101 |
| 24-28 | 20 | 18 | 15 | 14 | 13 | 181 | 195 | 211 | 140 | 115 |
| Other countries | | | | | | | | | | |
| Total | 8 | 16 | 10 | 18 | 20 | 58 | 64 | 52 | 33 | 47 |
| 14-18 | 2 | 1 | 3 | 3 | 2 | 17 | 16 | 17 | 14 | 24 |
| 19-23 | 1 | 8 | 6 | 10 | 8 | 15 | 17 | 12 | 9 | 5 |
| 24-28 | 5 | 7 | 1 | 5 | 10 | 26 | 31 | 23 | 10 | 18 |

Soltustik Kazakhstan

people

| Age | Immigrants | | | | | Emigrants | | | | |
|------------------------|------------|------|------|------|------|-----------|------|------|------|------|
| | 2017 | 2018 | 2019 | 2020 | 2021 | 2017 | 2018 | 2019 | 2020 | 2021 |
| Men | | | | | | | | | | |
| Total | 125 | 99 | 100 | 75 | 61 | 372 | 437 | 422 | 228 | 244 |
| 14-18 | 23 | 20 | 20 | 28 | 13 | 87 | 95 | 99 | 64 | 60 |
| 19-23 | 48 | 40 | 34 | 25 | 23 | 134 | 154 | 159 | 84 | 87 |
| 24-28 | 54 | 39 | 46 | 22 | 25 | 151 | 188 | 164 | 80 | 97 |
| CIS countries | | | | | | | | | | |
| Total | 104 | 81 | 91 | 55 | 58 | 355 | 406 | 386 | 205 | 212 |
| 14-18 | 18 | 16 | 18 | 25 | 11 | 83 | 77 | 83 | 58 | 50 |
| 19-23 | 35 | 32 | 32 | 15 | 22 | 126 | 151 | 147 | 74 | 79 |
| 24-28 | 51 | 33 | 41 | 15 | 25 | 146 | 178 | 156 | 73 | 83 |
| Other countries | | | | | | | | | | |
| Total | 21 | 18 | 9 | 20 | 3 | 17 | 31 | 36 | 23 | 32 |
| 14-18 | 5 | 4 | 2 | 3 | 2 | 4 | 18 | 16 | 6 | 10 |
| 19-23 | 13 | 8 | 2 | 10 | 1 | 8 | 3 | 12 | 10 | 8 |
| 24-28 | 3 | 6 | 5 | 7 | 0 | 5 | 10 | 8 | 7 | 14 |
| Women | | | | | | | | | | |
| Total | 105 | 110 | 65 | 70 | 56 | 451 | 502 | 567 | 302 | 306 |
| 14-18 | 14 | 19 | 18 | 28 | 21 | 81 | 85 | 114 | 62 | 75 |
| 19-23 | 41 | 44 | 22 | 18 | 17 | 166 | 204 | 211 | 130 | 108 |
| 24-28 | 50 | 47 | 25 | 24 | 18 | 204 | 213 | 242 | 110 | 123 |
| CIS countries | | | | | | | | | | |
| Total | 88 | 87 | 57 | 58 | 54 | 419 | 465 | 526 | 275 | 272 |
| 14-18 | 11 | 15 | 15 | 24 | 20 | 74 | 73 | 100 | 54 | 66 |
| 19-23 | 30 | 29 | 19 | 11 | 17 | 157 | 198 | 195 | 123 | 100 |
| 24-28 | 47 | 43 | 23 | 23 | 17 | 188 | 194 | 231 | 98 | 106 |
| Other countries | | | | | | | | | | |
| Total | 17 | 23 | 8 | 12 | 2 | 32 | 37 | 41 | 27 | 34 |
| 14-18 | 3 | 4 | 3 | 4 | 1 | 7 | 12 | 14 | 8 | 9 |
| 19-23 | 11 | 15 | 3 | 7 | 0 | 9 | 6 | 16 | 7 | 8 |
| 24-28 | 3 | 4 | 2 | 1 | 1 | 16 | 19 | 11 | 12 | 17 |

Turkistan

people

| Age | Immigrants | | | | | Emigrants | | | | |
|------------------------|------------|------|------|------|------|-----------|------|------|------|------|
| | 2017 | 2018 | 2019 | 2020 | 2021 | 2017 | 2018 | 2019 | 2020 | 2021 |
| Men | | | | | | | | | | |
| Total | 72 | 72 | 29 | 285 | 62 | 21 | 44 | 34 | 27 | 27 |
| 14-18 | 13 | 16 | 5 | 88 | 12 | 6 | 13 | 8 | 10 | 7 |
| 19-23 | 25 | 30 | 15 | 142 | 18 | 7 | 18 | 9 | 7 | 9 |
| 24-28 | 34 | 26 | 9 | 55 | 32 | 8 | 13 | 17 | 10 | 11 |
| CIS countries | | | | | | | | | | |
| Total | 67 | 70 | 28 | 220 | 56 | 18 | 35 | 32 | 24 | 25 |
| 14-18 | 12 | 16 | 5 | 72 | 11 | 5 | 10 | 8 | 7 | 7 |
| 19-23 | 24 | 30 | 14 | 101 | 16 | 7 | 14 | 9 | 7 | 9 |
| 24-28 | 31 | 24 | 9 | 47 | 29 | 6 | 11 | 15 | 10 | 9 |
| Other countries | | | | | | | | | | |
| Total | 5 | 2 | 1 | 65 | 6 | 3 | 9 | 2 | 3 | 2 |
| 14-18 | 1 | 0 | 0 | 16 | 1 | 1 | 3 | 0 | 3 | 0 |
| 19-23 | 1 | 0 | 1 | 41 | 2 | 0 | 4 | 0 | 0 | 0 |
| 24-28 | 3 | 2 | 0 | 8 | 3 | 2 | 2 | 2 | 0 | 2 |
| Women | | | | | | | | | | |
| Total | 120 | 169 | 81 | 153 | 115 | 24 | 44 | 48 | 24 | 40 |
| 14-18 | 26 | 23 | 11 | 51 | 9 | 4 | 14 | 7 | 7 | 11 |
| 19-23 | 50 | 83 | 43 | 77 | 59 | 4 | 14 | 16 | 8 | 9 |
| 24-28 | 44 | 63 | 27 | 25 | 47 | 16 | 16 | 25 | 9 | 20 |
| CIS countries | | | | | | | | | | |
| Total | 119 | 168 | 77 | 120 | 113 | 21 | 40 | 45 | 23 | 35 |
| 14-18 | 26 | 23 | 10 | 45 | 9 | 4 | 13 | 7 | 6 | 8 |
| 19-23 | 50 | 82 | 41 | 56 | 59 | 4 | 12 | 14 | 8 | 9 |
| 24-28 | 43 | 63 | 26 | 19 | 45 | 13 | 15 | 24 | 9 | 18 |
| Other countries | | | | | | | | | | |
| Total | 1 | 1 | 4 | 33 | 2 | 3 | 4 | 3 | 1 | 5 |
| 14-18 | 0 | 0 | 1 | 6 | 0 | 0 | 1 | 0 | 1 | 3 |
| 19-23 | 0 | 1 | 2 | 21 | 0 | 0 | 2 | 2 | 0 | 0 |
| 24-28 | 1 | 0 | 1 | 6 | 2 | 3 | 1 | 1 | 0 | 2 |

Shygys Kazakhstan

people

| Age | Immigrants | | | | | Emigrants | | | | |
|------------------------|------------|------|------|------|------|-----------|------|------|------|------|
| | 2017 | 2018 | 2019 | 2020 | 2021 | 2017 | 2018 | 2019 | 2020 | 2021 |
| Men | | | | | | | | | | |
| Total | 123 | 94 | 77 | 53 | 54 | 555 | 682 | 666 | 486 | 375 |
| 14-18 | 19 | 22 | 12 | 14 | 11 | 129 | 160 | 143 | 134 | 107 |
| 19-23 | 61 | 33 | 25 | 17 | 19 | 181 | 206 | 235 | 178 | 140 |
| 24-28 | 43 | 39 | 40 | 22 | 24 | 245 | 316 | 288 | 174 | 128 |
| CIS countries | | | | | | | | | | |
| Total | 86 | 70 | 61 | 36 | 45 | 541 | 669 | 650 | 477 | 363 |
| 14-18 | 9 | 13 | 6 | 9 | 6 | 124 | 158 | 136 | 130 | 101 |
| 19-23 | 40 | 26 | 21 | 11 | 18 | 177 | 203 | 231 | 176 | 138 |
| 24-28 | 37 | 31 | 34 | 16 | 21 | 240 | 308 | 283 | 171 | 124 |
| Other countries | | | | | | | | | | |
| Total | 37 | 24 | 16 | 17 | 9 | 14 | 13 | 16 | 9 | 12 |
| 14-18 | 10 | 9 | 6 | 5 | 5 | 5 | 2 | 7 | 4 | 6 |
| 19-23 | 21 | 7 | 4 | 6 | 1 | 4 | 3 | 4 | 2 | 2 |
| 24-28 | 6 | 8 | 6 | 6 | 3 | 5 | 8 | 5 | 3 | 4 |
| Women | | | | | | | | | | |
| Total | 114 | 94 | 74 | 46 | 46 | 646 | 744 | 845 | 487 | 484 |
| 14-18 | 16 | 19 | 12 | 13 | 10 | 104 | 145 | 155 | 129 | 129 |
| 19-23 | 53 | 32 | 36 | 16 | 15 | 248 | 289 | 326 | 171 | 208 |
| 24-28 | 45 | 43 | 26 | 17 | 21 | 294 | 310 | 364 | 187 | 147 |
| CIS countries | | | | | | | | | | |
| Total | 88 | 61 | 48 | 34 | 34 | 628 | 726 | 817 | 472 | 458 |
| 14-18 | 14 | 10 | 7 | 9 | 10 | 100 | 140 | 149 | 126 | 119 |
| 19-23 | 37 | 18 | 23 | 12 | 9 | 243 | 286 | 319 | 168 | 202 |
| 24-28 | 37 | 33 | 18 | 13 | 15 | 285 | 300 | 349 | 178 | 137 |
| Other countries | | | | | | | | | | |
| Total | 26 | 33 | 26 | 12 | 12 | 18 | 18 | 28 | 15 | 26 |
| 14-18 | 2 | 9 | 5 | 4 | 0 | 4 | 5 | 6 | 3 | 10 |
| 19-23 | 16 | 14 | 13 | 4 | 6 | 5 | 3 | 7 | 3 | 6 |
| 24-28 | 8 | 10 | 8 | 4 | 6 | 9 | 10 | 15 | 9 | 10 |

Astana city

people

| Age | Immigrants | | | | | Emigrants | | | | |
|------------------------|------------|------|------|------|------|-----------|------|------|------|------|
| | 2017 | 2018 | 2019 | 2020 | 2021 | 2017 | 2018 | 2019 | 2020 | 2021 |
| Men | | | | | | | | | | |
| Total | 85 | 105 | 103 | 104 | 124 | 104 | 140 | 143 | 96 | 120 |
| 14-18 | 12 | 25 | 29 | 43 | 29 | 38 | 41 | 38 | 45 | 58 |
| 19-23 | 30 | 32 | 27 | 29 | 43 | 29 | 44 | 41 | 25 | 31 |
| 24-28 | 43 | 48 | 47 | 32 | 52 | 37 | 55 | 64 | 26 | 31 |
| CIS countries | | | | | | | | | | |
| Total | 49 | 61 | 51 | 38 | 87 | 89 | 116 | 121 | 77 | 70 |
| 14-18 | 4 | 9 | 8 | 13 | 21 | 32 | 34 | 31 | 37 | 38 |
| 19-23 | 19 | 19 | 17 | 13 | 28 | 22 | 40 | 34 | 19 | 12 |
| 24-28 | 26 | 33 | 26 | 12 | 38 | 35 | 42 | 56 | 21 | 20 |
| Other countries | | | | | | | | | | |
| Total | 36 | 44 | 52 | 66 | 37 | 15 | 24 | 22 | 19 | 50 |
| 14-18 | 8 | 16 | 21 | 30 | 8 | 6 | 7 | 7 | 8 | 20 |
| 19-23 | 11 | 13 | 10 | 16 | 15 | 7 | 4 | 7 | 6 | 19 |
| 24-28 | 17 | 15 | 21 | 20 | 14 | 2 | 13 | 8 | 5 | 11 |
| Women | | | | | | | | | | |
| Total | 89 | 102 | 135 | 122 | 116 | 127 | 187 | 164 | 126 | 153 |
| 14-18 | 8 | 18 | 23 | 29 | 19 | 26 | 37 | 36 | 37 | 49 |
| 19-23 | 28 | 38 | 43 | 40 | 43 | 31 | 43 | 51 | 34 | 37 |
| 24-28 | 53 | 46 | 69 | 53 | 54 | 70 | 107 | 77 | 55 | 67 |
| CIS countries | | | | | | | | | | |
| Total | 67 | 61 | 90 | 68 | 86 | 91 | 141 | 133 | 98 | 98 |
| 14-18 | 6 | 11 | 13 | 16 | 12 | 20 | 29 | 30 | 24 | 33 |
| 19-23 | 21 | 20 | 35 | 23 | 33 | 24 | 29 | 43 | 29 | 29 |
| 24-28 | 40 | 30 | 42 | 29 | 41 | 47 | 83 | 60 | 45 | 36 |
| Other countries | | | | | | | | | | |
| Total | 22 | 41 | 45 | 54 | 30 | 36 | 46 | 31 | 28 | 55 |
| 14-18 | 2 | 7 | 10 | 13 | 7 | 6 | 8 | 6 | 13 | 16 |
| 19-23 | 7 | 18 | 8 | 17 | 10 | 7 | 14 | 8 | 5 | 8 |
| 24-28 | 13 | 16 | 27 | 24 | 13 | 23 | 24 | 17 | 10 | 31 |

Almaty city

people

| Age | Immigrants | | | | | Emigrants | | | | |
|------------------------|------------|------|------|------|------|-----------|------|------|------|------|
| | 2017 | 2018 | 2019 | 2020 | 2021 | 2017 | 2018 | 2019 | 2020 | 2021 |
| Men | | | | | | | | | | |
| Total | 177 | 146 | 169 | 205 | 249 | 290 | 259 | 222 | 162 | 232 |
| 14-18 | 49 | 34 | 33 | 68 | 79 | 94 | 87 | 88 | 75 | 109 |
| 19-23 | 51 | 45 | 58 | 53 | 64 | 79 | 66 | 42 | 37 | 64 |
| 24-28 | 77 | 67 | 78 | 84 | 106 | 117 | 106 | 92 | 50 | 59 |
| CIS countries | | | | | | | | | | |
| Total | 137 | 95 | 91 | 98 | 140 | 247 | 225 | 193 | 131 | 175 |
| 14-18 | 30 | 23 | 14 | 39 | 50 | 76 | 74 | 78 | 64 | 80 |
| 19-23 | 46 | 32 | 39 | 25 | 38 | 65 | 60 | 36 | 28 | 50 |
| 24-28 | 61 | 40 | 38 | 34 | 52 | 106 | 91 | 79 | 39 | 45 |
| Other countries | | | | | | | | | | |
| Total | 40 | 51 | 78 | 107 | 109 | 43 | 34 | 29 | 31 | 57 |
| 14-18 | 19 | 11 | 19 | 29 | 29 | 18 | 13 | 10 | 11 | 29 |
| 19-23 | 5 | 13 | 19 | 28 | 26 | 14 | 6 | 6 | 9 | 14 |
| 24-28 | 16 | 27 | 40 | 50 | 54 | 11 | 15 | 13 | 11 | 14 |
| Women | | | | | | | | | | |
| Total | 272 | 260 | 185 | 259 | 298 | 293 | 314 | 269 | 215 | 259 |
| 14-18 | 45 | 45 | 42 | 57 | 73 | 76 | 87 | 69 | 90 | 98 |
| 19-23 | 90 | 87 | 64 | 86 | 84 | 67 | 73 | 63 | 41 | 55 |
| 24-28 | 137 | 128 | 79 | 116 | 141 | 150 | 154 | 137 | 84 | 106 |
| CIS countries | | | | | | | | | | |
| Total | 227 | 198 | 125 | 155 | 215 | 239 | 249 | 221 | 161 | 176 |
| 14-18 | 29 | 30 | 25 | 30 | 54 | 64 | 69 | 57 | 72 | 73 |
| 19-23 | 79 | 65 | 46 | 49 | 61 | 50 | 57 | 49 | 33 | 38 |
| 24-28 | 119 | 103 | 54 | 76 | 100 | 125 | 123 | 115 | 56 | 65 |
| Other countries | | | | | | | | | | |
| Total | 45 | 62 | 60 | 104 | 83 | 54 | 65 | 48 | 54 | 83 |
| 14-18 | 16 | 15 | 17 | 27 | 19 | 12 | 18 | 12 | 18 | 25 |
| 19-23 | 11 | 22 | 18 | 37 | 23 | 17 | 16 | 14 | 8 | 17 |
| 24-28 | 18 | 25 | 25 | 40 | 41 | 25 | 31 | 22 | 28 | 41 |

Shymkent city

people

| Age | Immigrants | | | | | Emigrants | | | | |
|------------------------|------------|------|------|------|------|-----------|------|------|------|------|
| | 2017 | 2018 | 2019 | 2020 | 2021 | 2017 | 2018 | 2019 | 2020 | 2021 |
| Men | | | | | | | | | | |
| Total | 202 | 150 | 123 | 112 | 148 | 60 | 68 | 50 | 46 | 58 |
| 14-18 | 28 | 27 | 32 | 24 | 30 | 14 | 20 | 13 | 16 | 21 |
| 19-23 | 80 | 59 | 37 | 47 | 57 | 18 | 17 | 16 | 17 | 19 |
| 24-28 | 94 | 64 | 54 | 41 | 61 | 28 | 31 | 21 | 13 | 18 |
| CIS countries | | | | | | | | | | |
| Total | 188 | 133 | 104 | 78 | 134 | 56 | 63 | 47 | 43 | 55 |
| 14-18 | 24 | 23 | 24 | 16 | 23 | 14 | 18 | 13 | 15 | 19 |
| 19-23 | 79 | 50 | 33 | 34 | 55 | 18 | 15 | 15 | 17 | 19 |
| 24-28 | 85 | 60 | 47 | 28 | 56 | 24 | 30 | 19 | 11 | 17 |
| Other countries | | | | | | | | | | |
| Total | 14 | 17 | 19 | 34 | 14 | 4 | 5 | 3 | 3 | 3 |
| 14-18 | 4 | 4 | 8 | 8 | 7 | 0 | 2 | 0 | 1 | 2 |
| 19-23 | 1 | 9 | 4 | 13 | 2 | 0 | 2 | 1 | 0 | 0 |
| 24-28 | 9 | 4 | 7 | 13 | 5 | 4 | 1 | 2 | 2 | 1 |
| Women | | | | | | | | | | |
| Total | 237 | 260 | 213 | 170 | 218 | 68 | 75 | 48 | 56 | 42 |
| 14-18 | 29 | 26 | 28 | 20 | 31 | 7 | 13 | 12 | 17 | 13 |
| 19-23 | 114 | 133 | 105 | 85 | 100 | 27 | 22 | 8 | 16 | 10 |
| 24-28 | 94 | 101 | 80 | 65 | 87 | 34 | 40 | 28 | 23 | 19 |
| CIS countries | | | | | | | | | | |
| Total | 222 | 255 | 200 | 148 | 196 | 60 | 71 | 44 | 50 | 39 |
| 14-18 | 26 | 25 | 25 | 17 | 26 | 7 | 12 | 12 | 16 | 12 |
| 19-23 | 109 | 131 | 99 | 74 | 95 | 25 | 21 | 7 | 15 | 10 |
| 24-28 | 87 | 99 | 76 | 57 | 75 | 28 | 38 | 25 | 19 | 17 |
| Other countries | | | | | | | | | | |
| Total | 15 | 5 | 13 | 22 | 22 | 8 | 4 | 4 | 6 | 3 |
| 14-18 | 3 | 1 | 3 | 3 | 5 | 0 | 1 | 0 | 1 | 1 |
| 19-23 | 5 | 2 | 6 | 11 | 5 | 2 | 1 | 1 | 1 | 0 |
| 24-28 | 7 | 2 | 4 | 8 | 12 | 6 | 2 | 3 | 4 | 2 |

5.3 Internal migration of youth

Republic of Kazakhstan

people

| Age | All youth | | | | | Urban youth | | | | | Rural youth | | | | |
|--------------------------|-----------|---------|---------|---------|---------|-------------|---------|---------|--------|---------|-------------|--------|--------|--------|--------|
| | 2017 | 2018 | 2019 | 2020 | 2021 | 2017 | 2018 | 2019 | 2020 | 2021 | 2017 | 2018 | 2019 | 2020 | 2021 |
| Arrivals, men | | | | | | | | | | | | | | | |
| Total | 128 370 | 132 856 | 149 780 | 113 085 | 125 094 | 85 282 | 88 313 | 94 960 | 73 669 | 86 651 | 43 088 | 44 543 | 54 820 | 39 416 | 38 443 |
| 14-18 | 29 523 | 35 647 | 40 915 | 26 868 | 30 559 | 19 886 | 24 485 | 24 288 | 16 934 | 21 183 | 9 637 | 11 162 | 16 627 | 9 934 | 9 376 |
| 19-23 | 45 695 | 48 328 | 50 599 | 38 787 | 42 873 | 30 518 | 31 898 | 31 992 | 24 733 | 28 998 | 15 177 | 16 430 | 18 607 | 14 054 | 13 875 |
| 24-28 | 53 152 | 48 881 | 58 266 | 47 430 | 51 662 | 34 878 | 31 930 | 38 680 | 32 002 | 36 470 | 18 274 | 16 951 | 19 586 | 15 428 | 15 192 |
| Departures, men | | | | | | | | | | | | | | | |
| Total | 128 370 | 132 856 | 149 780 | 113 085 | 125 094 | 70 835 | 71 874 | 82 964 | 61 411 | 71 654 | 57 535 | 60 982 | 66 816 | 51 674 | 53 440 |
| 14-18 | 29 523 | 35 647 | 40 915 | 26 868 | 30 559 | 15 390 | 17 789 | 21 559 | 13 791 | 16 930 | 14 133 | 17 858 | 19 356 | 13 077 | 13 629 |
| 19-23 | 45 695 | 48 328 | 50 599 | 38 787 | 42 873 | 24 932 | 25 637 | 28 121 | 21 012 | 24 081 | 20 763 | 22 691 | 22 478 | 17 775 | 18 792 |
| 24-28 | 53 152 | 48 881 | 58 266 | 47 430 | 51 662 | 30 513 | 28 448 | 33 284 | 26 608 | 30 643 | 22 639 | 20 433 | 24 982 | 20 822 | 21 019 |
| Arrivals, women | | | | | | | | | | | | | | | |
| Total | 169 360 | 163 000 | 187 625 | 150 806 | 152 538 | 109 847 | 107 126 | 113 637 | 94 742 | 104 108 | 59 513 | 55 874 | 73 988 | 56 064 | 48 430 |
| 14-18 | 29 415 | 32 350 | 37 352 | 26 476 | 28 588 | 20 173 | 22 680 | 21 442 | 15 917 | 19 522 | 9 242 | 9 670 | 15 910 | 10 559 | 9 066 |
| 19-23 | 69 546 | 67 044 | 71 646 | 60 087 | 58 547 | 43 951 | 43 310 | 42 430 | 36 183 | 38 473 | 25 595 | 23 734 | 29 216 | 23 904 | 20 074 |
| 24-28 | 70 399 | 63 606 | 78 627 | 64 243 | 65 403 | 45 723 | 41 136 | 49 765 | 42 642 | 46 113 | 24 676 | 22 470 | 28 862 | 21 601 | 19 290 |
| Departures, women | | | | | | | | | | | | | | | |
| Total | 169 360 | 163 000 | 187 625 | 150 806 | 152 538 | 89 719 | 84 492 | 100 049 | 77 789 | 82 333 | 79 641 | 78 508 | 87 576 | 73 017 | 70 205 |
| 14-18 | 29 415 | 32 350 | 37 352 | 26 476 | 28 588 | 14 575 | 15 031 | 18 520 | 12 806 | 15 084 | 14 840 | 17 319 | 18 832 | 13 670 | 13 504 |
| 19-23 | 69 546 | 67 044 | 71 646 | 60 087 | 58 547 | 34 376 | 32 493 | 37 376 | 29 195 | 28 982 | 35 170 | 34 551 | 34 270 | 30 892 | 29 565 |
| 24-28 | 70 399 | 63 606 | 78 627 | 64 243 | 65 403 | 40 768 | 36 968 | 44 153 | 35 788 | 38 267 | 29 631 | 26 638 | 34 474 | 28 455 | 27 136 |

Akmola

people

| Age | All youth | | | | | Urban youth | | | | | Rural youth | | | | |
|--------------------------|-----------|-------|-------|-------|-------|-------------|-------|-------|-------|-------|-------------|-------|-------|-------|-------|
| | 2017 | 2018 | 2019 | 2020 | 2021 | 2017 | 2018 | 2019 | 2020 | 2021 | 2017 | 2018 | 2019 | 2020 | 2021 |
| Arrivals, men | | | | | | | | | | | | | | | |
| Total | 5 283 | 4 523 | 5 617 | 4 487 | 4 795 | 2 478 | 2 268 | 2 624 | 2 190 | 2 207 | 2 805 | 2 255 | 2 993 | 2 297 | 2 588 |
| 14-18 | 1 196 | 1 154 | 1 586 | 966 | 1 137 | 584 | 582 | 756 | 470 | 586 | 612 | 572 | 830 | 496 | 551 |
| 19-23 | 1 886 | 1 599 | 1 969 | 1 800 | 1 887 | 927 | 823 | 992 | 885 | 842 | 959 | 776 | 977 | 915 | 1 045 |
| 24-28 | 2 201 | 1 770 | 2 062 | 1 721 | 1 771 | 967 | 863 | 876 | 835 | 779 | 1 234 | 907 | 1 186 | 886 | 992 |
| Departures, men | | | | | | | | | | | | | | | |
| Total | 5 517 | 5 161 | 6 368 | 4 816 | 5 532 | 2 354 | 2 329 | 2 698 | 1 941 | 2 230 | 3 163 | 2 832 | 3 670 | 2 875 | 3 302 |
| 14-18 | 1 252 | 1 340 | 1 706 | 980 | 1 183 | 502 | 597 | 628 | 338 | 420 | 750 | 743 | 1 078 | 642 | 763 |
| 19-23 | 2 045 | 1 897 | 2 192 | 1 795 | 2 099 | 895 | 897 | 1 021 | 766 | 913 | 1 150 | 1 000 | 1 171 | 1 029 | 1 186 |
| 24-28 | 2 220 | 1 924 | 2 470 | 2 041 | 2 250 | 957 | 835 | 1 049 | 837 | 897 | 1 263 | 1 089 | 1 421 | 1 204 | 1 353 |
| Arrivals, women | | | | | | | | | | | | | | | |
| Total | 6 141 | 4 911 | 6 322 | 5 054 | 4 645 | 2 756 | 2 267 | 2 763 | 2 411 | 2 169 | 3 385 | 2 644 | 3 559 | 2 643 | 2 476 |
| 14-18 | 1 155 | 947 | 1 346 | 876 | 874 | 525 | 448 | 587 | 400 | 449 | 630 | 499 | 759 | 476 | 425 |
| 19-23 | 2 411 | 1 939 | 2 390 | 2 059 | 1 768 | 1 117 | 953 | 1 121 | 1 019 | 858 | 1 294 | 986 | 1 269 | 1 040 | 910 |
| 24-28 | 2 575 | 2 025 | 2 586 | 2 119 | 2 003 | 1 114 | 866 | 1 055 | 992 | 862 | 1 461 | 1 159 | 1 531 | 1 127 | 1 141 |
| Departures, women | | | | | | | | | | | | | | | |
| Total | 6 753 | 5 542 | 6 999 | 5 587 | 5 610 | 2 816 | 2 433 | 2 844 | 2 222 | 2 149 | 3 937 | 3 109 | 4 155 | 3 365 | 3 461 |
| 14-18 | 1 302 | 1 009 | 1 435 | 875 | 1 009 | 514 | 398 | 477 | 304 | 371 | 788 | 611 | 958 | 571 | 638 |
| 19-23 | 2 766 | 2 259 | 2 695 | 2 239 | 2 243 | 1 133 | 1 004 | 1 128 | 864 | 838 | 1 633 | 1 255 | 1 567 | 1 375 | 1 405 |
| 24-28 | 2 685 | 2 274 | 2 869 | 2 473 | 2 358 | 1 169 | 1 031 | 1 239 | 1 054 | 940 | 1 516 | 1 243 | 1 630 | 1 419 | 1 418 |

Aktobe

people

| Age | All youth | | | | | Urban youth | | | | | Rural youth | | | | |
|----------------------|-----------|-------|-------|-------|-------|-------------|-------|-------|-------|-------|-------------|-------|-------|-------|-------|
| | 2017 | 2018 | 2019 | 2020 | 2021 | 2017 | 2018 | 2019 | 2020 | 2021 | 2017 | 2018 | 2019 | 2020 | 2021 |
| Arrivals, men | | | | | | | | | | | | | | | |
| Total | 5 675 | 4 899 | 5 557 | 4 452 | 4 592 | 4 264 | 3 455 | 3 886 | 3 387 | 3 522 | 1 411 | 1 444 | 1 671 | 1 065 | 1 070 |
| 14-18 | 1 421 | 1 165 | 1 501 | 1 036 | 1 097 | 1 112 | 843 | 1 046 | 820 | 870 | 309 | 322 | 455 | 216 | 227 |
| 19-23 | 2 164 | 1 882 | 1 919 | 1 591 | 1 667 | 1 630 | 1 303 | 1 341 | 1 180 | 1 260 | 534 | 579 | 578 | 411 | 407 |
| 24-28 | 2 090 | 1 852 | 2 137 | 1 825 | 1 828 | 1 522 | 1 309 | 1 499 | 1 387 | 1 392 | 568 | 543 | 638 | 438 | 436 |

| Age | All youth | | | | | Urban youth | | | | | Rural youth | | | | |
|--------------------------|-----------|-------|-------|-------|-------|-------------|-------|-------|-------|-------|-------------|-------|-------|-------|-------|
| | 2017 | 2018 | 2019 | 2020 | 2021 | 2017 | 2018 | 2019 | 2020 | 2021 | 2017 | 2018 | 2019 | 2020 | 2021 |
| Departures, men | | | | | | | | | | | | | | | |
| Total | 5 819 | 5 010 | 5 771 | 4 574 | 4 921 | 3 174 | 2 999 | 3 427 | 2 957 | 3 424 | 2 645 | 2 011 | 2 344 | 1 617 | 1 497 |
| 14-18 | 1 315 | 1 095 | 1 472 | 1 001 | 1 071 | 697 | 635 | 832 | 635 | 747 | 618 | 460 | 640 | 366 | 324 |
| 19-23 | 2 272 | 1 948 | 2 020 | 1 583 | 1 870 | 1 210 | 1 158 | 1 231 | 981 | 1 251 | 1 062 | 790 | 789 | 602 | 619 |
| 24-28 | 2 232 | 1 967 | 2 279 | 1 990 | 1 980 | 1 267 | 1 206 | 1 364 | 1 341 | 1 426 | 965 | 761 | 915 | 649 | 554 |
| Arrivals, women | | | | | | | | | | | | | | | |
| Total | 8 121 | 6 065 | 7 467 | 6 493 | 6 332 | 5 961 | 4 094 | 5 073 | 4 767 | 4 855 | 2 160 | 1 971 | 2 394 | 1 726 | 1 477 |
| 14-18 | 1 626 | 1 057 | 1 397 | 1 097 | 1 121 | 1 337 | 750 | 910 | 824 | 901 | 289 | 307 | 487 | 273 | 220 |
| 19-23 | 3 686 | 2 765 | 3 023 | 2 814 | 2 594 | 2 612 | 1 791 | 2 020 | 1 987 | 1 895 | 1 074 | 974 | 1 003 | 827 | 699 |
| 24-28 | 2 809 | 2 243 | 3 047 | 2 582 | 2 617 | 2 012 | 1 553 | 2 143 | 1 956 | 2 059 | 797 | 690 | 904 | 626 | 558 |
| Departures, women | | | | | | | | | | | | | | | |
| Total | 8 059 | 6 243 | 7 727 | 6 604 | | 4 203 | 3 505 | 4 371 | 4 184 | 4 237 | 3 856 | 2 738 | 3 356 | 2 420 | 2 312 |
| 14-18 | 1 408 | 1 016 | 1 376 | 1 011 | | 723 | 526 | 726 | 601 | 669 | 685 | 490 | 650 | 410 | 385 |
| 19-23 | 3 675 | 2 836 | 3 125 | 2 849 | | 1 837 | 1 554 | 1 738 | 1 703 | 1 606 | 1 838 | 1 282 | 1 387 | 1 146 | 1 106 |
| 24-28 | 2 976 | 2 391 | 3 226 | 2 744 | | 1 643 | 1 425 | 1 907 | 1 880 | 1 962 | 1 333 | 966 | 1 319 | 864 | 821 |

Almaty

people

| Age | All youth | | | | | Urban youth | | | | | Rural youth | | | | |
|--------------------------|-----------|--------|--------|--------|--------|-------------|-------|-------|-------|-------|-------------|--------|--------|--------|--------|
| | 2017 | 2018 | 2019 | 2020 | 2021 | 2017 | 2018 | 2019 | 2020 | 2021 | 2017 | 2018 | 2019 | 2020 | 2021 |
| Arrivals, men | | | | | | | | | | | | | | | |
| Total | 14 441 | 10 266 | 12 465 | 11 517 | 12 287 | 3 706 | 2 533 | 2 675 | 2 521 | 2 786 | 10 735 | 7 733 | 9 790 | 8 996 | 9 501 |
| 14-18 | 3 548 | 2 732 | 4 127 | 3 628 | 3 640 | 849 | 587 | 764 | 723 | 760 | 2 699 | 2 145 | 3 363 | 2 905 | 2 880 |
| 19-23 | 4 868 | 3 376 | 3 691 | 3 523 | 3 875 | 1 365 | 923 | 868 | 808 | 879 | 3 503 | 2 453 | 2 823 | 2 715 | 2 996 |
| 24-28 | 6 025 | 4 158 | 4 647 | 4 366 | 4 772 | 1 492 | 1 023 | 1 043 | 990 | 1 147 | 4 533 | 3 135 | 3 604 | 3 376 | 3 625 |
| Departures, men | | | | | | | | | | | | | | | |
| Total | 15 253 | 12 441 | 17 413 | 13 951 | 13 997 | 5 748 | 4 406 | 4 919 | 3 169 | 3 304 | 9 505 | 8 035 | 12 494 | 10 782 | 10 693 |
| 14-18 | 3 394 | 3 044 | 4 959 | 3 795 | 3 858 | 1 314 | 1 054 | 1 299 | 770 | 910 | 2 080 | 1 990 | 3 660 | 3 025 | 2 948 |
| 19-23 | 5 070 | 4 065 | 5 568 | 4 412 | 4 468 | 1 934 | 1 466 | 1 650 | 1 043 | 1 010 | 3 136 | 2 599 | 3 918 | 3 369 | 3 458 |
| 24-28 | 6 789 | 5 332 | 6 886 | 5 744 | 5 671 | 2 500 | 1 886 | 1 970 | 1 356 | 1 384 | 4 289 | 3 446 | 4 916 | 4 388 | 4 287 |
| Arrivals, women | | | | | | | | | | | | | | | |
| Total | 17 126 | 13 072 | 18 126 | 16 140 | 15 458 | 4 173 | 3 142 | 3 837 | 3 630 | 3 665 | 12 953 | 9 930 | 14 289 | 12 510 | 11 793 |
| 14-18 | 3 066 | 2 329 | 4 157 | 3 561 | 3 372 | 768 | 538 | 747 | 697 | 700 | 2 298 | 1 791 | 3 410 | 2 864 | 2 672 |
| 19-23 | 6 535 | 4 980 | 6 160 | 5 854 | 5 546 | 1 714 | 1 208 | 1 400 | 1 401 | 1 379 | 4 821 | 3 772 | 4 760 | 4 453 | 4 167 |
| 24-28 | 7 525 | 5 763 | 7 809 | 6 725 | 6 540 | 1 691 | 1 396 | 1 690 | 1 532 | 1 586 | 5 834 | 4 367 | 6 119 | 5 193 | 4 954 |
| Departures, women | | | | | | | | | | | | | | | |
| Total | 20 451 | 16 531 | 21 582 | 19 182 | 17 792 | 7 247 | 5 474 | 5 622 | 4 027 | 3 819 | 13 204 | 11 057 | 15 960 | 15 155 | 13 973 |
| 14-18 | 3 279 | 2 707 | 4 626 | 3 860 | 3 577 | 1 175 | 850 | 1 091 | 765 | 753 | 2 104 | 1 857 | 3 535 | 3 095 | 2 824 |
| 19-23 | 7 669 | 6 003 | 7 336 | 6 943 | 6 426 | 2 674 | 2 010 | 1 928 | 1 416 | 1 303 | 4 995 | 3 993 | 5 408 | 5 527 | 5 123 |
| 24-28 | 9 503 | 7 821 | 9 620 | 8 379 | 7 789 | 3 398 | 2 614 | 2 603 | 1 846 | 1 763 | 6 105 | 5 207 | 7 017 | 6 533 | 6 026 |

Atyrau

people

| Age | All youth | | | | | Urban youth | | | | | Rural youth | | | | |
|--------------------------|-----------|-------|-------|-------|-------|-------------|-------|-------|-------|-------|-------------|-------|-------|-------|-------|
| | 2017 | 2018 | 2019 | 2020 | 2021 | 2017 | 2018 | 2019 | 2020 | 2021 | 2017 | 2018 | 2019 | 2020 | 2021 |
| Arrivals, men | | | | | | | | | | | | | | | |
| Total | 3 280 | 2 766 | 3 310 | 2 650 | 3 102 | 1 772 | 1 378 | 1 572 | 1 244 | 1 536 | 1 508 | 1 388 | 1 738 | 1 406 | 1 566 |
| 14-18 | 704 | 616 | 891 | 622 | 797 | 368 | 291 | 386 | 259 | 359 | 336 | 325 | 505 | 363 | 438 |
| 19-23 | 1 150 | 999 | 1 093 | 917 | 1 067 | 614 | 490 | 535 | 442 | 540 | 536 | 509 | 558 | 475 | 527 |
| 24-28 | 1 426 | 1 151 | 1 326 | 1 111 | 1 238 | 790 | 597 | 651 | 543 | 637 | 636 | 554 | 675 | 568 | 601 |
| Departures, men | | | | | | | | | | | | | | | |
| Total | 3 137 | 2 495 | 3 443 | 2 764 | 3 361 | 1 473 | 1 347 | 1 743 | 1 305 | 1 646 | 1 664 | 1 148 | 1 700 | 1 459 | 1 715 |
| 14-18 | 849 | 673 | 1 024 | 759 | 966 | 384 | 348 | 543 | 357 | 485 | 465 | 325 | 481 | 402 | 481 |
| 19-23 | 950 | 758 | 1 015 | 868 | 1 038 | 441 | 406 | 497 | 414 | 464 | 509 | 352 | 518 | 454 | 574 |
| 24-28 | 1 338 | 1 064 | 1 404 | 1 137 | 1 357 | 648 | 593 | 703 | 534 | 697 | 690 | 471 | 701 | 603 | 660 |
| Arrivals, women | | | | | | | | | | | | | | | |
| Total | 5 497 | 4 264 | 5 033 | 4 339 | 4 445 | 2 588 | 1 759 | 2 170 | 1 872 | 2 063 | 2 909 | 2 505 | 2 863 | 2 467 | 2 382 |
| 14-18 | 804 | 556 | 879 | 655 | 778 | 391 | 229 | 346 | 240 | 345 | 413 | 327 | 533 | 415 | 433 |
| 19-23 | 2 435 | 1 961 | 2 063 | 1 992 | 1 832 | 1 099 | 763 | 859 | 802 | 820 | 1 336 | 1 198 | 1 204 | 1 190 | 1 012 |
| 24-28 | 2 258 | 1 747 | 2 091 | 1 692 | 1 835 | 1 098 | 767 | 965 | 830 | 898 | 1 160 | 980 | 1 126 | 862 | 937 |
| Departures, women | | | | | | | | | | | | | | | |
| Total | 5 388 | 4 026 | 4 907 | 4 208 | 4 825 | 2 105 | 1 849 | 2 291 | 1 675 | 2 093 | 3 283 | 2 177 | 2 616 | 2 533 | 2 732 |
| 14-18 | 1 068 | 612 | 972 | 743 | 982 | 416 | 313 | 474 | 307 | 476 | 652 | 299 | 498 | 436 | 506 |
| 19-23 | 2 224 | 1 682 | 1 883 | 1 794 | 1 874 | 789 | 687 | 793 | 660 | 714 | 1 435 | 995 | 1 090 | 1 134 | 1 160 |
| 24-28 | 2 096 | 1 732 | 2 052 | 1 671 | 1 969 | 900 | 849 | 1 024 | 708 | 903 | 1 196 | 883 | 1 028 | 963 | 1 066 |

Batys Kazakhstan

people

| Age | All youth | | | | | Urban youth | | | | | Rural youth | | | | |
|--------------------------|-----------|-------|-------|-------|-------|-------------|-------|-------|-------|-------|-------------|-------|-------|-------|-------|
| | 2017 | 2018 | 2019 | 2020 | 2021 | 2017 | 2018 | 2019 | 2020 | 2021 | 2017 | 2018 | 2019 | 2020 | 2021 |
| Arrivals, men | | | | | | | | | | | | | | | |
| Total | 5 707 | 4 161 | 5 021 | 3 453 | 3 563 | 3 675 | 2 378 | 2 747 | 1 922 | 2 171 | 2 032 | 1 783 | 2 274 | 1 531 | 1 392 |
| 14-18 | 1 645 | 945 | 1 319 | 807 | 882 | 1 270 | 581 | 739 | 501 | 618 | 375 | 364 | 580 | 306 | 264 |
| 19-23 | 1 945 | 1 440 | 1 649 | 1 180 | 1 180 | 1 196 | 758 | 869 | 597 | 656 | 749 | 682 | 780 | 583 | 524 |
| 24-28 | 2 117 | 1 776 | 2 053 | 1 466 | 1 501 | 1 209 | 1 039 | 1 139 | 824 | 897 | 908 | 737 | 914 | 642 | 604 |
| Departures, men | | | | | | | | | | | | | | | |
| Total | 5 946 | 4 404 | 5 298 | 3 719 | 3 799 | 2 466 | 2 103 | 2 580 | 1 908 | 1 967 | 3 480 | 2 301 | 2 718 | 1 811 | 1 832 |
| 14-18 | 1 601 | 968 | 1 372 | 858 | 976 | 463 | 367 | 542 | 360 | 447 | 1 138 | 601 | 830 | 498 | 529 |
| 19-23 | 2 169 | 1 677 | 1 877 | 1 332 | 1 293 | 1 048 | 923 | 1 077 | 754 | 704 | 1 121 | 754 | 800 | 578 | 589 |
| 24-28 | 2 176 | 1 759 | 2 049 | 1 529 | 1 530 | 955 | 813 | 961 | 794 | 816 | 1 221 | 946 | 1 088 | 735 | 714 |
| Arrivals, women | | | | | | | | | | | | | | | |
| Total | 8 086 | 5 907 | 7 046 | 4 792 | 4 496 | 4 939 | 3 061 | 3 588 | 2 472 | 2 539 | 3 147 | 2 846 | 3 458 | 2 320 | 1 957 |
| 14-18 | 2 080 | 955 | 1 308 | 851 | 782 | 1 675 | 571 | 714 | 466 | 508 | 405 | 384 | 594 | 385 | 274 |
| 19-23 | 3 200 | 2 538 | 2 835 | 2 053 | 1 840 | 1 677 | 1 186 | 1 332 | 974 | 966 | 1 523 | 1 352 | 1 503 | 1 079 | 874 |
| 24-28 | 2 806 | 2 414 | 2 903 | 1 888 | 1 874 | 1 587 | 1 304 | 1 542 | 1 032 | 1 065 | 1 219 | 1 110 | 1 361 | 856 | 809 |
| Departures, women | | | | | | | | | | | | | | | |
| Total | 8 584 | 6 445 | 7 654 | 5 432 | 5 036 | 3 818 | 3 151 | 3 877 | 2 749 | 2 475 | 4 766 | 3 294 | 3 777 | 2 683 | 2 561 |
| 14-18 | 1 871 | 1 003 | 1 360 | 882 | 853 | 535 | 399 | 567 | 366 | 372 | 1 336 | 604 | 793 | 516 | 481 |
| 19-23 | 3 762 | 2 989 | 3 312 | 2 528 | 2 117 | 1 848 | 1 583 | 1 856 | 1 333 | 1 006 | 1 914 | 1 406 | 1 456 | 1 195 | 1 111 |
| 24-28 | 2 951 | 2 453 | 2 982 | 2 022 | 2 066 | 1 435 | 1 169 | 1 454 | 1 050 | 1 097 | 1 516 | 1 284 | 1 528 | 972 | 969 |

Zhambyl

people

| Age | All youth | | | | | Urban youth | | | | | Rural youth | | | | |
|--------------------------|-----------|-------|--------|--------|-------|-------------|-------|-------|-------|-------|-------------|-------|-------|-------|-------|
| | 2017 | 2018 | 2019 | 2020 | 2021 | 2017 | 2018 | 2019 | 2020 | 2021 | 2017 | 2018 | 2019 | 2020 | 2021 |
| Arrivals, men | | | | | | | | | | | | | | | |
| Total | 3 974 | 4 622 | 6 436 | 5 434 | 5 778 | 1 160 | 1 869 | 2 217 | 2 330 | 2 675 | 2 814 | 2 753 | 4 219 | 3 104 | 3 103 |
| 14-18 | 845 | 1 044 | 1 782 | 1 200 | 1 161 | 244 | 419 | 592 | 507 | 557 | 601 | 625 | 1 190 | 693 | 604 |
| 19-23 | 1 502 | 1 741 | 2 223 | 2 039 | 2 268 | 451 | 742 | 768 | 907 | 1 050 | 1 051 | 999 | 1 455 | 1 132 | 1 218 |
| 24-28 | 1 627 | 1 837 | 2 431 | 2 195 | 2 349 | 465 | 708 | 857 | 916 | 1 068 | 1 162 | 1 129 | 1 574 | 1 279 | 1 281 |
| Departures, men | | | | | | | | | | | | | | | |
| Total | 6 674 | 6 326 | 8 507 | 6 593 | 6 890 | 2 942 | 2 608 | 3 349 | 2 532 | 2 723 | 3 732 | 3 718 | 5 158 | 4 061 | 4 167 |
| 14-18 | 1 560 | 1 545 | 2 386 | 1 573 | 1 561 | 620 | 607 | 883 | 533 | 579 | 940 | 938 | 1 503 | 1 040 | 982 |
| 19-23 | 2 521 | 2 327 | 2 928 | 2 360 | 2 541 | 1 162 | 959 | 1 199 | 935 | 972 | 1 359 | 1 368 | 1 729 | 1 425 | 1 569 |
| 24-28 | 2 593 | 2 454 | 3 193 | 2 660 | 2 788 | 1 160 | 1 042 | 1 267 | 1 064 | 1 172 | 1 433 | 1 412 | 1 926 | 1 596 | 1 616 |
| Arrivals, women | | | | | | | | | | | | | | | |
| Total | 6 517 | 7 170 | 9 321 | 8 006 | 7 285 | 1 698 | 2 673 | 3 040 | 3 170 | 3 206 | 4 819 | 4 497 | 6 281 | 4 836 | 4 079 |
| 14-18 | 984 | 1 109 | 1 850 | 1 301 | 1 146 | 272 | 400 | 558 | 497 | 472 | 712 | 709 | 1 292 | 804 | 674 |
| 19-23 | 2 953 | 3 160 | 3 684 | 3 429 | 3 105 | 749 | 1 184 | 1 230 | 1 361 | 1 351 | 2 204 | 1 976 | 2 454 | 2 068 | 1 754 |
| 24-28 | 2 580 | 2 901 | 3 787 | 3 276 | 3 034 | 677 | 1 089 | 1 252 | 1 312 | 1 383 | 1 903 | 1 812 | 2 535 | 1 964 | 1 651 |
| Departures, women | | | | | | | | | | | | | | | |
| Total | 9 867 | 9 396 | 11 865 | 10 163 | 9 675 | 3 992 | 3 551 | 4 082 | 3 343 | 3 248 | 5 875 | 5 845 | 7 783 | 6 820 | 6 427 |
| 14-18 | 1 609 | 1 576 | 2 400 | 1 708 | 1 699 | 620 | 568 | 776 | 480 | 543 | 989 | 1 008 | 1 624 | 1 228 | 1 156 |
| 19-23 | 4 358 | 4 068 | 4 685 | 4 389 | 4 082 | 1 674 | 1 451 | 1 610 | 1 391 | 1 308 | 2 684 | 2 617 | 3 075 | 2 998 | 2 774 |
| 24-28 | 3 900 | 3 752 | 4 780 | 4 066 | 3 894 | 1 698 | 1 532 | 1 696 | 1 472 | 1 397 | 2 202 | 2 220 | 3 084 | 2 594 | 2 497 |

Karagandy

people

| Age | All youth | | | | | Urban youth | | | | | Rural youth | | | | |
|------------------------|-----------|-------|-------|-------|-------|-------------|-------|-------|-------|-------|-------------|-------|-------|-------|-------|
| | 2017 | 2018 | 2019 | 2020 | 2021 | 2017 | 2018 | 2019 | 2020 | 2021 | 2017 | 2018 | 2019 | 2020 | 2021 |
| Arrivals, men | | | | | | | | | | | | | | | |
| Total | 6 519 | 6 149 | 8 081 | 5 597 | 6 274 | 5 168 | 4 553 | 6 127 | 4 358 | 5 001 | 1 351 | 1 596 | 1 954 | 1 239 | 1 273 |
| 14-18 | 1 521 | 1 465 | 2 242 | 1 443 | 1 647 | 1 182 | 1 067 | 1 596 | 1 100 | 1 300 | 339 | 398 | 646 | 343 | 347 |
| 19-23 | 2 360 | 2 460 | 3 031 | 1 925 | 2 336 | 1 864 | 1 799 | 2 331 | 1 486 | 1 838 | 496 | 661 | 700 | 439 | 498 |
| 24-28 | 2 638 | 2 224 | 2 808 | 2 229 | 2 291 | 2 122 | 1 687 | 2 200 | 1 772 | 1 863 | 516 | 537 | 608 | 457 | 428 |
| Departures, men | | | | | | | | | | | | | | | |
| Total | 7 325 | 6 848 | 8 896 | 6 256 | 6 969 | 4 799 | 4 895 | 6 157 | 4 285 | 4 898 | 2 526 | 1 953 | 2 739 | 1 971 | 2 071 |
| 14-18 | 1 633 | 1 594 | 2 430 | 1 569 | 1 806 | 1 037 | 1 094 | 1 589 | 1 001 | 1 184 | 596 | 500 | 841 | 568 | 622 |
| 19-23 | 2 757 | 2 697 | 3 278 | 2 160 | 2 474 | 1 816 | 1 939 | 2 300 | 1 461 | 1 718 | 941 | 758 | 978 | 699 | 756 |
| 24-28 | 2 935 | 2 557 | 3 188 | 2 527 | 2 689 | 1 946 | 1 862 | 2 268 | 1 823 | 1 996 | 989 | 695 | 920 | 704 | 693 |

Continuation

| Age | All youth | | | | | Urban youth | | | | | Rural youth | | | | |
|--------------------------|-----------|-------|--------|-------|-------|-------------|-------|-------|-------|-------|-------------|-------|-------|-------|-------|
| | 2017 | 2018 | 2019 | 2020 | 2021 | 2017 | 2018 | 2019 | 2020 | 2021 | 2017 | 2018 | 2019 | 2020 | 2021 |
| Arrivals, women | | | | | | | | | | | | | | | |
| Total | 8 426 | 6 940 | 9 407 | 7 403 | 7 209 | 6 510 | 4 989 | 6 899 | 5 698 | 5 785 | 1 916 | 1 951 | 2 508 | 1 705 | 1 424 |
| 14-18 | 1 516 | 1 184 | 2 077 | 1 342 | 1 525 | 1 227 | 867 | 1 455 | 1 021 | 1 231 | 289 | 317 | 622 | 321 | 294 |
| 19-23 | 3 433 | 2 830 | 3 537 | 2 971 | 2 784 | 2 598 | 1 965 | 2 589 | 2 241 | 2 216 | 835 | 865 | 948 | 730 | 568 |
| 24-28 | 3 477 | 2 926 | 3 793 | 3 090 | 2 900 | 2 685 | 2 157 | 2 855 | 2 436 | 2 338 | 792 | 769 | 938 | 654 | 562 |
| Departures, women | | | | | | | | | | | | | | | |
| Total | 9 508 | 7 805 | 10 253 | 8 106 | 8 138 | 6 285 | 5 447 | 6 982 | 5 460 | 5 577 | 3 223 | 2 358 | 3 271 | 2 646 | 2 561 |
| 14-18 | 1 614 | 1 361 | 2 219 | 1 502 | 1 687 | 963 | 879 | 1 405 | 916 | 1 101 | 651 | 482 | 814 | 586 | 586 |
| 19-23 | 3 910 | 3 106 | 3 815 | 3 111 | 3 050 | 2 486 | 2 083 | 2 491 | 1 991 | 2 012 | 1 424 | 1 023 | 1 324 | 1 120 | 1 038 |
| 24-28 | 3 984 | 3 338 | 4 219 | 3 493 | 3 401 | 2 836 | 2 485 | 3 086 | 2 553 | 2 464 | 1 148 | 853 | 1 133 | 940 | 937 |

Kostanai

people

| Age | All youth | | | | | Urban youth | | | | | Rural youth | | | | |
|--------------------------|-----------|-------|-------|-------|-------|-------------|-------|-------|-------|-------|-------------|-------|-------|-------|-------|
| | 2017 | 2018 | 2019 | 2020 | 2021 | 2017 | 2018 | 2019 | 2020 | 2021 | 2017 | 2018 | 2019 | 2020 | 2021 |
| Arrivals, men | | | | | | | | | | | | | | | |
| Total | 5 668 | 5 019 | 5 588 | 3 630 | 3 770 | 3 451 | 2 921 | 3 360 | 2 247 | 2 492 | 2 217 | 2 098 | 2 228 | 1 383 | 1 278 |
| 14-18 | 1 504 | 1 407 | 1 432 | 825 | 900 | 980 | 882 | 837 | 514 | 616 | 524 | 525 | 595 | 311 | 284 |
| 19-23 | 1 860 | 1 545 | 1 902 | 1 389 | 1 381 | 1 154 | 911 | 1 166 | 876 | 912 | 706 | 634 | 736 | 513 | 469 |
| 24-28 | 2 304 | 2 067 | 2 254 | 1 416 | 1 489 | 1 317 | 1 128 | 1 357 | 857 | 964 | 987 | 939 | 897 | 559 | 525 |
| Departures, men | | | | | | | | | | | | | | | |
| Total | 5 863 | 5 121 | 6 109 | 4 264 | 4 325 | 2 336 | 2 138 | 2 903 | 2 057 | 2 152 | 3 527 | 2 983 | 3 206 | 2 207 | 2 173 |
| 14-18 | 1 403 | 1 336 | 1 527 | 897 | 1 010 | 507 | 503 | 625 | 379 | 471 | 896 | 833 | 902 | 518 | 539 |
| 19-23 | 2 047 | 1 686 | 2 190 | 1 752 | 1 678 | 853 | 807 | 1 164 | 930 | 877 | 1 194 | 879 | 1 026 | 822 | 801 |
| 24-28 | 2 413 | 2 099 | 2 392 | 1 615 | 1 637 | 976 | 828 | 1 114 | 748 | 804 | 1 437 | 1 271 | 1 278 | 867 | 833 |
| Arrivals, women | | | | | | | | | | | | | | | |
| Total | 6 699 | 5 811 | 6 636 | 4 578 | 4 229 | 3 914 | 3 294 | 3 910 | 2 699 | 2 683 | 2 785 | 2 517 | 2 726 | 1 879 | 1 546 |
| 14-18 | 1 312 | 1 225 | 1 358 | 844 | 765 | 803 | 762 | 794 | 472 | 507 | 509 | 463 | 564 | 372 | 258 |
| 19-23 | 2 791 | 2 220 | 2 505 | 1 883 | 1 702 | 1 612 | 1 233 | 1 496 | 1 106 | 1 057 | 1 179 | 987 | 1 009 | 777 | 645 |
| 24-28 | 2 596 | 2 366 | 2 773 | 1 851 | 1 762 | 1 499 | 1 299 | 1 620 | 1 121 | 1 119 | 1 097 | 1 067 | 1 153 | 730 | 643 |
| Departures, women | | | | | | | | | | | | | | | |
| Total | 7 254 | 6 082 | 7 104 | 5 149 | 4 890 | 2 770 | 2 441 | 3 086 | 2 308 | 2 237 | 4 484 | 3 641 | 4 018 | 2 841 | 2 653 |
| 14-18 | 1 352 | 1 205 | 1 385 | 921 | 904 | 450 | 454 | 516 | 353 | 388 | 902 | 751 | 869 | 568 | 516 |
| 19-23 | 3 115 | 2 424 | 2 855 | 2 123 | 1 997 | 1 161 | 970 | 1 249 | 958 | 880 | 1 954 | 1 454 | 1 606 | 1 165 | 1 117 |
| 24-28 | 2 787 | 2 453 | 2 864 | 2 105 | 1 989 | 1 159 | 1 017 | 1 321 | 997 | 969 | 1 628 | 1 436 | 1 543 | 1 108 | 1 020 |

Kyzylorda

people

| Age | All youth | | | | | Urban youth | | | | | Rural youth | | | | |
|--------------------------|-----------|-------|-------|-------|-------|-------------|-------|-------|-------|-------|-------------|-------|-------|-------|-------|
| | 2017 | 2018 | 2019 | 2020 | 2021 | 2017 | 2018 | 2019 | 2020 | 2021 | 2017 | 2018 | 2019 | 2020 | 2021 |
| Arrivals, men | | | | | | | | | | | | | | | |
| Total | 4 892 | 4 988 | 5 819 | 3 721 | 3 677 | 2 285 | 2 367 | 2 625 | 1 697 | 1 785 | 2 607 | 2 621 | 3 194 | 2 024 | 1 892 |
| 14-18 | 989 | 1 092 | 1 431 | 740 | 711 | 495 | 560 | 655 | 370 | 374 | 494 | 532 | 776 | 370 | 337 |
| 19-23 | 1 971 | 2 048 | 2 302 | 1 499 | 1 450 | 910 | 914 | 1 043 | 687 | 689 | 1 061 | 1 134 | 1 259 | 812 | 761 |
| 24-28 | 1 932 | 1 848 | 2 086 | 1 482 | 1 516 | 880 | 893 | 927 | 640 | 722 | 1 052 | 955 | 1 159 | 842 | 794 |
| Departures, men | | | | | | | | | | | | | | | |
| Total | 5 613 | 5 620 | 6 634 | 4 356 | 4 621 | 2 371 | 2 321 | 2 604 | 1 828 | 1 995 | 3 242 | 3 299 | 4 030 | 2 528 | 2 626 |
| 14-18 | 1 335 | 1 519 | 1 693 | 959 | 1 001 | 552 | 641 | 659 | 446 | 485 | 783 | 878 | 1 034 | 513 | 516 |
| 19-23 | 2 230 | 2 174 | 2 541 | 1 655 | 1 772 | 880 | 852 | 930 | 647 | 726 | 1 350 | 1 322 | 1 611 | 1 008 | 1 046 |
| 24-28 | 2 048 | 1 927 | 2 400 | 1 742 | 1 848 | 939 | 828 | 1 015 | 735 | 784 | 1 109 | 1 099 | 1 385 | 1 007 | 1 064 |
| Arrivals, women | | | | | | | | | | | | | | | |
| Total | 6 491 | 6 262 | 7 921 | 5 813 | 5 137 | 2 937 | 2 796 | 3 271 | 2 517 | 2 375 | 3 554 | 3 466 | 4 650 | 3 296 | 2 762 |
| 14-18 | 912 | 886 | 1 274 | 816 | 753 | 508 | 409 | 551 | 375 | 383 | 404 | 477 | 723 | 441 | 370 |
| 19-23 | 3 134 | 2 929 | 3 580 | 2 773 | 2 334 | 1 328 | 1 276 | 1 420 | 1 143 | 1 020 | 1 806 | 1 653 | 2 160 | 1 630 | 1 314 |
| 24-28 | 2 445 | 2 447 | 3 067 | 2 224 | 2 050 | 1 101 | 1 111 | 1 300 | 999 | 972 | 1 344 | 1 336 | 1 767 | 1 225 | 1 078 |
| Departures, women | | | | | | | | | | | | | | | |
| Total | 7 913 | 7 509 | 9 062 | 6 928 | 6 553 | 3 217 | 3 073 | 3 413 | 2 595 | 2 645 | 4 696 | 4 436 | 5 649 | 4 333 | 3 908 |
| 14-18 | 1 375 | 1 271 | 1 520 | 957 | 1 000 | 528 | 490 | 589 | 378 | 429 | 847 | 781 | 931 | 579 | 571 |
| 19-23 | 3 794 | 3 449 | 4 021 | 3 272 | 3 022 | 1 446 | 1 293 | 1 419 | 1 125 | 1 053 | 2 348 | 2 156 | 2 602 | 2 147 | 1 969 |
| 24-28 | 2 744 | 2 789 | 3 521 | 2 699 | 2 531 | 1 243 | 1 290 | 1 405 | 1 092 | 1 163 | 1 501 | 1 499 | 2 116 | 1 607 | 1 368 |

Mangystau

people

| Age | All youth | | | | | Urban youth | | | | | Rural youth | | | | |
|--------------------------|-----------|-------|-------|-------|-------|-------------|-------|-------|-------|-------|-------------|-------|-------|-------|-------|
| | 2017 | 2018 | 2019 | 2020 | 2021 | 2017 | 2018 | 2019 | 2020 | 2021 | 2017 | 2018 | 2019 | 2020 | 2021 |
| Arrivals, men | | | | | | | | | | | | | | | |
| Total | 5 332 | 3 960 | 5 059 | 4 412 | 5 014 | 1 338 | 1 294 | 2 007 | 2 057 | 2 488 | 3 994 | 2 666 | 3 052 | 2 355 | 2 526 |
| 14-18 | 1 107 | 805 | 1 187 | 1 067 | 1 225 | 262 | 241 | 438 | 518 | 618 | 845 | 564 | 749 | 549 | 607 |
| 19-23 | 1 995 | 1 521 | 1 837 | 1 619 | 1 893 | 500 | 477 | 737 | 705 | 890 | 1 495 | 1 044 | 1 100 | 914 | 1 003 |
| 24-28 | 2 230 | 1 634 | 2 035 | 1 726 | 1 896 | 576 | 576 | 832 | 834 | 980 | 1 654 | 1 058 | 1 203 | 892 | 916 |
| Departures, men | | | | | | | | | | | | | | | |
| Total | 5 286 | 3 912 | 4 548 | 4 024 | 4 778 | 2 393 | 1 793 | 1 865 | 1 461 | 1 943 | 2 893 | 2 119 | 2 683 | 2 563 | 2 835 |
| 14-18 | 1 253 | 905 | 1 160 | 1 063 | 1 254 | 540 | 420 | 495 | 386 | 496 | 713 | 485 | 665 | 677 | 758 |
| 19-23 | 1 790 | 1 313 | 1 455 | 1 281 | 1 666 | 829 | 566 | 578 | 436 | 657 | 961 | 747 | 877 | 845 | 1 009 |
| 24-28 | 2 243 | 1 694 | 1 933 | 1 680 | 1 858 | 1 024 | 807 | 792 | 639 | 790 | 1 219 | 887 | 1 141 | 1 041 | 1 068 |
| Arrivals, women | | | | | | | | | | | | | | | |
| Total | 7 204 | 5 385 | 7 188 | 6 169 | 6 344 | 2 003 | 1 933 | 2 923 | 2 767 | 3 196 | 5 201 | 3 452 | 4 265 | 3 402 | 3 148 |
| 14-18 | 1 220 | 848 | 1 358 | 1 146 | 1 212 | 293 | 262 | 485 | 510 | 597 | 927 | 586 | 873 | 636 | 615 |
| 19-23 | 3 058 | 2 325 | 2 907 | 2 621 | 2 595 | 891 | 812 | 1 164 | 1 084 | 1 225 | 2 167 | 1 513 | 1 743 | 1 537 | 1 370 |
| 24-28 | 2 926 | 2 212 | 2 923 | 2 402 | 2 537 | 819 | 859 | 1 274 | 1 173 | 1 374 | 2 107 | 1 353 | 1 649 | 1 229 | 1 163 |
| Departures, women | | | | | | | | | | | | | | | |
| Total | 7 202 | 5 210 | 6 676 | 5 796 | 6 072 | 2 887 | 2 063 | 2 398 | 1 946 | 2 203 | 4 315 | 3 147 | 4 278 | 3 850 | 3 869 |
| 14-18 | 1 454 | 901 | 1 346 | 1 124 | 1 220 | 586 | 385 | 493 | 392 | 440 | 868 | 516 | 853 | 732 | 780 |
| 19-23 | 2 787 | 2 098 | 2 503 | 2 283 | 2 389 | 1 089 | 775 | 841 | 675 | 811 | 1 698 | 1 323 | 1 662 | 1 608 | 1 578 |
| 24-28 | 2 961 | 2 211 | 2 827 | 2 389 | 2 463 | 1 212 | 903 | 1 064 | 879 | 952 | 1 749 | 1 308 | 1 763 | 1 510 | 1 511 |

Pavlodar

people

| Age | All youth | | | | | Urban youth | | | | | Rural youth | | | | |
|--------------------------|-----------|-------|-------|-------|-------|-------------|-------|-------|-------|-------|-------------|-------|-------|-------|-------|
| | 2017 | 2018 | 2019 | 2020 | 2021 | 2017 | 2018 | 2019 | 2020 | 2021 | 2017 | 2018 | 2019 | 2020 | 2021 |
| Arrivals, men | | | | | | | | | | | | | | | |
| Total | 4 437 | 5 072 | 5 506 | 3 549 | 3 633 | 2 814 | 3 058 | 3 298 | 2 213 | 2 296 | 1 623 | 2 014 | 2 208 | 1 336 | 1 337 |
| 14-18 | 1 022 | 1 326 | 1 448 | 800 | 801 | 638 | 790 | 830 | 457 | 479 | 384 | 536 | 618 | 343 | 322 |
| 19-23 | 1 581 | 1 930 | 2 036 | 1 285 | 1 337 | 1 020 | 1 160 | 1 256 | 825 | 819 | 561 | 770 | 780 | 460 | 518 |
| 24-28 | 1 834 | 1 816 | 2 022 | 1 464 | 1 495 | 1 156 | 1 108 | 1 212 | 931 | 998 | 678 | 708 | 810 | 533 | 497 |
| Departures, men | | | | | | | | | | | | | | | |
| Total | 4 829 | 5 280 | 5 672 | 3 630 | 3 936 | 2 739 | 3 146 | 3 259 | 1 908 | 2 243 | 2 090 | 2 134 | 2 413 | 1 722 | 1 693 |
| 14-18 | 1 119 | 1 401 | 1 460 | 800 | 913 | 636 | 881 | 787 | 386 | 490 | 483 | 520 | 673 | 414 | 423 |
| 19-23 | 1 696 | 1 995 | 2 083 | 1 291 | 1 400 | 941 | 1 151 | 1 224 | 674 | 794 | 755 | 844 | 859 | 617 | 606 |
| 24-28 | 2 014 | 1 884 | 2 129 | 1 539 | 1 623 | 1 162 | 1 114 | 1 248 | 848 | 959 | 852 | 770 | 881 | 691 | 664 |
| Arrivals, women | | | | | | | | | | | | | | | |
| Total | 5 089 | 4 704 | 5 614 | 4 016 | 3 688 | 3 224 | 2 858 | 3 374 | 2 463 | 2 412 | 1 865 | 1 846 | 2 240 | 1 553 | 1 276 |
| 14-18 | 850 | 845 | 1 181 | 760 | 736 | 565 | 508 | 660 | 439 | 462 | 285 | 337 | 521 | 321 | 274 |
| 19-23 | 2 021 | 1 834 | 2 127 | 1 548 | 1 415 | 1 283 | 1 132 | 1 293 | 960 | 929 | 738 | 702 | 834 | 588 | 486 |
| 24-28 | 2 218 | 2 025 | 2 306 | 1 708 | 1 537 | 1 376 | 1 218 | 1 421 | 1 064 | 1 021 | 842 | 807 | 885 | 644 | 516 |
| Departures, women | | | | | | | | | | | | | | | |
| Total | 5 702 | 4 905 | 5 813 | 4 313 | 4 134 | 3 154 | 2 802 | 3 181 | 2 203 | 2 162 | 2 548 | 2 103 | 2 632 | 2 110 | 1 972 |
| 14-18 | 969 | 870 | 1 147 | 758 | 835 | 509 | 492 | 564 | 356 | 426 | 460 | 378 | 583 | 402 | 409 |
| 19-23 | 2 268 | 1 885 | 2 216 | 1 677 | 1 567 | 1 183 | 1 043 | 1 212 | 827 | 793 | 1 085 | 842 | 1 004 | 850 | 774 |
| 24-28 | 2 465 | 2 150 | 2 450 | 1 878 | 1 732 | 1 462 | 1 267 | 1 405 | 1 020 | 943 | 1 003 | 883 | 1 045 | 858 | 789 |

Soltustik Kazakhstan

people

| Age | All youth | | | | | Urban youth | | | | | Rural youth | | | | |
|------------------------|-----------|-------|-------|-------|-------|-------------|-------|-------|-------|-------|-------------|-------|-------|-------|-------|
| | 2017 | 2018 | 2019 | 2020 | 2021 | 2017 | 2018 | 2019 | 2020 | 2021 | 2017 | 2018 | 2019 | 2020 | 2021 |
| Arrivals, men | | | | | | | | | | | | | | | |
| Total | 3 589 | 3 238 | 3 519 | 2 283 | 2 332 | 1 729 | 1 429 | 1 488 | 1 059 | 1 180 | 1 860 | 1 809 | 2 031 | 1 224 | 1 152 |
| 14-18 | 831 | 739 | 892 | 474 | 561 | 409 | 303 | 325 | 204 | 284 | 422 | 436 | 567 | 270 | 277 |
| 19-23 | 1 245 | 1 165 | 1 187 | 820 | 842 | 636 | 515 | 537 | 364 | 429 | 609 | 650 | 650 | 456 | 413 |
| 24-28 | 1 513 | 1 334 | 1 440 | 989 | 929 | 684 | 611 | 626 | 491 | 467 | 829 | 723 | 814 | 498 | 462 |
| Departures, men | | | | | | | | | | | | | | | |
| Total | 4 198 | 3 464 | 3 869 | 2 815 | 2 893 | 1 130 | 982 | 1 015 | 744 | 800 | 3 068 | 2 482 | 2 854 | 2 071 | 2 093 |
| 14-18 | 1 010 | 802 | 1 056 | 597 | 751 | 216 | 203 | 216 | 120 | 185 | 794 | 599 | 840 | 477 | 566 |
| 19-23 | 1 487 | 1 283 | 1 320 | 1 012 | 1 023 | 406 | 366 | 338 | 265 | 299 | 1 081 | 917 | 982 | 747 | 724 |
| 24-28 | 1 701 | 1 379 | 1 493 | 1 206 | 1 119 | 508 | 413 | 461 | 359 | 316 | 1 193 | 966 | 1 032 | 847 | 803 |

Continuation

| Age | All youth | | | | | Urban youth | | | | | Rural youth | | | | |
|--------------------------|-----------|-------|-------|-------|-------|-------------|-------|-------|-------|-------|-------------|-------|-------|-------|-------|
| | 2017 | 2018 | 2019 | 2020 | 2021 | 2017 | 2018 | 2019 | 2020 | 2021 | 2017 | 2018 | 2019 | 2020 | 2021 |
| Arrivals, women | | | | | | | | | | | | | | | |
| Total | 3 811 | 3 316 | 3 859 | 2 680 | 2 319 | 1 685 | 1 474 | 1 650 | 1 238 | 1 136 | 2 126 | 1 842 | 2 209 | 1 442 | 1 183 |
| 14-18 | 674 | 553 | 768 | 491 | 457 | 295 | 226 | 295 | 195 | 221 | 379 | 327 | 473 | 296 | 236 |
| 19-23 | 1 472 | 1 316 | 1 504 | 1 058 | 914 | 688 | 621 | 686 | 504 | 447 | 784 | 695 | 818 | 554 | 467 |
| 24-28 | 1 665 | 1 447 | 1 587 | 1 131 | 948 | 702 | 627 | 669 | 539 | 468 | 963 | 820 | 918 | 592 | 480 |
| Departures, women | | | | | | | | | | | | | | | |
| Total | 4 562 | 3 663 | 4 332 | 3 159 | 3 004 | 1 101 | 913 | 1 139 | 811 | 777 | 3 461 | 2 750 | 3 193 | 2 348 | 2 227 |
| 14-18 | 832 | 676 | 892 | 558 | 655 | 171 | 152 | 184 | 112 | 135 | 661 | 524 | 708 | 446 | 520 |
| 19-23 | 1 865 | 1 476 | 1 675 | 1 323 | 1 209 | 384 | 326 | 398 | 291 | 289 | 1 481 | 1 150 | 1 277 | 1 032 | 920 |
| 24-28 | 1 865 | 1 511 | 1 765 | 1 278 | 1 140 | 546 | 435 | 557 | 408 | 353 | 1 319 | 1 076 | 1 208 | 870 | 787 |

Turkistan

people

| Age | All youth | | | | | Urban youth | | | | | Rural youth | | | | |
|--------------------------|-----------|--------|--------|--------|--------|-------------|-------|-------|-------|-------|-------------|--------|--------|--------|--------|
| | 2017 | 2018 | 2019 | 2020 | 2021 | 2017 | 2018 | 2019 | 2020 | 2021 | 2017 | 2018 | 2019 | 2020 | 2021 |
| Arrivals, men | | | | | | | | | | | | | | | |
| Total | 7 372 | 16 592 | 19 367 | 12 746 | 11 653 | 2 366 | 4 932 | 5 202 | 3 230 | 3 903 | 5 006 | 11 660 | 14 165 | 9 516 | 7 750 |
| 14-18 | 1 535 | 4 731 | 6 190 | 3 049 | 2 602 | 440 | 1 513 | 1 382 | 697 | 797 | 1 095 | 3 218 | 4 808 | 2 352 | 1 805 |
| 19-23 | 2 745 | 6 338 | 7 004 | 4 672 | 4 158 | 883 | 1 766 | 1 868 | 1 149 | 1 383 | 1 862 | 4 572 | 5 136 | 3 523 | 2 775 |
| 24-28 | 3 092 | 5 523 | 6 173 | 5 025 | 4 893 | 1 043 | 1 653 | 1 952 | 1 384 | 1 723 | 2 049 | 3 870 | 4 221 | 3 641 | 3 170 |
| Departures, men | | | | | | | | | | | | | | | |
| Total | 14 024 | 28 085 | 20 568 | 15 871 | 16 302 | 4 345 | 6 930 | 4 839 | 3 229 | 3 424 | 9 679 | 21 155 | 15 729 | 12 642 | 12 878 |
| 14-18 | 3 376 | 10 122 | 6 176 | 3 759 | 3 702 | 970 | 2 473 | 1 428 | 697 | 707 | 2 406 | 7 649 | 4 748 | 3 062 | 2 995 |
| 19-23 | 5 638 | 11 228 | 7 262 | 5 618 | 5 727 | 1 761 | 2 566 | 1 731 | 1 171 | 1 172 | 3 877 | 8 662 | 5 531 | 4 447 | 4 555 |
| 24-28 | 5 010 | 6 735 | 7 130 | 6 494 | 6 873 | 1 614 | 1 891 | 1 680 | 1 361 | 1 545 | 3 396 | 4 844 | 5 450 | 5 133 | 5 328 |
| Arrivals, women | | | | | | | | | | | | | | | |
| Total | 12 083 | 18 061 | 24 946 | 18 094 | 15 492 | 3 417 | 5 182 | 6 708 | 4 487 | 4 895 | 8 666 | 12 879 | 18 238 | 13 607 | 10 597 |
| 14-18 | 1 597 | 3 589 | 5 530 | 3 326 | 2 828 | 463 | 1 043 | 1 323 | 797 | 879 | 1 134 | 2 546 | 4 207 | 2 529 | 1 949 |
| 19-23 | 5 749 | 7 890 | 10 755 | 8 286 | 6 956 | 1 567 | 2 217 | 2 823 | 1 910 | 2 116 | 4 182 | 5 673 | 7 932 | 6 376 | 4 840 |
| 24-28 | 4 737 | 6 582 | 8 661 | 6 482 | 5 708 | 1 387 | 1 922 | 2 562 | 1 780 | 1 900 | 3 350 | 4 660 | 6 099 | 4 702 | 3 808 |
| Departures, women | | | | | | | | | | | | | | | |
| Total | 20 330 | 34 840 | 26 486 | 21 975 | 21 570 | 5 879 | 8 587 | 5 923 | 4 351 | 4 520 | 14 451 | 26 253 | 20 563 | 17 624 | 17 050 |
| 14-18 | 3 355 | 10 353 | 5 975 | 3 999 | 3 945 | 982 | 2 563 | 1 303 | 704 | 800 | 2 373 | 7 790 | 4 672 | 3 295 | 3 145 |
| 19-23 | 10 111 | 16 429 | 10 709 | 9 611 | 9 489 | 2 712 | 3 688 | 2 389 | 1 795 | 1 861 | 7 399 | 12 741 | 8 320 | 7 816 | 7 628 |
| 24-28 | 6 864 | 8 058 | 9 802 | 8 365 | 8 136 | 2 185 | 2 336 | 2 231 | 1 852 | 1 859 | 4 679 | 5 722 | 7 571 | 6 513 | 6 277 |

Shygyz Kazakhstan

people

| Age | All youth | | | | | Urban youth | | | | | Rural youth | | | | |
|--------------------------|-----------|--------|--------|-------|-------|-------------|-------|-------|-------|-------|-------------|-------|-------|-------|-------|
| | 2017 | 2018 | 2019 | 2020 | 2021 | 2017 | 2018 | 2019 | 2020 | 2021 | 2017 | 2018 | 2019 | 2020 | 2021 |
| Arrivals, men | | | | | | | | | | | | | | | |
| Total | 9 514 | 7 766 | 8 052 | 5 187 | 6 031 | 6 389 | 5 043 | 4 749 | 3 247 | 4 016 | 3 125 | 2 723 | 3 303 | 1 940 | 2 015 |
| 14-18 | 2 143 | 2 020 | 2 162 | 1 189 | 1 630 | 1 541 | 1 420 | 1 217 | 772 | 1 197 | 602 | 600 | 945 | 417 | 433 |
| 19-23 | 3 382 | 2 690 | 2 747 | 1 859 | 2 069 | 2 327 | 1 723 | 1 672 | 1 153 | 1 348 | 1 055 | 967 | 1 075 | 706 | 721 |
| 24-28 | 3 989 | 3 056 | 3 143 | 2 139 | 2 332 | 2 521 | 1 900 | 1 860 | 1 322 | 1 471 | 1 468 | 1 156 | 1 283 | 817 | 861 |
| Departures, men | | | | | | | | | | | | | | | |
| Total | 11 220 | 8 893 | 9 661 | 6 456 | 7 460 | 4 899 | 4 081 | 4 583 | 3 091 | 3 595 | 6 321 | 4 812 | 5 078 | 3 365 | 3 865 |
| 14-18 | 2 441 | 2 284 | 2 555 | 1 486 | 2 002 | 970 | 947 | 1 094 | 611 | 819 | 1 471 | 1 337 | 1 461 | 875 | 1 183 |
| 19-23 | 4 113 | 3 105 | 3 341 | 2 287 | 2 608 | 1 846 | 1 406 | 1 652 | 1 154 | 1 308 | 2 267 | 1 699 | 1 689 | 1 133 | 1 300 |
| 24-28 | 4 666 | 3 504 | 3 765 | 2 683 | 2 850 | 2 083 | 1 728 | 1 837 | 1 326 | 1 468 | 2 583 | 1 776 | 1 928 | 1 357 | 1 382 |
| Arrivals, women | | | | | | | | | | | | | | | |
| Total | 11 478 | 9 159 | 10 319 | 6 756 | 6 784 | 7 451 | 5 631 | 6 011 | 4 078 | 4 454 | 4 027 | 3 528 | 4 308 | 2 678 | 2 330 |
| 14-18 | 2 143 | 1 807 | 2 002 | 1 119 | 1 337 | 1 575 | 1 207 | 1 150 | 693 | 965 | 568 | 600 | 852 | 426 | 372 |
| 19-23 | 4 812 | 3 687 | 4 008 | 2 727 | 2 724 | 3 160 | 2 299 | 2 429 | 1 672 | 1 756 | 1 652 | 1 388 | 1 579 | 1 055 | 968 |
| 24-28 | 4 523 | 3 665 | 4 309 | 2 910 | 2 723 | 2 716 | 2 125 | 2 432 | 1 713 | 1 733 | 1 807 | 1 540 | 1 877 | 1 197 | 990 |
| Departures, women | | | | | | | | | | | | | | | |
| Total | 13 421 | 10 595 | 11 689 | 8 282 | 8 441 | 5 879 | 4 995 | 5 364 | 3 993 | 3 942 | 7 542 | 5 600 | 6 325 | 4 289 | 4 499 |
| 14-18 | 2 424 | 2 032 | 2 303 | 1 395 | 1 675 | 900 | 804 | 959 | 589 | 688 | 1 524 | 1 228 | 1 344 | 806 | 987 |
| 19-23 | 5 731 | 4 286 | 4 529 | 3 328 | 3 428 | 2 449 | 1 972 | 2 037 | 1 549 | 1 566 | 3 282 | 2 314 | 2 492 | 1 779 | 1 862 |
| 24-28 | 5 266 | 4 277 | 4 857 | 3 559 | 3 338 | 2 530 | 2 219 | 2 368 | 1 855 | 1 688 | 2 736 | 2 058 | 2 489 | 1 704 | 1 650 |

Astana city

people

| Age | All youth | | | | |
|--------------------------|-----------|--------|--------|--------|--------|
| | 2017 | 2018 | 2019 | 2020 | 2021 |
| Arrivals, men | | | | | |
| Total | 19 266 | 14 995 | 21 374 | 16 541 | 21 877 |
| 14-18 | 3 866 | 3 407 | 4 799 | 3 149 | 4 811 |
| 19-23 | 7 253 | 4 995 | 6 841 | 5 392 | 7 106 |
| 24-28 | 8 147 | 6 593 | 9 734 | 8 000 | 9 960 |
| Departures, men | | | | | |
| Total | 12 433 | 11 543 | 15 276 | 12 338 | 15 219 |
| 14-18 | 2 407 | 2 260 | 3 440 | 2 534 | 3 404 |
| 19-23 | 3 995 | 3 786 | 4 450 | 3 804 | 4 662 |
| 24-28 | 6 031 | 5 497 | 7 386 | 6 000 | 7 153 |
| Arrivals, women | | | | | |
| Total | 23 372 | 17 570 | 25 078 | 19 138 | 23 749 |
| 14-18 | 4 084 | 2 893 | 4 286 | 2 938 | 4 298 |
| 19-23 | 9 010 | 6 126 | 8 675 | 6 628 | 8 000 |
| 24-28 | 10 278 | 8 551 | 12 117 | 9 572 | 11 451 |
| Departures, women | | | | | |
| Total | 14 295 | 12 916 | 18 863 | 14 269 | 16 183 |
| 14-18 | 2 227 | 1 881 | 3 171 | 2 306 | 2 949 |
| 19-23 | 4 619 | 4 158 | 6 056 | 4 424 | 4 722 |
| 24-28 | 7 449 | 6 877 | 9 636 | 7 539 | 8 512 |

Almaty city

people

| Age | All youth | | | | |
|--------------------------|-----------|--------|--------|--------|--------|
| | 2017 | 2018 | 2019 | 2020 | 2021 |
| Arrivals, men | | | | | |
| Total | 14 659 | 13 171 | 18 546 | 14 718 | 16 857 |
| 14-18 | 3 215 | 3 259 | 4 898 | 3 769 | 4 628 |
| 19-23 | 4 799 | 4 067 | 5 569 | 4 435 | 5 199 |
| 24-28 | 6 645 | 5 845 | 8 079 | 6 514 | 7 030 |
| Departures, men | | | | | |
| Total | 9 254 | 7 882 | 11 016 | 9 354 | 11 938 |
| 14-18 | 2 105 | 1 982 | 2 977 | 2 456 | 3 162 |
| 19-23 | 2 856 | 2 214 | 3 116 | 2 882 | 3 693 |
| 24-28 | 4 293 | 3 686 | 4 923 | 4 016 | 5 083 |
| Arrivals, women | | | | | |
| Total | 20 655 | 17 488 | 20 102 | 20 153 | 22 203 |
| 14-18 | 3 140 | 2 935 | 3 800 | 3 348 | 4 205 |
| 19-23 | 7 296 | 5 725 | 6 651 | 6 903 | 7 445 |
| 24-28 | 10 219 | 8 828 | 9 651 | 9 902 | 10 553 |
| Departures, women | | | | | |
| Total | 11 161 | 9 430 | 11 688 | 10 723 | 13 219 |
| 14-18 | 1 968 | 1 795 | 2 366 | 2 090 | 2 710 |
| 19-23 | 3 215 | 2 560 | 3 148 | 2 899 | 3 599 |
| 24-28 | 5 978 | 5 075 | 6 174 | 5 734 | 6 910 |

Shymkent city

people

| Age | All youth | | | | |
|------------------------|-----------|--------|--------|-------|-------|
| | 2017 | 2018 | 2019 | 2020 | 2021 |
| Arrivals, men | | | | | |
| Total | 8 762 | 20 669 | 10 463 | 8 708 | 9 859 |
| 14-18 | 2 431 | 7 740 | 3 028 | 2 104 | 2 329 |
| 19-23 | 2 989 | 8 532 | 3 599 | 2 842 | 3 158 |
| 24-28 | 3 342 | 4 397 | 3 836 | 3 762 | 4 372 |
| Departures, men | | | | | |
| Total | 5 979 | 10 371 | 10 731 | 7 304 | 8 153 |
| 14-18 | 1 470 | 2 777 | 3 522 | 1 782 | 1 939 |
| 19-23 | 2 059 | 4 175 | 3 963 | 2 695 | 2 861 |
| 24-28 | 2 450 | 3 419 | 3 246 | 2 827 | 3 353 |

| Age | All youth | | | | |
|--------------------------|-----------|--------|--------|--------|--------|
| | 2017 | 2018 | 2019 | 2020 | 2021 |
| Arrivals, women | | | | | |
| Total | 12 564 | 26 915 | 13 240 | 11 182 | 12 723 |
| 14-18 | 2 252 | 8 632 | 2 781 | 2 005 | 2 399 |
| 19-23 | 5 550 | 12 819 | 5 242 | 4 488 | 4 993 |
| 24-28 | 4 762 | 5 464 | 5 217 | 4 689 | 5 331 |
| Departures, women | | | | | |
| Total | 8 910 | 11 862 | 14 925 | 10 930 | 10 847 |
| 14-18 | 1 308 | 2 082 | 2 859 | 1 787 | 1 834 |
| 19-23 | 3 677 | 5 336 | 7 083 | 5 294 | 4 621 |
| 24-28 | 3 925 | 4 444 | 4 983 | 3 849 | 4 392 |

5.4 Migration of youth by ethnicity

people

| | Arrivals | | | | | Departures | | | | |
|---------------------------|----------|---------|---------|---------|---------|------------|---------|---------|---------|---------|
| | 2017 | 2018 | 2019 | 2020 | 2021 | 2017 | 2018 | 2019 | 2020 | 2021 |
| Total | | | | | | | | | | |
| Total | 303 157 | 300 051 | 341 061 | 267 138 | 280 929 | 305 718 | 304 715 | 346 362 | 269 603 | 283 628 |
| Kazakhs | 263 060 | 255 720 | 295 744 | 229 800 | 238 987 | 259 811 | 253 574 | 293 831 | 228 325 | 237 701 |
| Russians | 21 068 | 17 977 | 20 234 | 14 854 | 16 908 | 26 080 | 23 678 | 26 125 | 18 429 | 20 431 |
| Uzbeks | 3 243 | 11 955 | 7 843 | 6 343 | 7 567 | 3 144 | 11 887 | 7 815 | 6 151 | 7 385 |
| Ukrainians | 2 588 | 2 230 | 2 397 | 1 931 | 1 946 | 2 929 | 2 683 | 2 868 | 2 262 | 2 260 |
| Uyghurs | 2 095 | 1 630 | 2 420 | 2 233 | 2 476 | 2 088 | 1 623 | 2 425 | 2 226 | 2 466 |
| Tatars | 1 623 | 1 474 | 1 644 | 1 383 | 1 558 | 1 780 | 1 624 | 1 828 | 1 519 | 1 708 |
| Germans | 2 061 | 1 648 | 1 939 | 1 537 | 1 696 | 2 658 | 2 261 | 2 522 | 1 966 | 2 269 |
| Other ethnics | 7 419 | 7 417 | 8 840 | 9 057 | 9 791 | 7 228 | 7 385 | 8 948 | 8 725 | 9 408 |
| External migration | | | | | | | | | | |
| Total | 5 427 | 4 195 | 3 656 | 3 247 | 3 297 | 7 988 | 8 859 | 8 957 | 5 712 | 5 996 |
| Kazakhs | 3 603 | 2 556 | 2 363 | 1 715 | 1 630 | 354 | 410 | 450 | 240 | 344 |
| Russians | 821 | 706 | 576 | 491 | 501 | 5 833 | 6 407 | 6 467 | 4 066 | 4 024 |
| Uzbeks | 130 | 115 | 94 | 221 | 217 | 31 | 47 | 66 | 29 | 35 |
| Ukrainians | 100 | 74 | 41 | 40 | 49 | 441 | 527 | 512 | 371 | 363 |
| Uyghurs | 17 | 17 | 13 | 10 | 17 | 10 | 10 | 18 | 3 | 7 |
| Tatars | 48 | 49 | 31 | 32 | 37 | 205 | 199 | 215 | 168 | 187 |
| Germans | 43 | 47 | 42 | 37 | 37 | 640 | 660 | 625 | 466 | 610 |
| Other ethnics | 665 | 631 | 496 | 701 | 809 | 474 | 599 | 604 | 369 | 426 |
| Internal migration | | | | | | | | | | |
| Total | 297 730 | 295 856 | 337 405 | 263 891 | 277 632 | 297 730 | 295 856 | 337 405 | 263 891 | 277 632 |
| Kazakhs | 259 457 | 253 164 | 293 381 | 228 085 | 237 357 | 259 457 | 253 164 | 293 381 | 228 085 | 237 357 |
| Russians | 20 247 | 17 271 | 19 658 | 14 363 | 16 407 | 20 247 | 17 271 | 19 658 | 14 363 | 16 407 |
| Uzbeks | 3 113 | 11 840 | 7 749 | 6 122 | 7 350 | 3 113 | 11 840 | 7 749 | 6 122 | 7 350 |
| Ukrainians | 2 488 | 2 156 | 2 356 | 1 891 | 1 897 | 2 488 | 2 156 | 2 356 | 1 891 | 1 897 |
| Uyghurs | 2 078 | 1 613 | 2 407 | 2 223 | 2 459 | 2 078 | 1 613 | 2 407 | 2 223 | 2 459 |
| Tatars | 1 575 | 1 425 | 1 613 | 1 351 | 1 521 | 1 575 | 1 425 | 1 613 | 1 351 | 1 521 |
| Germans | 2 018 | 1 601 | 1 897 | 1 500 | 1 659 | 2 018 | 1 601 | 1 897 | 1 500 | 1 659 |
| Other ethnics | 6 754 | 6 786 | 8 344 | 8 356 | 8 982 | 6 754 | 6 786 | 8 344 | 8 356 | 8 982 |

6. Health

6.1 Incidence among the population aged 15-28 years ¹⁾

| | Morbidity of the population with malignant neoplasms | | | | | | | | | | The incidence of tuberculosis in the population | | | | | | | | | |
|-------------------------------|--|------|------|------|------|---------|------|------|------|------|---|-------|-------|-------|-------|---------------------------------------|-------|-------|-------|-------|
| | number of diseases reported for the first time | | | | | in life | | | | | number of diseases reported for the first time | | | | | per 100 thousand of the corresponding | | | | |
| | 2017 | 2018 | 2019 | 2020 | 2021 | 2017 | 2018 | 2019 | 2020 | 2021 | 2017 | 2018 | 2019 | 2020 | 2021 | 2017 | 2018 | 2019 | 2020 | 2021 |
| Both genders | | | | | | | | | | | | | | | | | | | | |
| Republic of Kazakhstan | 692 | 681 | 547 | 562 | 566 | 18.6 | 18.9 | 15.5 | 16.2 | 16.4 | 2 814 | 2 393 | 2 116 | 1 530 | 1 460 | 75.8 | 66.3 | 59.9 | 44.0 | 42.4 |
| Akmola | 26 | 17 | 23 | 19 | 18 | 18.4 | 12.4 | 17.1 | 14.4 | 13.9 | 109 | 83 | 66 | 57 | 50 | 77.2 | 60.4 | 49.2 | 43.3 | 38.7 |
| Aktobe | 29 | 39 | 32 | 21 | 29 | 15.7 | 22.0 | 18.8 | 12.8 | 18.2 | 201 | 161 | 130 | 78 | 87 | 108.7 | 90.6 | 76.4 | 47.6 | 54.7 |
| Almaty | 59 | 55 | 60 | 43 | 44 | 15.3 | 14.7 | 16.4 | 11.9 | 12.3 | 247 | 228 | 212 | 142 | 119 | 64.0 | 60.8 | 57.9 | 39.5 | 33.2 |
| Atyrau | 19 | 14 | 13 | 16 | 16 | 14.9 | 11.2 | 10.5 | 13.0 | 13.0 | 177 | 221 | 183 | 136 | 147 | 138.5 | 176.1 | 147.8 | 110.6 | 119.7 |
| Batys Kazakhstan | 22 | 16 | 23 | 11 | 16 | 16.9 | 12.7 | 18.9 | 9.3 | 13.9 | 108 | 106 | 104 | 87 | 72 | 83.0 | 84.3 | 85.4 | 73.6 | 62.5 |
| Zhambyl | 48 | 34 | 26 | 29 | 31 | 21.2 | 15.4 | 11.9 | 13.3 | 14.1 | 162 | 121 | 118 | 93 | 98 | 71.7 | 54.6 | 53.8 | 42.6 | 44.6 |
| Karagandy | 58 | 46 | 45 | 39 | 45 | 21.5 | 17.7 | 17.9 | 15.9 | 18.7 | 151 | 115 | 77 | 68 | 76 | 56.0 | 44.3 | 30.6 | 27.8 | 31.7 |
| Kostanai | 22 | 35 | 28 | 23 | 20 | 12.9 | 21.5 | 18.0 | 15.5 | 13.9 | 133 | 105 | 117 | 85 | 59 | 77.9 | 64.4 | 75.3 | 57.2 | 41.1 |
| Kyzylorda | 28 | 29 | 18 | 38 | 36 | 16.7 | 17.6 | 11.0 | 23.4 | 22.3 | 181 | 172 | 142 | 126 | 120 | 108.3 | 104.5 | 87.1 | 77.7 | 74.2 |
| Mangystau | 25 | 19 | 23 | 17 | 16 | 18.2 | 14.0 | 16.9 | 12.4 | 11.5 | 142 | 148 | 128 | 104 | 84 | 103.6 | 109.2 | 94.3 | 76.0 | 60.6 |
| Pavlodar | 27 | 32 | 20 | 18 | 28 | 19.5 | 24.1 | 15.7 | 14.5 | 23.1 | 87 | 83 | 62 | 47 | 43 | 62.8 | 62.6 | 48.6 | 37.9 | 35.5 |
| Soltustik Kazakhstan | 16 | 22 | 19 | 21 | 21 | 16.2 | 22.9 | 20.2 | 22.7 | 23.1 | 86 | 61 | 52 | 19 | 15 | 87.0 | 63.5 | 55.1 | 20.5 | 16.5 |
| Turkistan | 86 | 58 | 39 | 45 | 50 | 13.3 | 13.6 | 9.2 | 10.5 | 11.5 | 451 | 189 | 157 | 111 | 114 | 69.5 | 44.3 | 37.2 | 25.9 | 26.3 |
| Shygyys Kazakhstan | 41 | 56 | 33 | 38 | 39 | 16.1 | 23.1 | 14.2 | 17.0 | 18.0 | 152 | 119 | 118 | 67 | 94 | 59.5 | 49.0 | 50.9 | 30.1 | 43.3 |
| Astana city | 118 | 77 | 51 | 69 | 51 | 54.9 | 36.3 | 24.3 | 32.9 | 23.9 | 222 | 186 | 159 | 121 | 116 | 103.3 | 87.6 | 75.9 | 57.7 | 54.4 |
| Almaty city | 68 | 94 | 68 | 75 | 82 | 16.4 | 23.7 | 17.9 | 20.4 | 22.8 | 205 | 174 | 168 | 122 | 97 | 49.5 | 43.9 | 44.2 | 33.1 | 27.0 |
| Shymkent city | 0 | 38 | 26 | 40 | 24 | 0.0 | 17.4 | 11.5 | 18.0 | 10.7 | 0 | 121 | 123 | 67 | 69 | 0.0 | 55.3 | 54.4 | 30.1 | 30.8 |
| Men | | | | | | | | | | | | | | | | | | | | |
| Republic of Kazakhstan | 261 | 257 | 223 | 229 | 238 | 13.9 | 14.0 | 12.4 | 12.9 | 13.5 | 1 445 | 1 221 | 1 050 | 787 | 678 | 77.1 | 66.7 | 58.5 | 44.4 | 38.5 |
| Akmola | 16 | 9 | 13 | 6 | 11 | 21.8 | 12.6 | 18.7 | 8.8 | 16.4 | 54 | 44 | 36 | 31 | 19 | 73.7 | 61.8 | 51.8 | 45.6 | 28.4 |
| Aktobe | 19 | 15 | 14 | 11 | 14 | 20.6 | 16.8 | 16.3 | 13.2 | 17.2 | 87 | 77 | 53 | 38 | 33 | 94.1 | 86.5 | 61.7 | 45.6 | 40.5 |
| Almaty | 22 | 23 | 21 | 18 | 23 | 11.0 | 11.8 | 11.0 | 9.6 | 12.4 | 118 | 116 | 100 | 75 | 48 | 59.1 | 59.4 | 52.4 | 40.1 | 25.8 |
| Atyrau | 10 | 6 | 9 | 7 | 6 | 15.2 | 9.3 | 14.1 | 11.1 | 9.5 | 90 | 105 | 96 | 68 | 70 | 136.8 | 162.3 | 150.4 | 107.4 | 110.7 |
| Batys Kazakhstan | 8 | 7 | 7 | 7 | 6 | 12.1 | 10.9 | 11.2 | 11.6 | 10.1 | 57 | 56 | 51 | 53 | 35 | 85.9 | 87.3 | 81.9 | 87.5 | 59.1 |
| Zhambyl | 21 | 11 | 13 | 12 | 13 | 18.1 | 9.6 | 11.5 | 10.6 | 11.4 | 82 | 69 | 61 | 56 | 42 | 70.7 | 60.4 | 53.8 | 49.4 | 36.7 |
| Karagandy | 25 | 18 | 21 | 17 | 19 | 18.2 | 13.5 | 16.3 | 13.5 | 15.4 | 80 | 64 | 37 | 37 | 37 | 58.2 | 48.2 | 28.7 | 29.4 | 30.0 |
| Kostanai | 8 | 11 | 10 | 7 | 6 | 9.2 | 13.2 | 12.5 | 9.1 | 8.1 | 76 | 55 | 58 | 42 | 34 | 87.2 | 65.9 | 72.5 | 54.7 | 45.8 |
| Kyzylorda | 13 | 10 | 9 | 15 | 15 | 14.9 | 11.6 | 10.6 | 17.8 | 17.8 | 102 | 86 | 57 | 62 | 67 | 117.2 | 100.2 | 67.1 | 73.4 | 79.6 |
| Mangystau | 8 | 9 | 10 | 10 | 7 | 11.4 | 13.0 | 14.3 | 14.2 | 9.8 | 72 | 78 | 70 | 54 | 38 | 102.5 | 112.3 | 100.4 | 76.7 | 53.3 |
| Pavlodar | 12 | 13 | 7 | 8 | 10 | 17.0 | 19.2 | 10.7 | 12.5 | 16.0 | 43 | 51 | 28 | 28 | 18 | 60.8 | 75.1 | 42.7 | 43.9 | 28.8 |
| Soltustik Kazakhstan | 4 | 9 | 5 | 12 | 10 | 7.7 | 17.8 | 10.1 | 24.7 | 21.0 | 56 | 38 | 30 | 11 | 10 | 107.7 | 75.2 | 60.6 | 22.7 | 21.0 |
| Turkistan | 43 | 32 | 17 | 17 | 30 | 12.9 | 14.2 | 7.6 | 7.5 | 13.1 | 248 | 105 | 94 | 54 | 57 | 74.5 | 46.4 | 41.9 | 23.8 | 24.9 |
| Shygyys Kazakhstan | 19 | 23 | 14 | 14 | 13 | 14.5 | 18.4 | 11.7 | 12.1 | 11.5 | 76 | 59 | 57 | 38 | 45 | 57.9 | 47.1 | 47.6 | 32.9 | 40.0 |
| Astana city | 17 | 14 | 14 | 21 | 18 | 16.6 | 13.8 | 13.9 | 20.7 | 17.4 | 104 | 89 | 78 | 58 | 54 | 101.5 | 87.9 | 77.5 | 57.2 | 52.1 |
| Almaty city | 16 | 33 | 25 | 26 | 28 | 8.4 | 18.1 | 14.1 | 15.0 | 16.5 | 100 | 76 | 81 | 50 | 48 | 52.6 | 41.6 | 45.8 | 28.9 | 28.3 |
| Shymkent city | 0 | 14 | 14 | 21 | 9 | 0.0 | 13.2 | 12.7 | 19.1 | 8.1 | 0 | 53 | 63 | 32 | 23 | 0.0 | 49.9 | 57.3 | 29.1 | 20.6 |
| Women | | | | | | | | | | | | | | | | | | | | |

| | Morbidity of the population with malignant neoplasms | | | | | | | | | | The incidence of tuberculosis in the population | | | | | | | | | | | |
|------------------------|--|------|------|------|------|--|------|------|------|------|---|-------|-------|-------|------|---------------------------------------|-------|-------|-------|-------|-------|--|
| | number of diseases reported for the first time | | | | | number of diseases reported for the first time | | | | | number of diseases reported for the first time | | | | | per 100 thousand of the corresponding | | | | | | |
| | 2017 | 2018 | 2019 | 2020 | 2021 | 2017 | 2018 | 2019 | 2020 | 2021 | 2017 | 2018 | 2019 | 2020 | 2021 | 2017 | 2018 | 2019 | 2020 | 2021 | | |
| Republic of Kazakhstan | 431 | 424 | 324 | 333 | 328 | 328 | 23.5 | 23.8 | 18.7 | 19.5 | 19.5 | 1 369 | 1 172 | 1 066 | 743 | 782 | 74.6 | 65.8 | 61.4 | 43.6 | 46.4 | |
| | 10 | 8 | 10 | 13 | 7 | 14.7 | 12.1 | 15.5 | 20.5 | 11.2 | 11.2 | 55 | 39 | 30 | 26 | 31 | 81.0 | 59.0 | 46.4 | 41.0 | 49.8 | |
| | 10 | 24 | 18 | 10 | 15 | 10.8 | 27.1 | 21.4 | 12.4 | 19.3 | 19.3 | 114 | 84 | 77 | 40 | 54 | 123.2 | 94.9 | 91.4 | 49.8 | 69.5 | |
| | 37 | 32 | 39 | 25 | 21 | 19.9 | 17.8 | 22.3 | 14.5 | 12.2 | 12.2 | 129 | 112 | 112 | 67 | 71 | 69.4 | 62.4 | 63.9 | 38.8 | 41.3 | |
| | 9 | 8 | 4 | 9 | 10 | 14.5 | 13.2 | 6.7 | 15.1 | 16.8 | 16.8 | 87 | 116 | 87 | 68 | 77 | 140.2 | 190.8 | 145.0 | 114.1 | 129.2 | |
| | Batys Kazakhstan | | | | | | | | | | | | | | | | | | | | | |
| | 14 | 9 | 16 | 4 | 10 | 21.9 | 14.6 | 26.9 | 6.9 | 17.9 | 17.9 | 51 | 50 | 53 | 34 | 37 | 79.9 | 81.2 | 89.1 | 59.1 | 66.1 | |
| | Zhambyl | | | | | | | | | | | | | | | | | | | | | |
| | 27 | 23 | 13 | 17 | 18 | 24.6 | 21.4 | 12.3 | 16.2 | 17.1 | 17.1 | 80 | 52 | 57 | 37 | 56 | 72.8 | 48.5 | 53.9 | 35.2 | 53.2 | |
| | Karagandy | | | | | | | | | | | | | | | | | | | | | |
| | 33 | 28 | 24 | 22 | 26 | 25.0 | 22.1 | 19.6 | 18.5 | 22.3 | 22.3 | 71 | 51 | 40 | 31 | 39 | 53.8 | 40.3 | 32.7 | 26.0 | 33.4 | |
| | Kostanai | | | | | | | | | | | | | | | | | | | | | |
| | 14 | 24 | 18 | 16 | 14 | 16.7 | 30.2 | 23.9 | 22.3 | 20.2 | 20.2 | 57 | 50 | 59 | 43 | 25 | 68.1 | 62.9 | 78.2 | 59.8 | 36.0 | |
| | Kyzylorda | | | | | | | | | | | | | | | | | | | | | |
| | 15 | 19 | 9 | 23 | 21 | 18.7 | 24.1 | 11.5 | 29.6 | 27.1 | 27.1 | 79 | 86 | 85 | 64 | 53 | 98.5 | 109.2 | 109.0 | 82.4 | 68.4 | |
| | Mangystau | | | | | | | | | | | | | | | | | | | | | |
| | 17 | 10 | 13 | 7 | 9 | 25.4 | 15.1 | 19.7 | 10.5 | 13.4 | 13.4 | 70 | 70 | 58 | 50 | 46 | 104.7 | 106.0 | 87.8 | 75.2 | 68.2 | |
| | Pavlodar | | | | | | | | | | | | | | | | | | | | | |
| | 15 | 19 | 13 | 10 | 18 | 22.1 | 29.4 | 20.9 | 16.7 | 30.7 | 30.7 | 44 | 32 | 34 | 19 | 25 | 64.9 | 49.5 | 54.8 | 31.6 | 42.6 | |
| | Soltustik Kazakhstan | | | | | | | | | | | | | | | | | | | | | |
| | 12 | 13 | 14 | 9 | 11 | 25.6 | 28.5 | 31.3 | 20.4 | 25.4 | 25.4 | 30 | 23 | 22 | 8 | 5 | 64.0 | 50.5 | 49.2 | 18.2 | 11.6 | |
| | Turkistan | | | | | | | | | | | | | | | | | | | | | |
| | 43 | 26 | 22 | 28 | 20 | 13.6 | 12.9 | 11.1 | 13.9 | 9.8 | 9.8 | 203 | 84 | 63 | 57 | 57 | 64.4 | 41.8 | 31.8 | 28.2 | 27.9 | |
| Shygyys Kazakhstan | | | | | | | | | | | | | | | | | | | | | | |
| 22 | 33 | 19 | 24 | 26 | 17.7 | 28.1 | 17.0 | 22.3 | 24.9 | 24.9 | 76 | 60 | 61 | 29 | 49 | 61.3 | 51.0 | 54.5 | 27.0 | 46.9 | | |
| Astana city | | | | | | | | | | | | | | | | | | | | | | |
| 101 | 63 | 37 | 48 | 33 | 89.8 | 56.8 | 34.0 | 44.4 | 30.2 | 30.2 | 118 | 97 | 81 | 63 | 62 | 104.9 | 87.4 | 74.4 | 58.3 | 56.7 | | |
| Almaty city | | | | | | | | | | | | | | | | | | | | | | |
| 52 | 61 | 43 | 49 | 54 | 23.2 | 28.5 | 21.1 | 25.1 | 28.4 | 28.4 | 105 | 98 | 87 | 72 | 49 | 46.9 | 45.8 | 42.8 | 36.8 | 25.8 | | |
| Shymkent city | | | | | | | | | | | | | | | | | | | | | | |
| 0 | 24 | 12 | 19 | 15 | 0.0 | 21.3 | 10.3 | 16.9 | 13.3 | 13.3 | 0 | 68 | 60 | 35 | 46 | 0.0 | 60.4 | 51.7 | 31.1 | 40.9 | | |

¹⁾ Hereinafter, according to the Ministry of Health of the Republic of Kazakhstan. Rates per 100,000, respectively, are calculated based on data from the Ministry of Health of the Republic of Kazakhstan.

Continuation

| | Morbidity of the population with mental and behavioral disorders | | | | | | | | | | Including the rural population | | | | | | | | | |
|------------------------|--|-------|-------|-------|-------|---|------|------|------|-------|---|------|------|------|------|---|------|-------|-------|-------|
| | number of diseases reported for the first time in life | | | | | per 100 thousand of the corresponding population | | | | | number of diseases reported for the first time in life | | | | | per 100 thousand of the corresponding population | | | | |
| | 2017 | 2018 | 2019 | 2020 | 2021 | 2017 | 2018 | 2019 | 2020 | 2021 | 2017 | 2018 | 2019 | 2020 | 2021 | 2017 | 2018 | 2019 | 2020 | 2021 |
| | Both genders | | | | | | | | | | | | | | | | | | | |
| Republic of Kazakhstan | 1 666 | 1 525 | 1 528 | 1 204 | 1 389 | 44.9 | 42.2 | 43.3 | 34.6 | 37.1 | 731 | 655 | 608 | 340 | 472 | 45.9 | 42.6 | 40.1 | 22.6 | 28.8 |
| Akmola | 50 | 64 | 56 | 56 | 37 | 35.4 | 46.6 | 41.8 | 42.6 | 26.5 | 21 | 31 | 31 | 26 | 22 | 27.4 | 41.2 | 41.7 | 35.4 | 28.2 |
| Aktobe | 151 | 148 | 163 | 92 | 91 | 81.7 | 83.3 | 95.8 | 56.2 | 65.1 | 73 | 55 | 76 | 23 | 24 | 105.4 | 99.4 | 140.9 | 43.6 | 55.0 |
| Almaty | 110 | 104 | 87 | 60 | 63 | 28.5 | 27.7 | 23.8 | 16.7 | 16.1 | 67 | 66 | 61 | 51 | 42 | 22.4 | 22.4 | 21.0 | 17.8 | 13.4 |
| Atyrau | 60 | 13 | 27 | 28 | 26 | 46.9 | 10.4 | 21.8 | 22.8 | 19.4 | 27 | 8 | 15 | 10 | 9 | 38.6 | 13.0 | 24.9 | 16.6 | 13.6 |
| Batys Kazakhstan | 37 | 25 | 42 | 42 | 33 | 28.4 | 19.9 | 34.5 | 35.5 | 26.5 | 14 | 10 | 24 | 23 | 11 | 21.6 | 16.1 | 39.3 | 38.1 | 17.0 |
| Zhambyl | 92 | 66 | 51 | 54 | 66 | 40.7 | 29.8 | 23.3 | 24.7 | 27.3 | 44 | 43 | 33 | 22 | 29 | 31.6 | 31.2 | 24.0 | 16.0 | 19.1 |
| Karagandy | 165 | 180 | 121 | 145 | 128 | 61.2 | 69.4 | 48.1 | 59.2 | 49.3 | 28 | 54 | 17 | 32 | 16 | 48.5 | 95.6 | 30.2 | 57.7 | 27.2 |
| Kostanai | 159 | 138 | 143 | 100 | 165 | 93.1 | 84.7 | 92.0 | 67.3 | 107.0 | 64 | 61 | 55 | 24 | 43 | 79.1 | 81.1 | 78.1 | 35.4 | 60.9 |
| Kyzylorda | 66 | 80 | 86 | 81 | 78 | 39.5 | 48.6 | 52.8 | 50.0 | 44.2 | 44 | 32 | 44 | 33 | 30 | 45.3 | 33.4 | 46.3 | 34.9 | 29.0 |
| Mangystau | 57 | 47 | 47 | 27 | 26 | 41.6 | 34.7 | 34.6 | 19.7 | 17.2 | 30 | 23 | 21 | 11 | 10 | 35.2 | 26.8 | 24.4 | 12.8 | 10.7 |
| Pavlodar | 85 | 113 | 125 | 113 | 101 | 61.4 | 85.3 | 97.9 | 91.2 | 77.1 | 12 | 26 | 34 | 41 | 30 | 28.5 | 62.9 | 82.9 | 101.5 | 69.6 |
| Soltustik Kazakhstan | 54 | 35 | 26 | 26 | 96 | 54.6 | 36.4 | 27.6 | 28.1 | 98.0 | 41 | 26 | 13 | 15 | 62 | 77.9 | 50.2 | 25.0 | 28.9 | 111.5 |
| Turkistan | 294 | 170 | 162 | 98 | 111 | 45.3 | 39.8 | 38.4 | 22.8 | 23.3 | 217 | 170 | 145 | 0 | 111 | 59.6 | 48.1 | 41.6 | 0.0 | 28.7 |
| Shygys Kazakhstan | 112 | 123 | 121 | 80 | 109 | 43.9 | 50.7 | 52.2 | 35.9 | 46.2 | 49 | 50 | 39 | 29 | 33 | 52.1 | 55.6 | 44.0 | 32.9 | 34.6 |
| Astana city | 110 | 74 | 122 | 99 | 156 | 51.2 | 34.9 | 58.2 | 47.2 | 68.5 | - | - | - | - | - | - | - | - | - | - |
| Almaty city | 64 | 42 | 65 | 47 | 59 | 15.5 | 10.6 | 17.1 | 12.8 | 15.4 | - | - | - | - | - | - | - | - | - | - |
| Shymkent city | 0 | 103 | 84 | 56 | 44 | 0.0 | 47.1 | 37.2 | 25.2 | 18.1 | - | - | - | - | - | - | - | - | - | - |

| | Morbidity of the population with mental and behavioral disorders | | | | | | | | | | Including the rural population | | | | | | | | | | Continuation | |
|------------------------|--|-------|------|------|------|--|-------|-------|-------|-------|--|------|------|------|------|--|-------|-------|-------|-------|--------------|--|
| | number of diseases reported for the first time | | | | | per 100 thousand of the corresponding population | | | | | number of diseases reported for the first time | | | | | per 100 thousand of the corresponding population | | | | | | |
| | 2017 | 2018 | 2019 | 2020 | 2021 | 2017 | 2018 | 2019 | 2020 | 2021 | 2017 | 2018 | 2019 | 2020 | 2021 | 2017 | 2018 | 2019 | 2020 | 2021 | | |
| Republic of Kazakhstan | Men | | | | | | | | | | | | | | | | | | | | | |
| | 1 029 | 955 | 944 | 728 | 799 | 54.9 | 52.2 | 52.6 | 41.1 | 41.8 | 450 | 408 | 391 | 205 | 285 | 53.8 | 50.4 | 49.1 | 25.9 | 33.2 | | |
| | 33 | 44 | 37 | 38 | 21 | 45.0 | 61.8 | 53.3 | 55.8 | 29.0 | 15 | 25 | 21 | 18 | 13 | 36.7 | 62.6 | 53.7 | 46.9 | 31.9 | | |
| | 100 | 102 | 109 | 58 | 50 | 108.2 | 114.5 | 126.9 | 69.6 | 70.4 | 51 | 48 | 61 | 14 | 15 | 141.9 | 164.9 | 214.8 | 50.3 | 64.6 | | |
| | 62 | 60 | 49 | 35 | 33 | 31.0 | 30.7 | 25.7 | 18.7 | 16.2 | 39 | 34 | 32 | 35 | 24 | 25.1 | 22.1 | 21.2 | 23.5 | 14.8 | | |
| | 37 | 11 | 17 | 16 | 12 | 56.2 | 17.0 | 26.6 | 25.3 | 17.4 | 17 | 6 | 10 | 6 | 6 | 46.4 | 18.5 | 31.7 | 19.0 | 17.4 | | |
| | 21 | 17 | 26 | 26 | 15 | 31.6 | 26.5 | 41.7 | 42.9 | 23.4 | 6 | 7 | 16 | 13 | 5 | 17.3 | 21.1 | 49.4 | 40.9 | 14.7 | | |
| | 58 | 36 | 28 | 31 | 47 | 50.0 | 31.5 | 24.7 | 27.3 | 37.4 | 29 | 26 | 16 | 10 | 20 | 40.0 | 36.1 | 22.3 | 13.9 | 25.1 | | |
| | 106 | 119 | 78 | 89 | 79 | 77.1 | 89.6 | 60.5 | 70.8 | 59.3 | 17 | 32 | 10 | 19 | 10 | 54.5 | 105.3 | 33.3 | 64.6 | 32.1 | | |
| | 109 | 98 | 93 | 67 | 92 | 125.1 | 117.4 | 116.3 | 87.3 | 115.5 | 43 | 44 | 40 | 16 | 26 | 101.1 | 111.0 | 107.7 | 44.7 | 70.0 | | |
| | 29 | 47 | 58 | 44 | 38 | 33.3 | 54.8 | 68.2 | 52.1 | 41.4 | 19 | 18 | 30 | 18 | 19 | 37.3 | 35.7 | 60.0 | 36.1 | 35.0 | | |
| | 31 | 31 | 33 | 14 | 18 | 44.1 | 44.6 | 47.3 | 19.9 | 23.2 | 16 | 15 | 14 | 5 | 6 | 37.8 | 35.1 | 32.5 | 11.6 | 12.7 | | |
| | 48 | 75 | 81 | 85 | 66 | 67.9 | 110.5 | 123.4 | 133.2 | 97.8 | 4 | 18 | 25 | 29 | 20 | 17.8 | 81.6 | 114.3 | 134.5 | 86.9 | | |
| | 42 | 21 | 19 | 12 | 69 | 80.8 | 41.5 | 38.4 | 24.7 | 134.5 | 33 | 14 | 8 | 7 | 43 | 112.6 | 48.9 | 28.1 | 24.8 | 143.3 | | |
| | 172 | 91 | 89 | 55 | 59 | 51.6 | 40.2 | 39.7 | 24.2 | 23.5 | 129 | 91 | 79 | 0 | 59 | 67.7 | 48.9 | 42.9 | 0.0 | 29.0 | | |
| | 72 | 72 | 86 | 47 | 63 | 54.8 | 57.5 | 71.8 | 40.7 | 51.5 | 32 | 30 | 29 | 15 | 19 | 62.2 | 61.3 | 60.6 | 31.7 | 37.3 | | |
| | 70 | 45 | 67 | 52 | 76 | 68.3 | 44.4 | 66.6 | 51.2 | 68.4 | - | - | - | - | - | - | - | - | - | - | | |
| | 39 | 27 | 36 | 30 | 39 | 20.5 | 14.8 | 20.4 | 17.4 | 21.4 | - | - | - | - | - | - | - | - | - | - | | |
| | 0 | 59 | 38 | 29 | 22 | 0.0 | 55.5 | 34.6 | 26.4 | 18.2 | - | - | - | - | - | - | - | - | - | - | | |
| | Republic of Kazakhstan | Women | | | | | | | | | | | | | | | | | | | | |
| | | 637 | 570 | 584 | 476 | 590 | 34.7 | 32.0 | 33.6 | 27.9 | 32.3 | 281 | 247 | 217 | 135 | 187 | 37.2 | 33.9 | 30.2 | 18.9 | 24.0 | |
| 17 | | 20 | 19 | 18 | 16 | 25.0 | 30.3 | 29.4 | 28.4 | 23.8 | 6 | 6 | 10 | 8 | 9 | 16.8 | 17.0 | 28.4 | 22.9 | 24.2 | | |
| 51 | | 46 | 54 | 34 | 41 | 55.1 | 51.9 | 64.1 | 42.3 | 59.5 | 22 | 7 | 15 | 9 | 9 | 66.0 | 26.7 | 58.7 | 36.0 | 44.1 | | |
| 48 | | 44 | 38 | 25 | 30 | 25.8 | 24.5 | 21.7 | 14.5 | 15.9 | 28 | 32 | 29 | 16 | 18 | 19.4 | 22.7 | 20.9 | 11.6 | 12.0 | | |
| 23 | | 2 | 10 | 12 | 14 | 37.1 | 3.3 | 16.7 | 20.1 | 21.5 | 10 | 2 | 5 | 4 | 3 | 30.0 | 6.8 | 17.5 | 13.9 | 9.5 | | |
| 16 | | 8 | 16 | 16 | 18 | 25.1 | 13.0 | 26.9 | 27.8 | 29.8 | 8 | 3 | 8 | 10 | 6 | 26.7 | 10.4 | 27.9 | 35.0 | 19.5 | | |
| 34 | | 30 | 23 | 23 | 19 | 30.9 | 28.0 | 21.7 | 21.9 | 16.4 | 15 | 17 | 17 | 12 | 9 | 22.5 | 25.8 | 25.9 | 18.3 | 12.5 | | |
| 59 | | 61 | 43 | 56 | 49 | 44.7 | 48.2 | 35.1 | 47.0 | 38.8 | 11 | 22 | 7 | 13 | 6 | 41.5 | 84.3 | 26.7 | 50.0 | 21.6 | | |
| 50 | | 40 | 50 | 33 | 73 | 59.8 | 50.3 | 66.3 | 45.9 | 97.9 | 21 | 17 | 15 | 8 | 17 | 54.7 | 47.8 | 45.1 | 25.0 | 50.9 | | |
| 37 | | 33 | 28 | 37 | 40 | 46.2 | 41.9 | 35.9 | 47.7 | 47.2 | 25 | 14 | 14 | 15 | 11 | 54.2 | 30.8 | 31.1 | 33.5 | 22.4 | | |
| 26 | | 16 | 14 | 13 | 8 | 38.9 | 24.2 | 21.2 | 19.6 | 10.9 | 14 | 8 | 7 | 6 | 4 | 32.7 | 18.6 | 16.3 | 14.0 | 8.6 | | |
| 37 | | 38 | 44 | 28 | 35 | 54.5 | 58.8 | 70.9 | 46.6 | 55.2 | 8 | 8 | 9 | 12 | 10 | 40.7 | 41.5 | 47.0 | 63.7 | 49.8 | | |
| 12 | | 14 | 7 | 14 | 27 | 25.6 | 30.7 | 15.6 | 31.8 | 57.8 | 8 | 12 | 5 | 8 | 19 | 34.3 | 51.8 | 21.3 | 33.8 | 74.2 | | |
| 122 | | 79 | 73 | 43 | 52 | 38.7 | 39.3 | 36.9 | 21.3 | 23.1 | 88 | 79 | 66 | 0 | 52 | 50.7 | 47.1 | 40.1 | 0.0 | 28.4 | | |
| 40 | | 51 | 35 | 33 | 46 | 32.2 | 43.4 | 31.2 | 30.7 | 40.4 | 17 | 20 | 10 | 14 | 14 | 39.9 | 48.9 | 24.6 | 34.3 | 31.4 | | |
| 40 | | 29 | 55 | 47 | 80 | 35.5 | 26.1 | 50.5 | 43.5 | 68.6 | - | - | - | - | - | - | - | - | - | - | | |
| 25 | | 15 | 29 | 17 | 20 | 11.2 | 7.0 | 14.3 | 8.7 | 9.9 | - | - | - | - | - | - | - | - | - | - | | |
| 0 | | 44 | 46 | 27 | 22 | 0.0 | 39.1 | 39.6 | 24.0 | 18.1 | - | - | - | - | - | - | - | - | - | - | | |

| | Morbidity of the population with mental and behavioral disorders associated with the use of psychoactive substances | | | | | | | | | | | | Of these, the incidence of the population with mental and behavioral disorders due to alcohol consumption | | | | | | | | | | | |
|-------------------------------|---|-------|-------|-------|-------|-------|--|-------|-------|-------|-------|-------|---|-------|-------|-------|-------|-------|--|-------|-------|------|------|------|
| | number of diseases reported for the first time | | | | | | per 100 thousand of the corresponding population | | | | | | number of diseases reported for the first time | | | | | | per 100 thousand of the corresponding population | | | | | |
| | 2017 | 2018 | 2019 | 2020 | 2021 | 2021 | 2017 | 2018 | 2019 | 2020 | 2021 | 2021 | 2017 | 2018 | 2019 | 2020 | 2021 | 2021 | 2017 | 2018 | 2019 | 2020 | 2021 | 2021 |
| Both genders | | | | | | | | | | | | | | | | | | | | | | | | |
| Republic of Kazakhstan | 4 256 | 4 279 | 3 197 | 2 595 | 2 261 | 2 261 | 105.3 | 108.6 | 82.9 | 68.5 | 60.3 | 2 193 | 2 386 | 1 851 | 1 506 | 1 281 | 65.0 | 73.3 | 58.9 | 49.6 | 43.4 | | | |
| Akmola | 88 | 61 | 65 | 55 | 58 | 58 | 57.4 | 40.9 | 44.7 | 38.6 | 41.5 | 47 | 40 | 38 | 42 | 39 | 36.9 | 32.8 | 32.5 | 37.2 | 35.5 | | | |
| Aktobe | 198 | 219 | 168 | 124 | 165 | 165 | 98.4 | 112.6 | 89.5 | 68.4 | 93.9 | 121 | 111 | 96 | 38 | 90 | 70.5 | 67.4 | 61.3 | 25.7 | 64.3 | | | |
| Almaty | 139 | 111 | 139 | 49 | 78 | 78 | 33.0 | 27.2 | 35.0 | 12.6 | 20.2 | 68 | 55 | 65 | 26 | 41 | 19.7 | 16.7 | 20.6 | 8.6 | 13.9 | | | |
| Atyrau | 73 | 28 | 13 | 3 | 19 | 19 | 52.4 | 20.4 | 9.6 | 2.2 | 14.3 | 20 | 3 | 5 | 0 | 3 | 17.4 | 2.7 | 4.6 | 0.0 | 2.9 | | | |
| Batys Kazakhstan | 231 | 188 | 111 | 75 | 74 | 74 | 162.8 | 137.1 | 83.5 | 58.0 | 58.8 | 107 | 60 | 30 | 11 | 9 | 89.1 | 52.4 | 27.5 | 10.6 | 9.0 | | | |
| Zhambyl | 329 | 340 | 262 | 204 | 145 | 145 | 135.5 | 143.0 | 111.5 | 87.1 | 61.7 | 144 | 131 | 76 | 70 | 42 | 73.7 | 69.2 | 41.2 | 38.7 | 23.5 | | | |
| Karagandy | 123 | 90 | 62 | 49 | 70 | 70 | 41.8 | 31.8 | 22.6 | 18.4 | 26.8 | 69 | 48 | 29 | 32 | 38 | 27.9 | 20.4 | 12.9 | 14.9 | 18.4 | | | |
| Kostanai | 262 | 177 | 128 | 149 | 203 | 203 | 139.8 | 98.7 | 74.5 | 90.9 | 129.1 | 124 | 90 | 75 | 73 | 76 | 78.5 | 60.2 | 53.1 | 54.8 | 60.2 | | | |
| Kyzylorda | 296 | 274 | 252 | 233 | 203 | 203 | 164.7 | 154.9 | 143.9 | 133.7 | 116.8 | 250 | 217 | 201 | 170 | 180 | 171.3 | 152.1 | 143.7 | 123.9 | 133.6 | | | |
| Mangystau | 140 | 103 | 32 | 12 | 43 | 43 | 93.8 | 69.9 | 21.8 | 8.1 | 28.7 | 16 | 24 | 5 | 2 | 5 | 13.0 | 20.0 | 4.2 | 1.7 | 4.3 | | | |
| Pavlodar | 144 | 162 | 215 | 238 | 467 | 467 | 94.8 | 111.3 | 153.3 | 175.4 | 353.8 | 61 | 54 | 57 | 118 | 312 | 47.7 | 44.6 | 49.7 | 108.3 | 298.3 | | | |
| Southstik Kazakhstan | 166 | 189 | 92 | 50 | 36 | 36 | 154.8 | 181.7 | 90.7 | 50.2 | 36.7 | 73 | 86 | 50 | 30 | 26 | 83.3 | 102.3 | 61.5 | 37.9 | 33.6 | | | |
| Turkistan | 208 | 61 | 9 | 26 | 11 | 11 | 29.9 | 13.4 | 2.0 | 5.7 | 2.4 | 97 | 43 | 8 | 17 | 9 | 17.5 | 12.2 | 2.3 | 4.9 | 2.6 | | | |
| Shygyz Kazakhstan | 1 168 | 983 | 684 | 407 | 269 | 269 | 418.2 | 368.7 | 267.9 | 166.2 | 113.5 | 739 | 640 | 448 | 280 | 164 | 314.4 | 288.7 | 214.9 | 143.1 | 88.4 | | | |
| Astana city | 608 | 1 078 | 823 | 819 | 310 | 310 | 254.4 | 455.3 | 352.3 | 352.4 | 132.2 | 229 | 679 | 597 | 541 | 209 | 109.5 | 329.1 | 297.4 | 275.1 | 106.7 | | | |
| Almaty city | 83 | 102 | 57 | 47 | 44 | 44 | 18.1 | 22.9 | 13.2 | 11.3 | 10.9 | 28 | 30 | 23 | 16 | 8 | 6.8 | 7.6 | 6.1 | 4.5 | 2.3 | | | |
| Shymkent city | 0 | 113 | 85 | 55 | 66 | 66 | 0.0 | 47.5 | 34.6 | 22.7 | 27.2 | 0 | 75 | 48 | 40 | 30 | 0.0 | 38.1 | 23.8 | 20.4 | 15.5 | | | |
| Men | | | | | | | | | | | | | | | | | | | | | | | | |
| Republic of Kazakhstan | 3 795 | 3 766 | 2 762 | 2 246 | 1 942 | 1 942 | 186.2 | 189.0 | 141.2 | 116.4 | 101.6 | 1 883 | 2 056 | 1 552 | 1 286 | 1 102 | 111.0 | 125.2 | 97.6 | 83.4 | 73.3 | | | |
| Akmola | 67 | 51 | 49 | 45 | 43 | 43 | 84.1 | 65.9 | 65.0 | 61.1 | 59.4 | 30 | 35 | 29 | 34 | 30 | 45.1 | 55.1 | 47.7 | 58.0 | 52.6 | | | |
| Aktobe | 181 | 202 | 151 | 114 | 140 | 140 | 180.1 | 207.6 | 160.1 | 124.3 | 156.5 | 105 | 96 | 83 | 32 | 71 | 123.1 | 117.3 | 106.1 | 42.9 | 100 | | | |
| Almaty | 115 | 97 | 125 | 43 | 64 | 64 | 52.8 | 45.6 | 60.4 | 21.2 | 31.8 | 47 | 43 | 56 | 20 | 32 | 26.2 | 24.9 | 34.0 | 12.7 | 20.8 | | | |
| Atyrau | 69 | 24 | 10 | 3 | 17 | 17 | 96.5 | 34.1 | 14.4 | 4.4 | 24.8 | 16 | 1 | 4 | 0 | 3 | 27.1 | 1.7 | 7.1 | 0.0 | 5.6 | | | |
| Batys Kazakhstan | 208 | 172 | 99 | 69 | 61 | 61 | 287.7 | 245.8 | 145.6 | 104.1 | 94.1 | 89 | 53 | 24 | 10 | 8 | 145.6 | 90.7 | 42.9 | 18.7 | 15.5 | | | |
| Zhambyl | 315 | 321 | 240 | 192 | 136 | 136 | 253.2 | 262.4 | 197.6 | 158.0 | 111.0 | 136 | 118 | 63 | 64 | 36 | 135.5 | 120.8 | 65.9 | 68.0 | 38.6 | | | |
| Karagandy | 91 | 74 | 47 | 40 | 58 | 58 | 60.8 | 51.2 | 33.4 | 29.2 | 43.3 | 44 | 40 | 19 | 28 | 29 | 35.0 | 33.3 | 16.5 | 25.4 | 27.3 | | | |
| Kostanai | 232 | 149 | 112 | 126 | 180 | 180 | 243.1 | 162.5 | 127.2 | 149.3 | 221.6 | 113 | 74 | 61 | 56 | 63 | 140.6 | 96.8 | 84.1 | 81.7 | 96.6 | | | |
| Kyzylorda | 291 | 258 | 238 | 231 | 195 | 195 | 311.4 | 279.9 | 260.5 | 254.0 | 215.1 | 246 | 203 | 188 | 169 | 172 | 322.8 | 271.1 | 255.5 | 234.1 | 243.0 | | | |
| Mangystau | 131 | 91 | 30 | 9 | 41 | 41 | 171.6 | 120.8 | 39.8 | 11.8 | 53.2 | 15 | 22 | 5 | 0 | 5 | 23.9 | 35.8 | 8.3 | 0.0 | 8.4 | | | |
| Pavlodar | 136 | 149 | 193 | 217 | 408 | 408 | 175.9 | 200.2 | 268.4 | 311.0 | 599.6 | 56 | 46 | 47 | 108 | 286 | 86.0 | 74.3 | 80.0 | 192.7 | 529.4 | | | |
| Southstik Kazakhstan | 131 | 147 | 67 | 32 | 29 | 29 | 232.3 | 268.6 | 125.4 | 61.1 | 56.4 | 52 | 60 | 36 | 21 | 21 | 112.4 | 135.0 | 83.7 | 50.2 | 51.5 | | | |
| Turkistan | 195 | 57 | 8 | 26 | 7 | 7 | 54.7 | 23.7 | 3.4 | 10.7 | 2.9 | 89 | 40 | 7 | 17 | 7 | 31.3 | 21.2 | 3.8 | 9.2 | 3.8 | | | |
| Shygyz Kazakhstan | 1 021 | 858 | 579 | 333 | 213 | 213 | 712.7 | 625.3 | 439.8 | 263.1 | 173.5 | 645 | 561 | 374 | 229 | 128 | 535.3 | 490.9 | 347.1 | 226.0 | 132.8 | | | |
| Astana city | 538 | 932 | 687 | 679 | 265 | 265 | 473.3 | 827.3 | 614.7 | 605.8 | 233.0 | 174 | 567 | 492 | 447 | 180 | 177.0 | 585.2 | 519.2 | 477.3 | 191.7 | | | |
| Almaty city | 74 | 78 | 49 | 33 | 29 | 29 | 35.2 | 38.2 | 24.6 | 17.0 | 15.3 | 26 | 25 | 21 | 12 | 7 | 14.1 | 14.0 | 12.3 | 7.4 | 4.5 | | | |
| Shymkent city | 0 | 106 | 78 | 54 | 56 | 56 | 0.0 | 92.2 | 65.5 | 45.4 | 46.5 | 0 | 72 | 43 | 39 | 24 | 0.0 | 76.9 | 44.7 | 40.9 | 25.3 | | | |

Continuation

| Morbidity of the population with mental and behavioral disorders associated with the use of psychoactive substances | | Of these, the incidence of the population with mental and behavioral disorders due to alcohol consumption | | | | | | | | | |
|---|--|---|------|------|------|------|--|-------|-------|-------|------|
| | | number of diseases reported for the first time | | | | | per 100 thousand of the corresponding population | | | | |
| | | 2017 | 2018 | 2019 | 2020 | 2021 | 2017 | 2018 | 2019 | 2020 | 2021 |
| Women | | | | | | | | | | | |
| Republic of Kazakhstan | | 461 | 513 | 435 | 349 | 319 | 23 | 26.3 | 22.9 | 18.7 | 17.4 |
| Akmola | | 21 | 10 | 16 | 10 | 15 | 28.6 | 14 | 22.9 | 14.6 | 22.3 |
| Aktobe | | 17 | 17 | 17 | 10 | 25 | 16.9 | 17.5 | 18.2 | 11.2 | 29.0 |
| Almaty | | 24 | 14 | 14 | 6 | 14 | 11.8 | 7.1 | 7.4 | 3.2 | 7.6 |
| Atyrau | | 4 | 4 | 3 | 0 | 2 | 5.9 | 6.0 | 4.6 | 0.0 | 3.1 |
| Batys Kazakhstan | | 23 | 16 | 12 | 6 | 13 | 33.0 | 23.8 | 18.5 | 9.5 | 21.3 |
| Zhambyl | | 14 | 19 | 22 | 12 | 9 | 11.8 | 16.5 | 19.4 | 10.7 | 8.0 |
| Karagandy | | 32 | 16 | 15 | 9 | 12 | 22.2 | 11.5 | 11.2 | 6.9 | 9.4 |
| Kostanai | | 30 | 28 | 16 | 23 | 23 | 32.6 | 31.9 | 19.1 | 28.9 | 30.2 |
| Kyzylorda | | 5 | 16 | 14 | 2 | 8 | 5.8 | 18.9 | 16.7 | 2.4 | 9.6 |
| Mangystau | | 9 | 12 | 2 | 3 | 2 | 12.3 | 16.7 | 2.8 | 4.2 | 2.7 |
| Pavlodar | | 8 | 13 | 22 | 21 | 59 | 10.7 | 18.3 | 32.2 | 31.9 | 92.2 |
| Softistik Kazakhstan | | 35 | 42 | 25 | 18 | 7 | 68.8 | 85.2 | 52.1 | 38.1 | 15.0 |
| Turkistan | | 13 | 4 | 1 | 0 | 4 | 3.8 | 1.9 | 0.5 | 0.0 | 1.8 |
| Shyngys Kazakhstan | | 147 | 125 | 105 | 74 | 56 | 108 | 96.6 | 84.9 | 62.5 | 49.1 |
| Astana city | | 70 | 146 | 136 | 140 | 45 | 55.9 | 117.6 | 111.6 | 116.3 | 37.2 |
| Almaty city | | 9 | 24 | 8 | 14 | 15 | 3.6 | 10.0 | 3.5 | 6.3 | 7.0 |
| Shymkent city | | 0 | 7 | 7 | 1 | 10 | 0.0 | 5.7 | 5.5 | 0.8 | 8.2 |

Continuation

| The incidence of syphilis in the population | | per 100 thousand of the corresponding population | | | | | | | | | |
|---|--|--|-------|-------|------|------|--|------|------|------|------|
| | | number of diseases reported for the first time in life | | | | | per 100 thousand of the corresponding population | | | | |
| | | 2017 | 2018 | 2019 | 2020 | 2021 | 2017 | 2018 | 2019 | 2020 | 2021 |
| Both genders | | | | | | | | | | | |
| Republic of Kazakhstan | | 1 864 | 1 594 | 1 442 | 964 | 789 | 50.2 | 44.1 | 44.4 | 40.8 | 27.7 |
| Akmola | | 78 | 61 | 38 | 24 | 21 | 55.3 | 44.4 | 44.4 | 28.3 | 18.3 |
| Aktobe | | 110 | 110 | 117 | 106 | 51 | 59.5 | 61.9 | 61.9 | 68.8 | 64.7 |
| Almaty | | 217 | 183 | 180 | 107 | 101 | 56.3 | 48.8 | 48.8 | 49.2 | 29.7 |
| Atyrau | | 61 | 44 | 55 | 21 | 23 | 47.7 | 35.1 | 35.1 | 44.4 | 17.1 |
| Batys Kazakhstan | | 92 | 92 | 83 | 83 | 68 | 70.7 | 73.2 | 73.2 | 68.1 | 70.2 |
| Zhambyl | | 84 | 68 | 73 | 15 | 22 | 37.2 | 30.7 | 30.7 | 33.3 | 6.9 |
| Karagandy | | 187 | 127 | 130 | 68 | 78 | 69.4 | 48.9 | 48.9 | 51.7 | 27.8 |
| Kostanai | | 67 | 77 | 59 | 48 | 40 | 39.2 | 47.3 | 47.3 | 38.0 | 32.3 |
| Kyzylorda | | 94 | 84 | 90 | 53 | 54 | 56.2 | 51.0 | 51.0 | 55.2 | 32.7 |
| Mangystau | | 57 | 62 | 32 | 14 | 16 | 41.6 | 45.7 | 45.7 | 23.6 | 10.2 |
| Pavlodar | | 33 | 26 | 32 | 59 | 49 | 23.8 | 19.6 | 19.6 | 25.1 | 47.6 |
| Softistik Kazakhstan | | 42 | 22 | 12 | 21 | 12 | 42.5 | 22.9 | 22.9 | 12.7 | 22.7 |
| Turkistan | | 251 | 113 | 103 | 56 | 55 | 38.7 | 26.5 | 26.5 | 24.4 | 13.0 |
| Shyngys Kazakhstan | | 118 | 117 | 130 | 66 | 56 | 46.2 | 48.2 | 48.2 | 56.1 | 29.6 |
| Astana city | | 135 | 134 | 82 | 99 | 64 | 62.8 | 63.1 | 63.1 | 39.2 | 47.2 |
| Almaty city | | 238 | 173 | 136 | 89 | 49 | 57.5 | 43.6 | 43.6 | 35.8 | 24.2 |
| Shymkent city | | 0 | 101 | 90 | 35 | 30 | 0.0 | 46.1 | 46.1 | 39.8 | 15.7 |

| | The incidence of syphilis in the population | | | | | | | | | |
|------------------------|--|-------|------|------|------|--|------|------|------|------|
| | number of diseases reported for the first time in life | | | | | per 100 thousand of the corresponding population | | | | |
| | 2017 | 2018 | 2019 | 2020 | 2021 | 2017 | 2018 | 2019 | 2020 | 2021 |
| Republic of Kazakhstan | Men | | | | | | | | | |
| | 857 | 754 | 661 | 425 | 345 | 45.7 | 41.2 | 36.8 | 24.0 | 19.6 |
| | 30 | 30 | 22 | 12 | 10 | 40.9 | 42.1 | 31.7 | 17.6 | 14.9 |
| | 56 | 56 | 62 | 56 | 27 | 60.6 | 62.9 | 72.2 | 67.2 | 33.2 |
| | 98 | 82 | 72 | 47 | 30 | 49.1 | 42.0 | 37.7 | 25.1 | 16.1 |
| | 29 | 20 | 23 | 11 | 12 | 44.1 | 30.9 | 36.0 | 17.4 | 19.0 |
| | 53 | 48 | 34 | 36 | 30 | 79.9 | 74.8 | 54.6 | 59.4 | 50.7 |
| | 43 | 31 | 33 | 8 | 11 | 37.1 | 27.1 | 29.1 | 7.1 | 9.6 |
| | 81 | 54 | 56 | 32 | 37 | 58.9 | 40.6 | 43.4 | 25.4 | 30.0 |
| | 31 | 36 | 31 | 20 | 17 | 35.6 | 43.1 | 38.8 | 26.1 | 22.9 |
| | 37 | 22 | 43 | 20 | 24 | 42.5 | 25.6 | 50.6 | 23.7 | 28.5 |
| | 22 | 28 | 13 | 5 | 7 | 31.3 | 40.3 | 18.6 | 7.1 | 9.8 |
| | 14 | 13 | 18 | 26 | 29 | 19.8 | 19.2 | 27.4 | 40.7 | 46.5 |
| | 19 | 12 | 7 | 14 | 5 | 36.5 | 23.7 | 14.1 | 28.8 | 10.5 |
| | 125 | 50 | 37 | 16 | 22 | 37.5 | 22.1 | 16.5 | 7.0 | 9.6 |
| | 58 | 67 | 65 | 36 | 22 | 44.2 | 53.5 | 54.3 | 31.2 | 19.5 |
| | 56 | 68 | 34 | 37 | 25 | 54.6 | 67.1 | 33.8 | 36.5 | 24.1 |
| | 105 | 90 | 65 | 33 | 21 | 55.2 | 49.3 | 36.8 | 19.1 | 12.4 |
| | 0 | 47 | 46 | 16 | 16 | 0.0 | 44.2 | 41.8 | 14.6 | 14.4 |
| | Republic of Kazakhstan | Women | | | | | | | | |
| 1 007 | | 840 | 781 | 539 | 444 | 54.9 | 47.2 | 45.0 | 31.6 | 26.3 |
| 48 | | 31 | 16 | 12 | 11 | 70.7 | 46.9 | 24.7 | 18.9 | 17.7 |
| 54 | | 54 | 55 | 50 | 24 | 58.4 | 61.0 | 65.3 | 62.2 | 30.9 |
| 119 | | 101 | 108 | 60 | 71 | 64.0 | 56.2 | 61.7 | 34.7 | 41.3 |
| 32 | | 24 | 32 | 10 | 11 | 51.6 | 39.5 | 53.3 | 16.8 | 18.5 |
| 39 | | 44 | 49 | 47 | 38 | 61.1 | 71.5 | 82.3 | 81.6 | 67.9 |
| 41 | | 37 | 40 | 7 | 11 | 37.3 | 34.5 | 37.8 | 6.7 | 10.5 |
| 106 | | 73 | 74 | 36 | 41 | 80.3 | 57.6 | 60.5 | 30.2 | 35.1 |
| 36 | | 41 | 28 | 28 | 23 | 43.0 | 51.6 | 37.1 | 39.0 | 33.2 |
| 57 | | 62 | 47 | 33 | 30 | 71.1 | 78.7 | 60.3 | 42.5 | 38.7 |
| 35 | | 34 | 19 | 9 | 9 | 52.4 | 51.5 | 28.8 | 13.5 | 13.4 |
| 19 | | 13 | 14 | 33 | 20 | 28.0 | 20.1 | 22.6 | 55.0 | 34.1 |
| 23 | | 10 | 5 | 7 | 7 | 49.1 | 21.9 | 11.2 | 15.9 | 16.2 |
| 126 | | 63 | 66 | 40 | 33 | 39.9 | 31.3 | 33.3 | 19.8 | 16.2 |
| 60 | | 50 | 65 | 30 | 34 | 48.4 | 42.5 | 58.0 | 27.9 | 32.5 |
| 79 | | 66 | 48 | 62 | 39 | 70.2 | 59.5 | 44.1 | 57.3 | 35.6 |
| 133 | | 83 | 71 | 56 | 28 | 59.5 | 38.8 | 34.9 | 28.7 | 14.7 |
| 0 | | 54 | 44 | 19 | 14 | 0.0 | 47.9 | 37.9 | 16.9 | 12.4 |

7. Labor market

7.1 Economic characteristics of the population aged 15-28 years old in the Republic of Kazakhstan

| | 2017 | 2018 | 2019 | 2020 | 2021 |
|--|---------|---------|---------|---------|---------|
| Both genders | | | | | |
| Labor force, thousand people | 2 141.0 | 2 087.6 | 2 124.9 | 2 099.8 | 2 063.4 |
| Labor force share in population, in percentage | 60.0 | 60.9 | 61.1 | 60.8 | 60.6 |
| Employed population, thousand people | 2 057.3 | 2 007.9 | 2 045.9 | 2 019.4 | 1 985.8 |
| Employment rate, in percentage to the population aged 15-28 years old, in percentage | 96.1 | 96.2 | 96.3 | 96.2 | 96.2 |
| Employees, thousand people | | | | | |
| Including: | 1 564.8 | 1 536.6 | 1 567.7 | 1 573.1 | 1 565.1 |
| in the organization (enterprise) | 1 388.0 | 1 364.3 | 1 365.1 | 1 343.9 | 1 347.3 |
| for individuals | 137.0 | 135.5 | 137.3 | 153.9 | 139.4 |
| in a peasant (farm) economy | 39.8 | 36.9 | 65.3 | 75.3 | 78.5 |
| Self-employed, thousand people | 492.5 | 471.3 | 478.2 | 446.3 | 420.7 |
| Including: | | | | | |
| employers | 18.9 | 15.7 | 17.5 | 14.3 | 14.6 |
| independent workers | 469.8 | 453.0 | 457.4 | 427.8 | 402.1 |
| production cooperative members | 0.3 | 0.6 | 0.3 | 2.1 | 1.8 |
| unpaid family workers (farms) | 3.5 | 2.0 | 3.0 | 2.2 | 2.1 |
| Unemployed population, thousand people | 83.7 | 79.8 | 79.0 | 80.4 | 77.6 |
| Unemployment rate, in percentage | 3.9 | 3.8 | 3.7 | 3.8 | 3.8 |
| Non-labor force, thousand people | 1 429.1 | 1 342.6 | 1 355.2 | 1 354.9 | 1 343.0 |
| Share of persons not included in the labor force in the population, in percentage | 40.0 | 39.1 | 38.9 | 39.2 | 39.4 |
| Men | | | | | |
| Labor force, thousand people | 1 162.6 | 1 103.2 | 1 118.3 | 1 127.4 | 1 106.3 |
| Labor force share in population, in percentage | 64.8 | 64.6 | 64.9 | 64.7 | 64.6 |
| Employed population, thousand people | 1 122.5 | 1 066.1 | 1 080.9 | 1 090.4 | 1 070.9 |
| Employment rate, in percentage to the population aged 15-28 years old, in percentage | 96.5 | 96.6 | 96.7 | 96.7 | 96.8 |
| Employees, thousand people | | | | | |
| Including: | 846.3 | 808.0 | 830.6 | 846.5 | 832.7 |
| in the organization (enterprise) | | | | | |
| for individuals | 747.2 | 705.3 | 715.9 | 713.9 | 715.7 |
| in a peasant (farm) economy | 72.3 | 75.8 | 72.2 | 84.0 | 72.1 |
| Self-employed, thousand people | 26.8 | 26.9 | 42.5 | 48.6 | 44.9 |
| Including: | 276.1 | 258.1 | 250.3 | 243.9 | 238.2 |
| employers | 14.8 | 10.5 | 11.9 | 11.2 | 10.9 |
| independent workers | 258.2 | 245.6 | 236.2 | 230.0 | 225.0 |
| production cooperative members | 0.2 | 0.2 | 0.2 | 1.2 | 0.8 |
| unpaid family workers (farms) | 3.0 | 1.9 | 2.0 | 1.5 | 1.6 |
| Unemployed population, thousand people | 40.2 | 37.1 | 37.3 | 37.0 | 35.3 |
| Unemployment rate, in percentage | 3.5 | 3.4 | 3.3 | 3.3 | 3.2 |
| Non-labor force, thousand people | 631.7 | 604.3 | 605.0 | 614.9 | 605.4 |
| Share of persons not included in the labor force in the population, in percentage | 35.2 | 35.4 | 35.1 | 35.3 | 35.4 |
| Women | | | | | |
| Labor force, thousand people | 978.4 | 984.5 | 1 006.6 | 972.4 | 957.2 |
| Labor force share in population, in percentage | 55.1 | 57.1 | 57.3 | 56.8 | 56.5 |
| Employed population, thousand people | 934.8 | 941.8 | 965.0 | 929.0 | 914.8 |
| Employment rate, in percentage to the population aged 15-28 years old, in percentage | 95.6 | 95.7 | 95.9 | 95.5 | 95.6 |
| Employees, thousand people | | | | | |
| Including: | 718.5 | 728.6 | 737.1 | 726.6 | 732.4 |
| in the organization (enterprise) | | | | | |
| for individuals | 640.8 | 659.0 | 649.2 | 630.0 | 631.5 |
| in a peasant (farm) economy | 64.7 | 59.6 | 65.1 | 69.9 | 67.3 |
| Self-employed, thousand people | 12.9 | 10.0 | 22.8 | 26.7 | 33.6 |
| Including: | 216.4 | 213.2 | 227.9 | 202.4 | 182.5 |
| employers | 4.1 | 5.2 | 5.6 | 3.1 | 3.7 |
| independent workers | 211.6 | 207.4 | 221.2 | 197.8 | 177.1 |
| production cooperative members | 0.1 | 0.3 | 0.1 | 0.9 | 1.0 |
| unpaid family workers (farms) | 0.6 | 0.2 | 1.0 | 0.7 | 0.5 |
| Unemployed population, thousand people | 43.5 | 42.7 | 41.7 | 43.4 | 42.3 |
| Unemployment rate, in percentage | 4.4 | 4.3 | 4.1 | 4.5 | 4.4 |
| Non-labor force, thousand people | 797.3 | 738.4 | 750.1 | 740.0 | 737.6 |
| Share of persons not included in the labor force in the population, in percentage | 44.9 | 42.9 | 42.7 | 43.2 | 43.5 |

7.2 Labor force of population aged 15-28 years by type of locality

| | Labor force, thousand people | Including | | Labor force share in population, in percentage | Rate, in percentage | |
|------------------|---------------------------------|-----------|------------|--|---------------------|--------------|
| | | Employed | Unemployed | | Employment | Unemployment |
| All population | | | | | | |
| 2017 | 2 141.0 | 2 057.3 | 83.7 | 60.0 | 96.1 | 3.9 |
| 2018 | 2 087.6 | 2 007.9 | 79.8 | 60.9 | 96.2 | 3.8 |
| 2019 | 2 124.9 | 2 045.9 | 79.0 | 61.1 | 96.3 | 3.7 |
| 2020 | 2 099.8 | 2 019.4 | 80.4 | 60.8 | 96.2 | 3.8 |
| 2021 | 2 063.4 | 1 985.8 | 77.6 | 60.6 | 96.2 | 3.8 |
| Urban population | | | | | | |
| 2017 | 1 203.8 | 1 151.4 | 52.4 | 57.5 | 95.6 | 4.4 |
| 2018 | 1 173.6 | 1 122.3 | 51.3 | 58.3 | 95.6 | 4.4 |
| 2019 | 1 233.8 | 1 182.0 | 51.8 | 60.4 | 95.8 | 4.2 |
| 2020 | 1 209.6 | 1 159.3 | 50.3 | 59.5 | 95.8 | 4.2 |
| 2021 | 1 221.1 | 1 170.8 | 50.4 | 59.7 | 95.9 | 4.1 |
| Rural population | | | | | | |
| 2017 | 937.2 | 905.9 | 31.3 | 63.5 | 96.7 | 3.3 |
| 2018 | 914.0 | 885.6 | 28, 4 | 64.4 | 96.9 | 3.1 |
| 2019 | 891.1 | 863.9 | 27.2 | 62.0 | 96.9 | 3.1 |
| 2020 | 890.2 | 860.1 | 30.1 | 62.6 | 96.6 | 3.4 |
| 2021 | 842.3 | 815.0 | 27.3 | 61.9 | 96.8 | 3.2 |

7.3 Distribution of employed population aged 15-28 years old by type of economic activity

| | thousand people | | | | |
|---|-----------------|---------|---------|---------|---------|
| | 2017 | 2018 | 2019 | 2020 | 2021 |
| All population | | | | | |
| Employed population | 2 057.3 | 2 007.9 | 2 045.9 | 2 019.4 | 2 057.3 |
| Including: | | | | | |
| Agriculture, forestry and fisheries | 315.7 | 270.5 | 250.2 | 246.1 | 238.6 |
| Industry | 219.4 | 216.2 | 232.5 | 213.3 | 213.2 |
| mining and quarrying | 54.1 | 49.9 | 51.0 | 48.4 | 45.3 |
| manufacturing industry | 118.3 | 121.7 | 135.3 | 121.8 | 124.8 |
| supply of electricity, gas, steam, hot water and conditioned air | 31.2 | 29.1 | 28.8 | 27.6 | 29.0 |
| water supply; collection, treatment and disposal of waste, activities for the | | | | | |
| elimination of pollution | 15.7 | 15.6 | 17.3 | 15.6 | 14.0 |
| Construction | 147.3 | 150.8 | 144.8 | 148.5 | 143.9 |
| Wholesale and retail trade; repair of cars and motorcycles | 334.1 | 336.3 | 368.1 | 356.9 | 353.5 |
| Transport and storage | 125.7 | 127.2 | 125.3 | 113.4 | 120.7 |
| Providing accommodation and catering services | 57.6 | 44.9 | 57.3 | 54.0 | 54.2 |
| Information and communication | 44.1 | 50.0 | 43.6 | 41.8 | 47.2 |
| Financial and insurance activities | 64.9 | 56.2 | 62.2 | 59.4 | 58.6 |
| Real estate activities | 48.8 | 42.6 | 33.1 | 39.2 | 38.3 |
| Professional, scientific and technical activities | 69.3 | 64.4 | 63.8 | 74.7 | 59.9 |
| Administrative and support activities | 75.4 | 66.1 | 67.4 | 73.0 | 64.5 |
| Public administration and defense; compulsory social security | 123.2 | 144.2 | 123.2 | 132.6 | 124.5 |
| Education | 223.5 | 222.6 | 235.0 | 227.7 | 232.1 |
| Public health and social services | 104.5 | 105.6 | 110.5 | 111.5 | 114.6 |
| Arts, entertainment and recreation | 41.6 | 39.1 | 39.8 | 36.1 | 33.8 |
| Provision of other types of services | 62.2 | 71.2 | 89.0 | 91.0 | 88.2 |
| Activities of households employing domestic workers; activities of households for | | | | | |
| the production of goods and services for their own consumption | 0.0 | 0.0 | 0.0 | 0.0 | 0.0 |
| Activities of extraterritorial organizations | 0.0 | 0.0 | 0.0 | 0.0 | 0.0 |
| Men | | | | | |
| Employed population | 1 122.5 | 1 066.1 | 1 080.9 | 1 090.4 | 1 122.5 |
| Including: | | | | | |
| Agriculture, forestry and fisheries | 180.2 | 158.0 | 148.6 | 151.1 | 143.6 |
| Industry | 155.1 | 151.2 | 163.7 | 148.3 | 151.2 |
| mining and quarrying | 44.6 | 40.7 | 43.7 | 39.2 | 37.9 |
| manufacturing industry | 78.3 | 79.9 | 88.9 | 79.3 | 82.6 |
| supply of electricity, gas, steam, hot water and conditioned air | 21.7 | 21.2 | 20.4 | 20.1 | 21.9 |
| water supply; collection, treatment and disposal of waste, activities for the | | | | | |
| elimination of pollution | 10.6 | 9.5 | 10.7 | 9.7 | 8.9 |
| Construction | 117.5 | 112.3 | 111.3 | 109.4 | 111.0 |
| Wholesale and retail trade; repair of cars and motorcycles | 154.7 | 150.3 | 166.2 | 167.5 | 169.0 |
| Transport and storage | 98.0 | 98.6 | 98.5 | 86.3 | 93.3 |
| Providing accommodation and catering services | 23.8 | 18.5 | 23.0 | 25.9 | 24.6 |
| Information and communication | 25.7 | 27.7 | 25.5 | 27.0 | 29.0 |

Continuation

| | 2017 | 2018 | 2019 | 2020 | 2021 |
|--|-------|-------|-------|-------|-------|
| Financial and insurance activities | 27.1 | 22.0 | 23.6 | 25.6 | 23.7 |
| Real estate activities | 25.4 | 21.8 | 15.8 | 20.7 | 17.7 |
| Professional, scientific and technical activities | 37.4 | 32.0 | 31.7 | 40.1 | 31.2 |
| Administrative and support activities | 49.1 | 40.9 | 40.1 | 42.7 | 38.8 |
| Public administration and defense; compulsory social security | 82.2 | 91.4 | 80.6 | 90.0 | 86.0 |
| Education | 67.8 | 62.3 | 65.5 | 69.2 | 70.5 |
| Public health and social services | 30.9 | 31.4 | 34.0 | 36.3 | 32.7 |
| Arts, entertainment and recreation | 19.3 | 17.6 | 19.9 | 17.7 | 16.1 |
| Provision of other types of services | 28.4 | 30.1 | 33.1 | 32.7 | 32.5 |
| Activities of households employing domestic workers; activities of households for the production of goods and services for their own consumption | 0.0 | 0.0 | 0.0 | 0.0 | 0.0 |
| Activities of extraterritorial organizations | 0.0 | 0.0 | 0.0 | 0.0 | 0.0 |
| Women | | | | | |
| Employed population | 934.8 | 941.8 | 965.0 | 929.0 | 934.8 |
| Including: | | | | | |
| Agriculture, forestry and fisheries | 135.6 | 112.5 | 101.6 | 95.1 | 95.1 |
| Industry | 64.3 | 65.0 | 68.8 | 65.0 | 61.9 |
| mining and quarrying | 9.5 | 9.2 | 7.3 | 9.1 | 7.4 |
| manufacturing industry | 40.1 | 41.8 | 46.4 | 42.6 | 42.2 |
| supply of electricity, gas, steam, hot water and conditioned air | 9.6 | 7.9 | 8.4 | 7.4 | 7.1 |
| water supply; collection, treatment and disposal of waste, activities for the elimination of pollution | 5.1 | 6.1 | 6.6 | 5.9 | 5.2 |
| Construction | 29.7 | 38.5 | 33.5 | 39.1 | 32.8 |
| Wholesale and retail trade; repair of cars and motorcycles | 179.5 | 186.0 | 201.9 | 189.4 | 184.5 |
| Transport and storage | 27.7 | 28.7 | 26.8 | 27.1 | 27.5 |
| Providing accommodation and catering services | 33.8 | 26.4 | 34.3 | 28.2 | 29.6 |
| Information and communication | 18.4 | 22.3 | 18.1 | 14.8 | 18.2 |
| Financial and insurance activities | 37.8 | 34.1 | 38.6 | 33.8 | 34.9 |
| Real estate activities | 23.4 | 20.8 | 17.3 | 18.5 | 20.5 |
| Professional, scientific and technical activities | 31.9 | 32.3 | 32.1 | 34.6 | 28.6 |
| Administrative and support activities | 26.3 | 25.2 | 27.3 | 30.3 | 25.7 |
| Public administration and defense; compulsory social security | 41.0 | 52.8 | 42.6 | 42.6 | 38.5 |
| Education | 155.7 | 160.4 | 169.5 | 158.5 | 161.6 |
| Public health and social services | 73.7 | 74.2 | 76.5 | 75.2 | 81.9 |
| Arts, entertainment and recreation | 22.3 | 21.4 | 19.9 | 18.4 | 17.7 |
| Provision of other types of services | 33.8 | 41.1 | 55.9 | 58.3 | 55.7 |
| Activities of households employing domestic workers; activities of households for the production of goods and services for their own consumption | 0.0 | 0.0 | 0.0 | 0.0 | 0.0 |
| Activities of extraterritorial organizations | 0.0 | 0.0 | 0.0 | 0.0 | 0.0 |

7.4 Unemployed population aged 15-28 years old by duration of job search

thousand people

| | 2017 | 2018 | 2019 | 2020 | 2021 |
|--------------------------------------|------|------|------|------|------|
| All population | | | | | |
| Unemployed population | | | | | |
| Including looking for a job, months: | | | | | |
| less than 1 month | 83.7 | 79.8 | 79.0 | 80.4 | 77.6 |
| over 1 to 3 months | 12.9 | 12.4 | 18.3 | 19.3 | 15.3 |
| over 3 to 6 months | 26.5 | 24.4 | 22.7 | 23.4 | 23.4 |
| over 6 to 12 months | 21.2 | 23.0 | 18.2 | 19.9 | 19.7 |
| from a year or more | 15.5 | 12.9 | 12.6 | 11.6 | 11.4 |
| | 7.5 | 7.1 | 7.2 | 6.2 | 7.9 |
| Men | | | | | |
| Unemployed population | | | | | |
| Including looking for a job, months: | | | | | |
| less than 1 month | 40.2 | 37.1 | 37.3 | 37.0 | 35.3 |
| over 1 to 3 months | 5.5 | 5.1 | 7.7 | 7.8 | 6.5 |
| over 3 to 6 months | 13.7 | 12.3 | 11.6 | 10.4 | 12.1 |
| over 6 to 12 months | 9.9 | 9.6 | 9.8 | 9.6 | 7.9 |
| from a year or more | 7.6 | 6.5 | 5.3 | 5.6 | 5.1 |
| | 3.5 | 3.5 | 2.9 | 3.6 | 3.8 |
| Women | | | | | |
| Unemployed population | | | | | |
| Including looking for a job, months: | | | | | |
| less than 1 month | 43.5 | 42.7 | 41.7 | 43.4 | 42.3 |
| over 1 to 3 months | 7.4 | 7.3 | 10.6 | 11.5 | 8.8 |
| over 3 to 6 months | 12.8 | 12.1 | 11.1 | 13.0 | 11.4 |
| over 6 to 12 months | 11.4 | 13.4 | 8.4 | 10.3 | 11.8 |
| from a year or more | 7.9 | 6.4 | 7.3 | 6.0 | 6.3 |
| | 4.0 | 3.5 | 4.3 | 2.6 | 4.1 |

7.5 Persons not included in the labor force aged 15-28 years old for reasons of inactivity

thousand people

| | 2017 | 2018 | 2019 | 2020 | 2021 |
|---|---------|---------|---------|---------|---------|
| Persons not included in the labor force, thousand people Includingfor reasons: | 1 429.1 | 1 342.6 | 1 355.2 | 1 354.9 | 1 343.0 |
| study (daytime) | 1 203.1 | 1 151.4 | 1 177.4 | 1 188.7 | 1 186.1 |
| housekeeping | 71.8 | 57.1 | 61.4 | 50.2 | 47.7 |
| for health reasons (incapacity for work due to disability) | 50.5 | 43.6 | 40.5 | 31.7 | 36.7 |
| other reasons | 103.7 | 90.5 | 75.9 | 84.3 | 72.5 |
| Men | | | | | |
| Persons not included in the labor force, thousand people Including for reasons: | 631.7 | 604.2 | 605.1 | 614.9 | 605.4 |
| study (daytime) | 566.9 | 539.9 | 560.1 | 568.9 | 563.8 |
| housekeeping | 6.1 | 8.5 | 5.3 | 7.9 | 7.0 |
| for health reasons (incapacity for work due to disability) | 22.1 | 24.9 | 18.8 | 14.2 | 14.8 |
| other reasons | 36.6 | 30.9 | 20.9 | 23.9 | 19.8 |
| Women | | | | | |
| Persons not included in the labor force, thousand people Including for reasons: | 797.3 | 738.4 | 750.1 | 740.0 | 737.6 |
| study (daytime) | 636.2 | 611.5 | 617.3 | 619.8 | 622.3 |
| housekeeping | 65.6 | 48.6 | 56.1 | 42.3 | 40.8 |
| for health reasons (incapacity for work due to disability) | 28.4 | 18.7 | 21.7 | 17.4 | 21.9 |
| other reasons | 67.1 | 59.6 | 55.0 | 60.5 | 52.6 |

7.6 Labor force of the population aged 15-28

| | Labor force, thousandpeople | Including | | Unemployment rate, in percentage | Persons not included in the labor force, thousand people |
|------------------------|--------------------------------|-----------|------------|-------------------------------------|--|
| | | employed | unemployed | | |
| 2017 | | | | | |
| Republic of Kazakhstan | 2 141.0 | 2 057.3 | 83.7 | 3.9 | 1 429.1 |
| Akmola | 86.6 | 84.0 | 2.6 | 3.0 | 41.6 |
| Aktobe | 103.3 | 100.3 | 3.0 | 2.9 | 68.6 |
| Almaty | 247.8 | 240.5 | 7.4 | 3.0 | 121.4 |
| Atyrau | 86.3 | 84.3 | 1.9 | 2.2 | 44.0 |
| Batys Kazakhstan | 83.7 | 80.4 | 3.3 | 3.9 | 57.2 |
| Zhambyl | 185.2 | 180.6 | 4.7 | 2.5 | 65.3 |
| Karagandy | 141.5 | 134.5 | 7.0 | 4.9 | 118.1 |
| Kostanai | 103.6 | 100.4 | 3.1 | 3.0 | 50.3 |
| Kyzylorda | 96.2 | 92.0 | 4.2 | 4.3 | 65.4 |
| Mangystau | 66.4 | 63.9 | 2.5 | 3.7 | 60.1 |
| Pavlodar | 75.9 | 73.4 | 2.5 | 3.3 | 50.3 |
| Soltustik Kazakhstan | 52.5 | 51.1 | 1.4 | 2.7 | 36.5 |
| Ontustik Kazakhstan | 294.7 | 282.3 | 12.3 | 4.2 | 295.0 |
| Shygys Kazakhstan | 139.5 | 134.2 | 5.4 | 3.9 | 84.3 |
| Astana city | 126.1 | 120.4 | 5.6 | 4.5 | 92.9 |
| Almaty city | 251.9 | 234.9 | 16.9 | 6.7 | 178.1 |
| 2018 | | | | | |
| Republic of Kazakhstan | 2 087.6 | 2 007.9 | 79.8 | 3.8 | 1 342.6 |
| Akmola | 81.7 | 79.3 | 2.4 | 2.9 | 42.0 |
| Aktobe | 83.5 | 81.1 | 2.4 | 2.9 | 47.3 |
| Almaty | 232.1 | 225.3 | 6.8 | 2.9 | 127.4 |
| Atyrau | 76.5 | 74.7 | 1.8 | 2.4 | 39.4 |
| Batys Kazakhstan | 82.9 | 79.7 | 3.2 | 3.8 | 57.1 |
| Zhambyl | 147.8 | 143.5 | 4.2 | 2.9 | 69.9 |
| Karagandy | 145.4 | 138.4 | 7.1 | 4.9 | 105.5 |
| Kostanai | 105.4 | 102.2 | 3.2 | 3.1 | 53.4 |
| Kyzylorda | 102.2 | 97.9 | 4.3 | 4.2 | 56.0 |
| Mangystau | 73.8 | 71.7 | 2.2 | 2.9 | 47.7 |
| Pavlodar | 70.9 | 68.4 | 2.5 | 3.6 | 48.7 |
| Soltustik Kazakhstan | 49.0 | 47.6 | 1.5 | 3.0 | 31.1 |
| Ontustik Kazakhstan | 205.9 | 199.4 | 6.5 | 3.2 | 159.4 |
| Shygys Kazakhstan | 169.5 | 163.1 | 6.4 | 3.8 | 77.7 |
| Astana city | 122.3 | 116.7 | 5.6 | 4.5 | 85.1 |
| Almaty city | 252.0 | 235.9 | 16.1 | 6.4 | 179.7 |
| Shymkent city | 86.7 | 83.1 | 3.6 | 4.2 | 115.2 |
| 2019 | | | | | |
| Republic of Kazakhstan | 2 124.9 | 2 045.9 | 79.0 | 3.7 | 1 355.2 |
| Akmola | 80.6 | 78.2 | 2.4 | 3.0 | 41.2 |
| Aktobe | 90.7 | 87.8 | 2.9 | 3.2 | 63.8 |
| Almaty | 275.3 | 267.0 | 8.3 | 3.0 | 132.1 |

Continuation

| | Labor force, thousand people | Including | | Unemployment rate, in percentage | Persons not included in the labor force, thousand people |
|-------------------------------|---------------------------------|-----------|------------|-------------------------------------|--|
| | | employed | unemployed | | |
| Atyrau | 85.1 | 83.0 | 2.0 | 2.4 | 36.0 |
| Batys Kazakhstan | 82.2 | 79.1 | 3.1 | 3.8 | 56.3 |
| Zhambyl | 151.2 | 146.9 | 4.2 | 2.8 | 67.9 |
| Karagandy | 126.4 | 120.4 | 6.0 | 4.8 | 106.1 |
| Kostanai | 94.6 | 91.5 | 3.1 | 3.3 | 53.9 |
| Kyzylorda | 97.8 | 93.8 | 4.1 | 4.2 | 57.3 |
| Mangystau | 73.2 | 70.9 | 2.3 | 3.1 | 44.8 |
| Pavlodar | 75.5 | 73.3 | 2.2 | 3.0 | 49.8 |
| Soltustik Kazakhstan | 48.0 | 46.6 | 1.4 | 3.0 | 27.7 |
| Turkistan | 181.9 | 176.1 | 5.8 | 3.2 | 186.5 |
| Shygys Kazakhstan | 190.3 | 183.8 | 6.4 | 3.4 | 59.3 |
| Astana city | 131.9 | 126.0 | 5.9 | 4.5 | 79.7 |
| Almaty city | 251.8 | 236.6 | 15.3 | 6.1 | 181.1 |
| Shymkent city | 88.4 | 84.9 | 3.4 | 3.9 | 111.7 |
| 2020 | | | | | |
| Republic of Kazakhstan | 2 099.8 | 2 019.4 | 80.4 | 3.8 | 1 354.9 |
| Akmola | 74.2 | 71.8 | 2.4 | 3.2 | 43.9 |
| Aktobe | 80.6 | 78.3 | 2.4 | 2.9 | 64.4 |
| Almaty | 287.2 | 277.5 | 9.7 | 3.4 | 108.5 |
| Atyrau | 76.5 | 74.6 | 1.8 | 2.4 | 42.0 |
| Batys Kazakhstan | 87.9 | 84.4 | 3.5 | 3.9 | 56.0 |
| Zhambyl | 169.8 | 164.8 | 5.0 | 2.9 | 57.9 |
| Karagandy | 124.3 | 118.0 | 6.3 | 5.0 | 109.1 |
| Kostanai | 81.7 | 79.1 | 2.6 | 3.2 | 67.4 |
| Kyzylorda | 82.9 | 79.4 | 3.6 | 4.3 | 70.2 |
| Mangystau | 76.8 | 74.1 | 2.8 | 3.6 | 42.5 |
| Pavlodar | 74.8 | 72.5 | 2.2 | 3.0 | 50.4 |
| Soltustik Kazakhstan | 49.4 | 47.5 | 1.9 | 3.9 | 29.2 |
| Turkistan | 179.7 | 173.5 | 6.2 | 3.4 | 183.9 |
| Shygys Kazakhstan | 175.2 | 169.5 | 5.6 | 3.2 | 53.7 |
| Astana city | 122.1 | 116.5 | 5.6 | 4.6 | 80.4 |
| Almaty city | 264.3 | 248.7 | 15.5 | 5.9 | 181.4 |
| Shymkent city | 92.6 | 89.2 | 3.5 | 3.7 | 113.9 |
| 2021 | | | | | |
| Republic of Kazakhstan | 2 063.4 | 1 985.8 | 77.6 | 3.8 | 1 343.0 |
| Akmola | 69.3 | 67.2 | 2.1 | 3.1 | 44.1 |
| Aktobe | 76.4 | 74.2 | 2.1 | 2.8 | 62.3 |
| Almaty | 272.5 | 263.4 | 9.1 | 3.4 | 98.0 |
| Atyrau | 73.2 | 71.5 | 1.7 | 2.4 | 42.4 |
| Batys Kazakhstan | 78.9 | 75.8 | 3.1 | 3.9 | 55.5 |
| Zhambyl | 161.7 | 157.2 | 4.5 | 2.8 | 59.8 |
| Karagandy | 127.6 | 121.6 | 6.0 | 4.7 | 101.9 |
| Kostanai | 82.9 | 80.5 | 2.5 | 3.0 | 66.4 |
| Kyzylorda | 82.6 | 79.2 | 3.4 | 4.1 | 70.6 |
| Mangystau | 74.0 | 71.3 | 2.7 | 3.7 | 28.1 |
| Pavlodar | 69.0 | 67.0 | 2.0 | 2.8 | 50.1 |
| Soltustik Kazakhstan | 47.2 | 45.8 | 1.4 | 2.9 | 30.9 |
| Turkistan | 160.7 | 154.9 | 5.8 | 3.6 | 192.3 |
| Shygys Kazakhstan | 185.8 | 180.2 | 5.6 | 3.0 | 56.1 |
| Astana city | 151.0 | 144.1 | 6.9 | 4.6 | 82.5 |
| Almaty city | 263.9 | 248.5 | 15.4 | 5.8 | 182.1 |
| Shymkent city | 86.9 | 83.6 | 3.2 | 3.7 | 119.9 |

7.7 Share of youth «NEET» (15-28 years old)

in percent

| | 2017 | 2018 | 2019 | 2020 | 2021 |
|-------------------------------|------|------|------|------|------|
| Republic of Kazakhstan | 8.7 | 7.9 | 7.4 | 7.1 | 6.9 |
| Akmola | 7.1 | 5.9 | 6.2 | 7.5 | 8.0 |
| Aktobe | 7.8 | 8.5 | 8.1 | 8.4 | 7.3 |
| Almaty | 7.5 | 7.0 | 7.2 | 7.2 | 6.9 |
| Atyrau | 8.9 | 6.8 | 5.2 | 5.5 | 5.5 |
| Batys Kazakhstan | 2.8 | 2.9 | 2.8 | 3.1 | 3.1 |
| Zhambyl | 10.7 | 8.0 | 7.6 | 7.1 | 7.3 |
| Karagandy | 12.4 | 12.5 | 12.3 | 11.5 | 9.9 |

Continuation

| | 2017 | 2018 | 2019 | 2020 | 2021 |
|----------------------|------|------|------|------|------|
| Kostanai | 4.9 | 4.9 | 4.7 | 5.3 | 4.9 |
| Kyzylorda | 10.6 | 8.2 | 8.2 | 8.3 | 7.9 |
| Mangystau | 11.5 | 7.1 | 8.0 | 7.8 | 7.3 |
| Pavlodar | 5.9 | 5.3 | 4.9 | 4.9 | 4.9 |
| Soltustik Kazakhstan | 8.3 | 9.5 | 7.1 | 6.8 | 6.5 |
| Turkistan | 10.8 | 13.3 | 10.7 | 8.0 | 8.5 |
| Shygys Kazakhstan | 8.6 | 5.7 | 5.6 | 6.6 | 6.3 |
| Astana city | 9.2 | 7.1 | 6.8 | 7.0 | 7.0 |
| Almaty city | 6.6 | 6.3 | 6.1 | 6.1 | 6.1 |
| Shymkent city | 0.0 | 9.1 | 8.7 | 7.7 | 6.6 |

8. Criminality*

8.1 Underage delinquency at the age of 14-17 years old for certain types of crimes

units

| | 2017 | 2018 | 2019 | 2020 | 2021 |
|---|-------|-------|-------|-------|-------|
| Registered crimes committed by underages or with their complicity of them: | 3 148 | 2 949 | 2 650 | 1 873 | 1 529 |
| revious | 49 | 43 | 25 | 46 | 62 |
| grave | 574 | 487 | 601 | 704 | 561 |
| their share in the total number (percentage) | 2.4 | 2.5 | 2.3 | 2.4 | 2.3 |
| certain types of crimes committed by underages and (or) with their complicity: | | | | | |
| murder | 27 | 19 | 13 | 22 | 11 |
| deliberate infliction of grievous bodily harm | 57 | 74 | 64 | 80 | 60 |
| rape | 16 | 3 | 9 | 7 | 24 |
| robbery with violence | 36 | 37 | 30 | 6 | 8 |
| robbery | 492 | 419 | 336 | 154 | 118 |
| theft | 1 741 | 1 568 | 1 385 | 849 | 654 |
| extortion | 56 | 51 | 26 | 16 | 12 |
| intentional destruction or damage to property | 5 | 1 | 4 | 4 | 0 |
| frauding | 119 | 121 | 131 | 154 | 86 |
| unlawful seizure of a car or other vehicle without the purpose of theft (hijacking) | 101 | 145 | 162 | 80 | 71 |
| illegal acquisition, transfer, sale, storage, transportation or carrying of weapons, ammunition, explosives and explosive devices | 28 | 17 | 22 | 9 | 11 |
| theft or extortion of weapons, ammunition, explosives and explosive devices | 6 | 5 | 4 | 1 | 0 |
| illegal circulation of narcotic drugs, psychotropic substances or their analogues, as well as violation of the rules for the circulation of narcotic drugs or psychotropic substances | 31 | 24 | 11 | 13 | 30 |

8.2 Characteristics of underages aged 14-17 years old who have committed crimes

people

| | 2017 | 2018 | 2019 | 2020 | 2021 |
|--|-------|-------|-------|-------|-------|
| Underages who committed crimes identified, Total | 3 156 | 3 156 | 2 824 | 1 847 | 1 515 |
| share in the total number of persons who committed crimes, in percentage | 2.7 | 2.9 | 2.8 | 2.4 | 2.3 |
| of the total number of underages who have committed crimes: | | | | | |
| by genders: | | | | | |
| Women | 220 | 242 | 193 | 149 | 119 |
| proportion, in percentage | 7 | 7.7 | 6.8 | 8.1 | 7.9 |
| Men | 2 936 | 2 914 | 2 631 | 1 698 | 1 396 |
| proportion, in percentage | 93 | 92.3 | 93.2 | 91.9 | 92.1 |
| by age: | | | | | |
| 14-15 years old | 654 | 724 | 566 | 348 | 280 |
| proportion, in percentage | 20.7 | 22.9 | 20.0 | 18.8 | 18.5 |
| 16-17 years old | 2 502 | 2 432 | 2 258 | 1 499 | 1 235 |
| proportion, in percentage | 79.3 | 77.1 | 80 | 81.2 | 81.5 |
| persons previously committed crimes | 400 | 378 | 414 | 243 | 156 |
| proportion, in percentage | 12.6 | 12.0 | 14.7 | 13.2 | 10.3 |
| committed a crimes: | | | | | |
| In group - Total | 1 455 | 931 | 684 | 619 | 454 |
| proportion, in percentage | 31.4 | 29.5 | 24.2 | 33.5 | 30.0 |
| intoxicated: | | | | | |
| alcoholic | 84 | 71 | 60 | 50 | 43 |
| proportion, in percentage | 2.7 | 2.2 | 2.1 | 2.7 | 2.8 |
| narcotic and toxic | 7 | 11 | 5 | 4 | 4 |
| proportion, in percentage | 0.2 | 0.3 | 0.2 | 0.2 | 0.3 |

8.3 Number of underages aged 14-17 years old who have committed crimes in a state of alcoholic, drug and toxic intoxication

| | 2017 | | 2018 | | 2019 | | 2020 | | 2021 | |
|------------------|-------|------|-------|------|-------|------|-------|------|-------|------|
| | girls | boys | girls | boys | girls | boys | girls | boys | girls | boys |
| Total Including: | 4 | 87 | 5 | 77 | 1 | 64 | 3 | 47 | 2 | 45 |
| up to 14 | 0 | 0 | 0 | 0 | 0 | 0 | 0 | 0 | 0 | 0 |
| 14-15 | 0 | 5 | 1 | 11 | 0 | 5 | 1 | 9 | 0 | 5 |
| 16-17 | 4 | 82 | 4 | 66 | 1 | 59 | 2 | 38 | 2 | 40 |

8.4 Number of crimes committed by underages aged 14-17 years old and (or) with their complicity

| | people | | | | |
|---------------------------------|--------|-------|-------|-------|-------|
| | 2017 | 2018 | 2019 | 2020 | 2021 |
| Republic of Kazakhstan | 3 148 | 2 949 | 2 650 | 1 873 | 1 529 |
| Akmola | 143 | 131 | 126 | 109 | 72 |
| Aktobe | 160 | 146 | 131 | 96 | 77 |
| Almaty | 334 | 288 | 303 | 166 | 123 |
| Atyrau | 137 | 153 | 94 | 68 | 41 |
| Batys Kazakhstan | 150 | 120 | 110 | 88 | 89 |
| Zhambyl | 183 | 150 | 153 | 111 | 86 |
| Karagandy | 231 | 216 | 202 | 98 | 107 |
| Kostanai | 243 | 211 | 151 | 110 | 86 |
| Kyzylorda | 86 | 135 | 97 | 65 | 68 |
| Mangystau | 69 | 74 | 71 | 43 | 40 |
| Pavlodar | 73 | 63 | 46 | 45 | 30 |
| Soltustik Kazakhstan | 73 | 51 | 37 | 44 | 38 |
| Turkistan | 483 | 225 | 215 | 159 | 142 |
| Shygyz Kazakhstan | 367 | 265 | 206 | 167 | 139 |
| Astana city | 156 | 214 | 191 | 142 | 115 |
| Almaty city | 219 | 239 | 291 | 190 | 141 |
| Shymkent city | - | 235 | 180 | 151 | 119 |
| Transport region | 29 | 22 | 30 | 16 | 13 |
| Committed by military personnel | 1 | 2 | 1 | 0 | 0 |
| Special facility (Baikonur) | 11 | 9 | 15 | 5 | 3 |

8.5 Number of convicted persons aged 14-17 years old for certain types of crimes (according to sentences that have entered into legal force)

| | people | | | | |
|--|--------|------|------|------|------|
| | 2017 | 2018 | 2019 | 2020 | 2021 |
| Convicted persons aged 14-17 years old - Total | 443 | 413 | 422 | 396 | 384 |
| Including convicted of: | | | | | |
| murder | 15 | 15 | 11 | 9 | 19 |
| deliberate infliction of grievous bodily harm | 53 | 68 | 72 | 73 | 70 |
| rape | 11 | 3 | 7 | 3 | 6 |
| theft | 89 | 64 | 76 | 131 | 136 |
| robbery | 134 | 118 | 103 | 63 | 49 |
| robbery with violence | 27 | 19 | 13 | 9 | 2 |
| extortion | 13 | 6 | 19 | 0 | 5 |
| illegal actions and violation of the rules for handling narcotic drugs and psychotropic substances | 18 | 16 | 11 | 14 | 11 |

8.6 Number of underages aged 14-17 years old, victims of crimes committed

| | people | | | | |
|---|--------|-------|-------|-------|-------|
| | 2017 | 2018 | 2019 | 2020 | 2021 |
| Victims aged 14-17 years old - Total | 1 311 | 1 504 | 1 439 | 1 193 | 1 366 |
| of them: | | | | | |
| especially grave | 128 | 105 | 133 | 170 | 182 |
| grievous | 287 | 279 | 226 | 230 | 233 |
| their proportion in the total number (percentage) | 0.2 | 0.2 | 0.2 | 0.2 | 0.3 |
| Including by type of crime: | | | | | |
| murder | 19 | 15 | 9 | 10 | 4 |
| deliberate infliction of grievous bodily harm | 45 | 48 | 50 | 37 | 43 |
| rape | 73 | 53 | 89 | 95 | 106 |
| robbery | 12 | 13 | 4 | 1 | 4 |
| robbery with violence | 169 | 134 | 123 | 62 | 86 |
| theft | 209 | 244 | 246 | 140 | 134 |
| extortion | 58 | 65 | 14 | 23 | 24 |
| frauding | 52 | 70 | 93 | 73 | 91 |
| hooliganism | 142 | 175 | 137 | 119 | 128 |
| violation of traffic rules or the operation of vehicles by persons driving vehicles | 81 | 101 | 113 | 86 | 135 |
| sexual intercourse or other acts of a sexual nature with a person under sixteen years old | 252 | 348 | 349 | 295 | 324 |

8.7 Number of persons aged 18-28 years old who have committed crimes, by type of crime

people

| | 2017 | 2018 | 2019 | 2020 | 2021 |
|---|--------|--------|--------|--------|--------|
| Total of them committed crimes: | 42 326 | 40 387 | 35 156 | 25 034 | 20 228 |
| especially grave | 579 | 379 | 337 | 415 | 564 |
| grievous | 5 579 | 3 653 | 3 527 | 5 786 | 5 097 |
| their share in the total number (percentage) | | | | | |
| certain types of crimes committed by underages and (or) with their complicity: | 331 | 258 | 205 | 163 | 191 |
| murder | 717 | 624 | 628 | 582 | 437 |
| deliberate infliction of grievous bodily harm | 472 | 335 | 335 | 143 | 104 |
| rape | 425 | 228 | 311 | 171 | 119 |
| robbery with violence | 2 888 | 2 176 | 2 164 | 1 202 | 928 |
| robbery | 18 493 | 15 806 | 15 857 | 9 436 | 6 934 |
| theft | 252 | 157 | 139 | 142 | 116 |
| extortion | 48 | 28 | 19 | 0 | 24 |
| intentional destruction or damage to property | 2 762 | 2 904 | 3 176 | 2 791 | 2 389 |
| frauding | 1 016 | 874 | 969 | 653 | 528 |
| unlawful seizure of a car or other vehicle without the purpose of theft (hijacking) | 231 | 213 | 193 | 150 | 180 |
| illegal acquisition, transfer, sale, storage, transportation or carrying of weapons, ammunition, explosives and explosive devices | 20 | 14 | 19 | 10 | 5 |
| illegal circulation of narcotic drugs, psychotropic substances or their analogues, as well as violation of the rules for the circulation of narcotic drugs or psychotropic substances | 1 726 | 1 729 | 1 161 | 1 182 | 1 207 |

8.8 Characteristics of persons who committed crimes at the age of 18-28 years old

people

| | 2017 | 2018 | 2019 | 2020 | 2021 |
|--|--------|--------|--------|--------|--------|
| Identified persons who committed crimes, Total | 42 326 | 40 387 | 35 156 | 25 034 | 20 228 |
| Proportion in the total number of persons who committed crimes, in percentage | 36.5 | 37.2 | 35.3 | 32.7 | 31.5 |
| of the total number of those who committed crimes at the age of 18-28 years old: | | | | | |
| by gender: | | | | | |
| Women | 4 478 | 3 978 | 3 678 | 2 711 | 2 260 |
| proportion, in percentage | 10.5 | 9.8 | 10.4 | 10.8 | 11.2 |
| Men | 37 848 | 36 409 | 31 478 | 22 323 | 17 968 |
| proportion, in percentage | 89.4 | 90.2 | 64.7 | 89.2 | 88.8 |
| by age: | | | | | |
| 18-20 years old | 8 268 | 7 893 | 6 829 | 4 463 | 3 777 |
| proportion, in percentage | 19.5 | 19.5 | 17.5 | 17.8 | 18.7 |
| 21-28 years old | 34 058 | 32 494 | 28 327 | 20 571 | 16 451 |
| proportion, in percentage | 80.5 | 80.5 | 82.5 | 82.2 | 81.3 |

8.9 Number of persons aged 18-28 years old who have committed crimes

people

| | 2017 | 2018 | 2019 | 2020 | 2021 |
|---------------------------------|--------|--------|--------|--------|--------|
| Republic of Kazakhstan | 42 326 | 40 387 | 35 156 | 25 034 | 20 228 |
| Akmola | 2 436 | 2 218 | 1 911 | 1 367 | 996 |
| Aktobe | 2 287 | 2 023 | 1 667 | 1 137 | 915 |
| Almaty | 3 396 | 3 134 | 3 232 | 2 202 | 1 749 |
| Atyrau | 1 344 | 1 044 | 935 | 801 | 600 |
| Batys Kazakhstan | 2 136 | 1 957 | 1 646 | 1 241 | 1 006 |
| Zhambyl | 2 021 | 1 982 | 1 803 | 1 270 | 936 |
| Karagandy | 3 318 | 3 112 | 2 252 | 1 553 | 1 231 |
| Kostanai | 2 675 | 2 400 | 1 985 | 1 275 | 963 |
| Kyzylorda | 1 284 | 1 070 | 906 | 615 | 482 |
| Mangystau | 1 333 | 1 246 | 1 271 | 1 046 | 850 |
| Pavlodar | 1 876 | 1 762 | 1 125 | 889 | 783 |
| Soltustik Kazakhstan | 1 666 | 1 405 | 1 325 | 913 | 658 |
| Turkistan | 3 813 | 2 375 | 1 900 | 1 442 | 1 186 |
| Shygyz Kazakhstan | 4 163 | 3 927 | 2 867 | 1 931 | 1 390 |
| Astana city | 3 186 | 3 830 | 3 355 | 2 408 | 2 054 |
| Almaty city | 4 512 | 4 142 | 4 647 | 3 200 | 2 802 |
| Shymkent city | 0 | 1 776 | 1 561 | 1 222 | 987 |
| Transport region | 683 | 664 | 454 | 308 | 344 |
| Committed by military personnel | 197 | 193 | 186 | 140 | 166 |
| Special facility (Baikonur) | 0 | 127 | 128 | 74 | 50 |

8.10 Number of convicted persons aged 18-28 years old for certain types of crimes (according to sentences that have entered into legal force)

| | people | | | | |
|--|--------|--------|--------|--------|-------|
| | 2017 | 2018 | 2019 | 2020 | 2021 |
| Convicted persons aged 18-28 years old – Total | | | | | |
| Including: | 13 761 | 13 043 | 11 059 | 10 932 | 9 384 |
| murder | 283 | 277 | 249 | 175 | 154 |
| deliberate infliction of grievous bodily harm | 753 | 740 | 744 | 596 | 471 |
| rape | 129 | 88 | 72 | 89 | 70 |
| frauding | 613 | 522 | 595 | 701 | 841 |
| theft | 2 731 | 2 337 | 2 204 | 3 276 | 2 977 |
| robbery with violence | 1 966 | 1 705 | 1 335 | 778 | 562 |
| robbery | 397 | 361 | 330 | 196 | 105 |
| extortion | 173 | 110 | 112 | 74 | 99 |
| unlawful seizure of a vehicle without the purpose of theft (hijacking) | 130 | 96 | 98 | 89 | 97 |
| illegal actions and violation of the rules for handling narcotic drugs and psychotropic substances | 1 634 | 1 793 | 1 220 | 1 434 | 1 147 |

8.11 Number of victims aged 18-28 years from committed crimes

| | people | | | | |
|---|--------|--------|--------|--------|--------|
| | 2017 | 2018 | 2019 | 2020 | 2021 |
| Victims 18-28 years old - Total | | | | | |
| of them: | 70 410 | 66 517 | 55 336 | 34 549 | 29 125 |
| especially grave | 228 | 196 | 208 | 186 | 121 |
| grievous | 4 117 | 3 625 | 5 263 | 8 248 | 6 620 |
| their proportion in the total number (percentage) | 28.8 | 12.8 | 9.9 | 24.4 | 23.1 |
| Including by types of crime: | | | | | |
| murder | 200 | 169 | 190 | 171 | 103 |
| deliberate infliction of grievous bodily harm | 581 | 581 | 529 | 469 | 325 |
| rape | 564 | 451 | 381 | 158 | 129 |
| robbery | 169 | 171 | 129 | 54 | 68 |
| robbery with violence | 2 927 | 2 436 | 1 884 | 816 | 650 |
| theft | 46 895 | 42 348 | 31 628 | 14 114 | 10 854 |
| extortion | 151 | 172 | 117 | 115 | 105 |
| frauding | 6 885 | 8 898 | 10 252 | 10 132 | 10 652 |
| hooliganism | 3 382 | 3 060 | 2 367 | 1 355 | 823 |
| violation of traffic rules or the operation of vehicles by persons driving vehicles | 803 | 906 | 924 | 711 | 629 |
| unlawful seizure of a car or other vehicle without the purpose of theft | 673 | 721 | 727 | 429 | 339 |

9. Education

9.1 The age composition of students in organizations of technical and vocational, post-secondary education at the beginning of the 2021-2022 academic year

| | Total students | Of them by age | | | | | | | | | | | | | | | people |
|-------------------------------|----------------|----------------|--------------|--------------|--------------|--------------|--------------|--------------|--------------|--------------|--------------|--------------|--------------|--------------|--------------|--------------|--------|
| | | Both genders | | | | | | | | | | | | | | | |
| | | 14 years old | 15 years old | 16 years old | 17 years old | 18 years old | 19 years old | 20 years old | 21 years old | 22 years old | 23 years old | 24 years old | 25 years old | 26 years old | 27 years old | 28 years old | |
| Republic of Kazakhstan | 450 659 | 2 752 | 59 636 | 96 566 | 111 609 | 89 367 | 43 276 | 15 776 | 7 098 | 4 433 | 3 664 | 3 387 | 3 416 | 3 187 | 3 266 | 3 226 | |
| Akmola | 20 565 | 30 | 2 129 | 4 382 | 4 823 | 4 297 | 2 398 | 998 | 374 | 228 | 175 | 174 | 146 | 127 | 132 | 152 | |
| Aktobe | 21 931 | 180 | 3 091 | 4 154 | 5 284 | 4 247 | 1 964 | 718 | 357 | 256 | 282 | 240 | 282 | 281 | 280 | 315 | |
| Almaty | 27 635 | 327 | 3 687 | 5 845 | 6 627 | 5 095 | 2 441 | 944 | 515 | 341 | 333 | 295 | 340 | 269 | 285 | 291 | |
| Atyrau | 17 315 | 43 | 2 853 | 3 621 | 4 357 | 3 113 | 1 799 | 713 | 214 | 119 | 94 | 83 | 75 | 79 | 71 | 81 | |
| Batys Kazakhstan | 15 445 | 16 | 1 945 | 2 884 | 3 648 | 3 082 | 1 553 | 627 | 346 | 236 | 192 | 200 | 173 | 177 | 178 | 188 | |
| Zhambyl | 22 359 | 45 | 3 213 | 4 980 | 5 416 | 4 521 | 2 039 | 795 | 401 | 231 | 155 | 104 | 130 | 112 | 112 | 105 | |
| Karagandy | 35 200 | 346 | 4 805 | 7 708 | 8 521 | 6 890 | 3 015 | 1 072 | 576 | 411 | 345 | 318 | 380 | 280 | 277 | 256 | |
| Kostanai | 20 521 | 323 | 2 454 | 4 700 | 5 313 | 4 122 | 1 805 | 587 | 239 | 148 | 142 | 142 | 124 | 113 | 154 | 155 | |
| Kyzylorda | 18 099 | 35 | 2 603 | 4 142 | 4 429 | 3 178 | 1 416 | 623 | 353 | 224 | 191 | 202 | 206 | 153 | 169 | 175 | |
| Mangystau | 18 254 | 38 | 3 058 | 3 814 | 3 982 | 3 109 | 1 697 | 617 | 330 | 271 | 242 | 231 | 219 | 200 | 220 | 226 | |
| Pavlodar | 19 221 | 139 | 1 974 | 4 351 | 4 624 | 4 063 | 2 088 | 728 | 284 | 172 | 111 | 130 | 117 | 139 | 141 | 160 | |
| Soltustik Kazakhstan | 9 800 | 124 | 1 219 | 2 104 | 2 312 | 1 869 | 994 | 407 | 188 | 114 | 100 | 82 | 83 | 63 | 73 | 68 | |
| Turkistan | 29 930 | 182 | 3 856 | 5 621 | 7 549 | 6 174 | 2 978 | 1 176 | 540 | 350 | 272 | 265 | 247 | 255 | 251 | 214 | |
| Shygyys Kazakhstan | 31 668 | 413 | 4 204 | 6 717 | 7 238 | 6 143 | 3 111 | 1 179 | 572 | 365 | 292 | 289 | 296 | 276 | 281 | 292 | |
| Astana city | 27 620 | 61 | 3 686 | 6 670 | 7 134 | 5 526 | 2 632 | 793 | 319 | 163 | 122 | 103 | 99 | 105 | 112 | 95 | |
| Almaty city | 74 883 | 351 | 10 362 | 17 468 | 20 551 | 14 976 | 6 545 | 1 923 | 709 | 387 | 288 | 264 | 243 | 316 | 269 | 231 | |
| Shymkent city | 40 213 | 99 | 4 497 | 7 405 | 9 801 | 8 962 | 4 801 | 1 876 | 781 | 417 | 328 | 265 | 256 | 242 | 261 | 222 | |
| Men | | | | | | | | | | | | | | | | | |
| Republic of Kazakhstan | 243 457 | 1 356 | 33 859 | 55 197 | 61 560 | 47 593 | 21 427 | 7 782 | 3 657 | 2 302 | 1 743 | 1 489 | 1 513 | 1 369 | 1 314 | 1 296 | |
| Akmola | 11 626 | 11 | 1 113 | 2 433 | 2 713 | 2 488 | 1 438 | 604 | 234 | 136 | 88 | 87 | 78 | 59 | 61 | 83 | |
| Aktobe | 11 912 | 63 | 1 713 | 2 397 | 2 915 | 2 336 | 1 015 | 392 | 195 | 134 | 135 | 121 | 135 | 121 | 118 | 122 | |
| Almaty | 14 442 | 190 | 2 162 | 3 439 | 3 578 | 2 508 | 985 | 422 | 255 | 164 | 154 | 128 | 141 | 101 | 98 | 117 | |
| Atyrau | 10 079 | 24 | 1 815 | 2 330 | 2 502 | 1 791 | 864 | 346 | 136 | 71 | 36 | 34 | 42 | 33 | 29 | 26 | |
| Batys Kazakhstan | 8 471 | 10 | 1 256 | 1 776 | 2 061 | 1 606 | 725 | 305 | 153 | 106 | 79 | 84 | 75 | 83 | 87 | 65 | |
| Zhambyl | 11 981 | 14 | 1 815 | 2 877 | 3 028 | 2 233 | 948 | 415 | 219 | 110 | 73 | 39 | 54 | 51 | 53 | 52 | |
| Karagandy | 19 024 | 127 | 2 675 | 4 272 | 4 617 | 3 658 | 1 541 | 546 | 340 | 245 | 191 | 159 | 204 | 166 | 144 | 139 | |
| Kostanai | 11 009 | 154 | 1 273 | 2 630 | 2 834 | 2 287 | 980 | 316 | 113 | 72 | 71 | 61 | 47 | 46 | 58 | 67 | |
| Kyzylorda | 9 872 | 17 | 1 600 | 2 361 | 2 609 | 1 726 | 617 | 213 | 157 | 125 | 89 | 78 | 89 | 67 | 54 | 70 | |
| Mangystau | 9 940 | 13 | 1 808 | 2 245 | 2 248 | 1 605 | 876 | 310 | 150 | 128 | 111 | 103 | 81 | 81 | 91 | 90 | |
| Pavlodar | 10 607 | 78 | 1 039 | 2 294 | 2 610 | 2 309 | 1 197 | 425 | 154 | 96 | 63 | 66 | 64 | 74 | 62 | 76 | |
| Soltustik Kazakhstan | 5 358 | 76 | 691 | 1 155 | 1 300 | 1 006 | 476 | 215 | 113 | 69 | 59 | 42 | 44 | 38 | 40 | 34 | |
| Turkistan | 16 620 | 89 | 2 484 | 3 587 | 4 406 | 3 305 | 1 282 | 487 | 273 | 179 | 146 | 111 | 75 | 76 | 71 | 49 | |
| Shygyys Kazakhstan | 17 186 | 262 | 2 216 | 3 770 | 4 025 | 3 337 | 1 679 | 602 | 305 | 187 | 135 | 133 | 140 | 122 | 132 | 141 | |

Continuation

| | Total students | Of them by age | | | | | | | | | | | | | | |
|------------------------|----------------|----------------|--------------|--------------|--------------|--------------|--------------|--------------|--------------|--------------|--------------|--------------|--------------|--------------|--------------|--------------|
| | | 14 years old | 15 years old | 16 years old | 17 years old | 18 years old | 19 years old | 20 years old | 21 years old | 22 years old | 23 years old | 24 years old | 25 years old | 26 years old | 27 years old | 28 years old |
| | | | | | | | | | | | | | | | | |
| Astana city | 14 231 | 25 | 1 942 | 3 523 | 3 685 | 2 859 | 1 299 | 394 | 168 | 74 | 49 | 50 | 44 | 41 | 41 | 37 |
| Almaty city | 40 246 | 142 | 5 564 | 9 590 | 11 236 | 8 162 | 3 472 | 993 | 328 | 194 | 109 | 90 | 94 | 120 | 90 | 62 |
| Shymkent city | 20 853 | 61 | 2 693 | 4 518 | 5 193 | 4 377 | 2 033 | 797 | 364 | 212 | 155 | 103 | 106 | 90 | 85 | 66 |
| Republic of Kazakhstan | 207 202 | 1 396 | 25 777 | 41 369 | 50 049 | 41 774 | 21 849 | 7 994 | 3 441 | 2 131 | 1 921 | 1 898 | 1 903 | 1 818 | 1 952 | 1 930 |
| Akmola | 8 939 | 19 | 1 016 | 1 949 | 2 110 | 1 809 | 960 | 394 | 140 | 92 | 87 | 87 | 68 | 68 | 71 | 69 |
| Aktobe | 10 019 | 117 | 1 378 | 1 757 | 2 369 | 1 911 | 949 | 326 | 162 | 122 | 147 | 119 | 147 | 160 | 162 | 193 |
| Almaty | 13 193 | 137 | 1 525 | 2 406 | 3 049 | 2 587 | 1 456 | 522 | 260 | 177 | 179 | 167 | 199 | 168 | 187 | 174 |
| Atyrau | 7 236 | 19 | 1 038 | 1 291 | 1 855 | 1 322 | 935 | 367 | 78 | 48 | 58 | 49 | 33 | 46 | 42 | 55 |
| Batys Kazakhstan | 6 974 | 6 | 689 | 1 108 | 1 587 | 1 476 | 828 | 322 | 193 | 130 | 113 | 116 | 98 | 94 | 91 | 123 |
| Zhambyl | 10 378 | 31 | 1 398 | 2 103 | 2 388 | 2 288 | 1 091 | 380 | 182 | 121 | 82 | 65 | 76 | 61 | 59 | 53 |
| Karagandy | 16 176 | 219 | 2 130 | 3 436 | 3 904 | 3 232 | 1 474 | 526 | 236 | 166 | 154 | 159 | 176 | 114 | 133 | 117 |
| Kostanai | 9 512 | 169 | 1 181 | 2 070 | 2 479 | 1 835 | 825 | 271 | 126 | 76 | 71 | 81 | 77 | 67 | 96 | 88 |
| Kyzylorda | 8 227 | 18 | 1 003 | 1 781 | 1 820 | 1 452 | 799 | 410 | 196 | 99 | 102 | 124 | 117 | 86 | 115 | 105 |
| Mangystau | 8 314 | 25 | 1 250 | 1 569 | 1 734 | 1 504 | 821 | 307 | 180 | 143 | 131 | 128 | 138 | 119 | 129 | 136 |
| Pavlodar | 8 614 | 61 | 935 | 2 057 | 2 014 | 1 754 | 891 | 303 | 130 | 76 | 48 | 64 | 53 | 65 | 79 | 84 |
| Soltustik Kazakhstan | 4 442 | 48 | 528 | 949 | 1 012 | 863 | 518 | 192 | 75 | 45 | 41 | 40 | 39 | 25 | 33 | 34 |
| Turkistan | 13 310 | 93 | 1 372 | 2 034 | 3 143 | 2 869 | 1 696 | 689 | 267 | 171 | 126 | 154 | 172 | 179 | 180 | 165 |
| Shygyys Kazakhstan | 14 482 | 151 | 1 988 | 2 947 | 3 213 | 2 806 | 1 432 | 577 | 267 | 178 | 157 | 156 | 156 | 154 | 149 | 151 |
| Astana city | 13 389 | 36 | 1 744 | 3 147 | 3 449 | 2 667 | 1 333 | 399 | 151 | 89 | 73 | 53 | 55 | 64 | 71 | 58 |
| Almaty city | 34 637 | 209 | 4 798 | 7 878 | 9 315 | 6 814 | 3 073 | 930 | 381 | 193 | 179 | 174 | 149 | 196 | 179 | 169 |
| Shymkent city | 19 360 | 38 | 1 804 | 2 887 | 4 608 | 4 585 | 2 768 | 1 079 | 417 | 205 | 173 | 162 | 150 | 152 | 176 | 156 |

9.2 The age composition of students in organizations of technical, vocational and post-secondary education at the beginning of the 2020-2021 academic year

| | Total students | Including | | | | | | | | | | | | | | | | | | people | | |
|------------------------|----------------|---------------------------|--------------|--------------|--------------|--------------|-----------------|-----------------------------|-----------------|--------------|--------------|--------------|--------------|--|-----------------|-----------------|--------------|--------------|--------------|--------|--------------|-----------------|
| | | basic secondary education | | | | | | general secondary education | | | | | | technical and vocational, post-secondary education | | | | | | | | |
| | | 14-15 years old | 16 years old | 17 years old | 18 years old | 19 years old | 20-24 years old | 25-28 years old | 14-15 years old | 16 years old | 17 years old | 18 years old | 19 years old | 20-24 years old | 25-28 years old | 14-15 years old | 16 years old | 17 years old | 18 years old | | 19 years old | 20-24 years old |
| Both genders | | | | | | | | | | | | | | | | | | | | | | |
| Republic of Kazakhstan | 450 659 | 62 027 | 94 438 | 91 926 | 63 094 | 23 074 | 10 846 | 3 409 | 361 | 2 119 | 19 433 | 24 885 | 18 770 | 20 129 | 7 250 | 0 | 9 | 250 | 1 388 | 1 432 | 3 383 | 2 436 |
| Akmola | 20 565 | 2 159 | 4 327 | 4 339 | 3 381 | 1 473 | 748 | 169 | 0 | 55 | 481 | 871 | 799 | 860 | 262 | 0 | 0 | 3 | 45 | 126 | 341 | 126 |
| Aktobe | 21 931 | 3 271 | 4 049 | 3 662 | 2 509 | 787 | 427 | 229 | 0 | 105 | 1 620 | 1 721 | 1 142 | 1 243 | 760 | 0 | 0 | 2 | 17 | 35 | 183 | 169 |
| Almaty | 27 635 | 4 011 | 5 774 | 5 333 | 3 349 | 1 076 | 704 | 329 | 3 | 69 | 1 263 | 1 492 | 1 191 | 1 388 | 623 | 0 | 2 | 31 | 254 | 174 | 336 | 233 |
| Atyrau | 17 315 | 2 896 | 3 541 | 2 953 | 2 065 | 721 | 272 | 56 | 0 | 80 | 1 403 | 1 026 | 1 062 | 907 | 230 | 0 | 0 | 1 | 22 | 16 | 44 | 20 |
| Batys Kazakhstan | 15 445 | 1 961 | 2 871 | 2 752 | 1 866 | 648 | 383 | 179 | 0 | 13 | 896 | 1 191 | 863 | 945 | 382 | 0 | 0 | 0 | 25 | 42 | 273 | 155 |
| Zhambyl | 22 359 | 3 258 | 4 920 | 4 671 | 3 545 | 1 351 | 620 | 167 | 0 | 60 | 744 | 972 | 684 | 1 024 | 266 | 0 | 0 | 1 | 4 | 4 | 42 | 26 |
| Karagandy | 35 200 | 5 122 | 7 576 | 7 289 | 5 276 | 1 826 | 1 125 | 367 | 29 | 126 | 1 164 | 1 447 | 1 055 | 1 134 | 521 | 0 | 6 | 68 | 167 | 134 | 463 | 305 |

Continuation

| | Total students | Including | | | | | | | | | | | | | | | | | | | | | | | | | | | | | | | | | |
|--|----------------|---------------------------|--------------|--------------|--------------|--------------|-----------------|-----------------|-----------------|-----------------------------|--------------|--------------|--------------|-----------------|-----------------|-----------------|--------------|--|--------------|--------------|-----------------|-----------------|---|---|---|---|---|---|---|---|---|---|---|---|---|
| | | basic secondary education | | | | | | | | general secondary education | | | | | | | | technical and vocational, post-secondary education | | | | | | | | | | | | | | | | | |
| | | 14-15 years old | 16 years old | 17 years old | 18 years old | 19 years old | 20-24 years old | 25-28 years old | 14-15 years old | 16 years old | 17 years old | 18 years old | 19 years old | 20-24 years old | 25-28 years old | 14-15 years old | 16 years old | 17 years old | 18 years old | 19 years old | 20-24 years old | 25-28 years old | | | | | | | | | | | | | |
| Kostanai Kyzylorda Mangystau Pavlodar Soltustik Kazakhstan Turkistan Shygyys Kazakhstan Astana city Almaty city Shymkent city | 20 521 | 2 777 | 4 481 | 4 416 | 2 904 | 1 027 | 390 | 147 | 0 | 219 | 892 | 1 178 | 730 | 694 | 300 | 0 | 0 | 5 | 40 | 48 | 174 | 99 | 0 | 0 | 0 | 0 | 0 | 0 | 0 | 0 | 0 | 0 | 0 | 0 | |
| | 18 099 | 2 618 | 4 102 | 3 952 | 2 559 | 724 | 493 | 167 | 20 | 40 | 477 | 603 | 672 | 1 008 | 426 | 0 | 0 | 0 | 16 | 20 | 92 | 110 | 0 | 0 | 0 | 0 | 0 | 0 | 0 | 0 | 0 | 0 | 0 | 0 | |
| | 18 254 | 3 096 | 3 810 | 3 420 | 2 385 | 1 166 | 903 | 435 | 0 | 4 | 562 | 703 | 509 | 723 | 387 | 0 | 0 | 0 | 21 | 22 | 65 | 43 | 0 | 0 | 0 | 0 | 0 | 0 | 0 | 0 | 0 | 0 | 0 | 0 | |
| | 19 221 | 2 113 | 4 342 | 4 227 | 3 281 | 1 421 | 575 | 170 | 0 | 9 | 394 | 766 | 617 | 770 | 343 | 0 | 0 | 3 | 16 | 50 | 80 | 44 | 0 | 0 | 0 | 0 | 0 | 0 | 0 | 0 | 0 | 0 | 0 | 0 | |
| | 9 800 | 1 341 | 2 059 | 1 923 | 1 263 | 537 | 363 | 103 | 2 | 45 | 383 | 574 | 414 | 418 | 144 | 0 | 0 | 6 | 32 | 43 | 110 | 40 | 0 | 0 | 0 | 0 | 0 | 0 | 0 | 0 | 0 | 0 | 0 | 0 | |
| | 29 930 | 4 038 | 5 518 | 6 019 | 4 124 | 1 351 | 833 | 180 | 0 | 103 | 1 518 | 2 007 | 1 556 | 1 569 | 440 | 0 | 0 | 12 | 43 | 71 | 201 | 347 | 0 | 0 | 0 | 0 | 0 | 0 | 0 | 0 | 0 | 0 | 0 | 0 | 0 |
| | 31 668 | 4 611 | 6 550 | 5 818 | 3 984 | 1 283 | 644 | 263 | 6 | 167 | 1 362 | 1 908 | 1 650 | 1 767 | 665 | 0 | 0 | 58 | 251 | 178 | 286 | 217 | 0 | 0 | 0 | 0 | 0 | 0 | 0 | 0 | 0 | 0 | 0 | 0 | |
| | 27 620 | 3 738 | 6 542 | 6 370 | 4 266 | 1 647 | 474 | 92 | 9 | 127 | 739 | 1 103 | 866 | 906 | 250 | 0 | 1 | 25 | 157 | 119 | 120 | 69 | 0 | 0 | 0 | 0 | 0 | 0 | 0 | 0 | 0 | 0 | 0 | 0 | 0 |
| | 74 883 | 10 532 | 16 942 | 17 732 | 11 198 | 3 953 | 916 | 116 | 181 | 526 | 2 802 | 3 599 | 2 362 | 2 360 | 688 | 0 | 0 | 17 | 179 | 230 | 295 | 255 | 0 | 0 | 0 | 0 | 0 | 0 | 0 | 0 | 0 | 0 | 0 | 0 | 0 |
| | 40 213 | 4 485 | 7 034 | 7 050 | 5 139 | 2 083 | 976 | 240 | 111 | 371 | 2 733 | 3 724 | 2 598 | 2 413 | 563 | 0 | 0 | 18 | 99 | 120 | 278 | 178 | 0 | 0 | 0 | 0 | 0 | 0 | 0 | 0 | 0 | 0 | 0 | 0 | 0 |
| Men | | | | | | | | | | | | | | | | | | | | | | | | | | | | | | | | | | | |
| Republic of Kazakhstan Akmola Aktobe Almaty Atyrau Batys Kazakhstan Zhambyl Karagandy Kostanai Kyzylorda Mangystau Pavlodar Soltustik Kazakhstan Turkistan Shygyys Kazakhstan Astana city Almaty city Shymkent city | 243 457 | 34 953 | 54 191 | 53 236 | 36 150 | 12 862 | 5 997 | 1 603 | 262 | 1 004 | 8 183 | 10 465 | 7 623 | 9 229 | 3 091 | 0 | 2 | 141 | 978 | 942 | 1 747 | 798 | 0 | 0 | 0 | 0 | 0 | 0 | 0 | 0 | 0 | 0 | 0 | 0 | |
| | 11 626 | 1 124 | 2 413 | 2 480 | 1 999 | 864 | 411 | 78 | 0 | 20 | 231 | 458 | 476 | 511 | 149 | 0 | 0 | 2 | 31 | 98 | 227 | 54 | 0 | 0 | 0 | 0 | 0 | 0 | 0 | 0 | 0 | 0 | 0 | 0 | |
| | 11 912 | 1 776 | 2 368 | 2 147 | 1 493 | 461 | 251 | 111 | 0 | 29 | 767 | 836 | 537 | 636 | 309 | 0 | 0 | 1 | 7 | 17 | 90 | 76 | 0 | 0 | 0 | 0 | 0 | 0 | 0 | 0 | 0 | 0 | 0 | 0 | |
| | 14 442 | 2 352 | 3 407 | 3 054 | 1 726 | 464 | 343 | 140 | 0 | 31 | 512 | 593 | 405 | 605 | 232 | 0 | 1 | 12 | 189 | 116 | 175 | 85 | 0 | 0 | 0 | 0 | 0 | 0 | 0 | 0 | 0 | 0 | 0 | 0 | |
| | 10 079 | 1 839 | 2 310 | 1 949 | 1 396 | 460 | 152 | 23 | 0 | 20 | 552 | 373 | 390 | 438 | 93 | 0 | 0 | 1 | 22 | 14 | 33 | 14 | 0 | 0 | 0 | 0 | 0 | 0 | 0 | 0 | 0 | 0 | 0 | 0 | |
| | 8 471 | 1 266 | 1 769 | 1 690 | 1 093 | 355 | 225 | 95 | 0 | 7 | 371 | 493 | 354 | 411 | 172 | 0 | 0 | 0 | 20 | 16 | 91 | 43 | 0 | 0 | 0 | 0 | 0 | 0 | 0 | 0 | 0 | 0 | 0 | 0 | |
| | 11 981 | 1 829 | 2 840 | 2 771 | 1 849 | 700 | 344 | 92 | 0 | 37 | 257 | 380 | 246 | 498 | 115 | 0 | 0 | 0 | 4 | 2 | 14 | 3 | 0 | 0 | 0 | 0 | 0 | 0 | 0 | 0 | 0 | 0 | 0 | 0 | |
| | 19 024 | 2 791 | 4 215 | 4 015 | 2 915 | 1 005 | 643 | 210 | 11 | 57 | 570 | 630 | 446 | 560 | 284 | 0 | 0 | 32 | 113 | 90 | 278 | 159 | 0 | 0 | 0 | 0 | 0 | 0 | 0 | 0 | 0 | 0 | 0 | 0 | 0 |
| | 11 009 | 1 427 | 2 534 | 2 483 | 1 801 | 672 | 222 | 67 | 0 | 96 | 351 | 463 | 281 | 302 | 100 | 0 | 0 | 0 | 23 | 27 | 109 | 51 | 0 | 0 | 0 | 0 | 0 | 0 | 0 | 0 | 0 | 0 | 0 | 0 | 0 |
| | 9 872 | 1 597 | 2 334 | 2 401 | 1 438 | 360 | 246 | 87 | 20 | 27 | 208 | 282 | 250 | 388 | 164 | 0 | 0 | 0 | 6 | 7 | 28 | 29 | 0 | 0 | 0 | 0 | 0 | 0 | 0 | 0 | 0 | 0 | 0 | 0 | 0 |
| 9 940 | 1 821 | 2 244 | 2 035 | 1 339 | 689 | 486 | 189 | 0 | 1 | 213 | 257 | 180 | 288 | 142 | 0 | 0 | 0 | 9 | 7 | 28 | 12 | 0 | 0 | 0 | 0 | 0 | 0 | 0 | 0 | 0 | 0 | 0 | 0 | 0 | 0 |
| 10 607 | 1 117 | 2 294 | 2 444 | 1 960 | 891 | 374 | 81 | 0 | 0 | 165 | 337 | 276 | 375 | 173 | 0 | 0 | 1 | 12 | 30 | 55 | 22 | 0 | 0 | 0 | 0 | 0 | 0 | 0 | 0 | 0 | 0 | 0 | 0 | 0 | 0 |
| 5 358 | 766 | 1 129 | 1 113 | 713 | 285 | 246 | 66 | 66 | 1 | 26 | 181 | 266 | 158 | 190 | 67 | 0 | 0 | 6 | 27 | 33 | 62 | 23 | 0 | 0 | 0 | 0 | 0 | 0 | 0 | 0 | 0 | 0 | 0 | 0 | 0 |
| 16 620 | 2 573 | 3 560 | 3 894 | 2 581 | 746 | 431 | 62 | 0 | 27 | 507 | 704 | 492 | 690 | 167 | 0 | 0 | 5 | 20 | 44 | 75 | 42 | 0 | 0 | 0 | 0 | 0 | 0 | 0 | 0 | 0 | 0 | 0 | 0 | 0 | 0 |
| 17 186 | 2 475 | 3 691 | 3 364 | 2 271 | 762 | 314 | 110 | 3 | 79 | 612 | 888 | 791 | 873 | 341 | 0 | 0 | 49 | 178 | 126 | 175 | 84 | 0 | 0 | 0 | 0 | 0 | 0 | 0 | 0 | 0 | 0 | 0 | 0 | 0 | 0 |
| 14 231 | 1 958 | 3 453 | 3 381 | 2 299 | 850 | 243 | 49 | 9 | 69 | 292 | 443 | 361 | 415 | 91 | 0 | 1 | 12 | 117 | 88 | 77 | 23 | 0 | 0 | 0 | 0 | 0 | 0 | 0 | 0 | 0 | 0 | 0 | 0 | 0 | 0 |
| 40 246 | 5 554 | 9 217 | 9 819 | 6 321 | 2 246 | 560 | 55 | 152 | 373 | 1 410 | 1 706 | 1 074 | 1 048 | 277 | 0 | 0 | 7 | 135 | 152 | 106 | 34 | 0 | 0 | 0 | 0 | 0 | 0 | 0 | 0 | 0 | 0 | 0 | 0 | 0 | 0 |
| 20 853 | 2 688 | 4 413 | 4 196 | 2 956 | 1 052 | 506 | 88 | 66 | 105 | 984 | 1 356 | 906 | 1 001 | 215 | 0 | 0 | 13 | 65 | 75 | 124 | 44 | 0 | 0 | 0 | 0 | 0 | 0 | 0 | 0 | 0 | 0 | 0 | 0 | 0 | 0 |
| Women | | | | | | | | | | | | | | | | | | | | | | | | | | | | | | | | | | | |
| Republic of Kazakhstan Akmola Aktobe Almaty Atyrau Batys Kazakhstan Zhambyl Karagandy Kostanai Kyzylorda | 207 202 | 27 074 | 40 247 | 38 690 | 26 944 | 10 212 | 4 849 | 1 806 | 99 | 1 115 | 11 250 | 14 420 | 11 147 | 10 900 | 4 159 | 0 | 7 | 109 | 410 | 490 | 1 636 | 1 638 | 0 | 0 | 0 | 0 | 0 | 0 | 0 | 0 | 0 | 0 | 0 | 0 | 0 |
| | 8 939 | 1 035 | 1 914 | 1 859 | 1 382 | 609 | 337 | 91 | 0 | 35 | 250 | 413 | 323 | 349 | 113 | 0 | 0 | 1 | 14 | 28 | 114 | 72 | 0 | 0 | 0 | 0 | 0 | 0 | 0 | 0 | 0 | 0 | 0 | 0 | 0 |
| | 10 019 | 1 495 | 1 681 | 1 515 | 1 016 | 326 | 176 | 118 | 0 | 76 | 853 | 885 | 605 | 607 | 451 | 0 | 0 | 1 | 10 | 18 | 93 | 93 | 0 | 0 | 0 | 0 | 0 | 0 | 0 | 0 | 0 | 0 | 0 | 0 | 0 |
| | 13 193 | 1 659 | 2 367 | 2 279 | 1 623 | 612 | 361 | 189 | 3 | 38 | 751 | 899 | 786 | 783 | 391 | 0 | 1 | 19 | 65 | 58 | 161 | 148 | 0 | 0 | 0 | 0 | 0 | 0 | 0 | 0 | 0 | 0 | 0 | 0 | 0 |
| | 7 236 | 1 057 | 1 231 | 1 004 | 669 | 261 | 120 | 33 | 0 | 60 | 851 | 653 | 672 | 469 | 137 | 0 | 0 | 0 | 0 | 2 | 11 | 6 | 0 | 0 | 0 | 0 | 0 | 0 | 0 | 0 | 0 | 0 | 0 | 0 | 0 |
| | 6 974 | 695 | 1 102 | 1 062 | 773 | 293 | 158 | 84 | 0 | 6 | 525 | 698 | 509 | 534 | 210 | 0 | 0 | 0 | 5 | 26 | 182 | 112 | 0 | 0 | 0 | 0 | 0 | 0 | 0 | 0 | 0 | 0 | 0 | 0 | 0 |
| | 10 378 | 1 429 | 2 080 | 1 900 | 1 696 | 651 | 276 | 75 | 0 | 23 | 487 | 592 | 438 | 526 | 151 | 0 | 0 | 1 | 0 | 2 | 28 | 23 | 0 | 0 | 0 | 0 | 0 | 0 | 0 | 0 | 0 | 0 | 0 | 0 | 0 |
| | 16 176 | 2 331 | 3 361 | 3 274 | 2 361 | 821 | 482 | 157 | 18 | 69 | 594 | 817 | 609 | 574 | 237 | 0 | 6 | 36 | 54 | 44 | 185 | 146 | 0 | 0 | 0 | 0 | 0 | 0 | 0 | 0 | 0 | 0 | 0 | 0 | 0 |
| | 9 512 | 1 350 | 1 947 | 1 933 | 1 103 | 355 | 168 | 80 | 0 | 123 | 541 | 715 | 449 | 392 | 200 | 0 | 0 | 5 | 17 | 21 | 65 | 48 | 0 | 0 | 0 | 0 | 0 | 0 | 0 | 0 | 0 | 0 | 0 | 0 | 0 |
| | 8 227 | 1 021 | 1 768 | 1 551 | 1 121 | 364 | 247 | 80 | 0 | 13 | 269 | 321 | 422 | 620 | 262 | 0 | 0 | 0 | 10 | 13 | 64 | 81 | 0 | 0 | 0 | 0 | 0 | 0 | 0 | 0 | 0 | 0 | 0 | 0 | 0 |

Continuation

9.3 Age composition of students of higher education organizations at the beginning of the 2021-2022 academic year

people

| | Number of students, Total | Of them by age | | | | | | | | | | | |
|------------------------|---------------------------|----------------|--------------|--------------|--------------|--------------|--------------|--------------|--------------|--------------|--------------|--------------|--------------|
| | | 17 years old | 18 years old | 19 years old | 20 years old | 21 years old | 22 years old | 23 years old | 24 years old | 25 years old | 26 years old | 27 years old | 28 years old |
| Both genders | | | | | | | | | | | | | |
| Republic of Kazakhstan | 575 511 | 58 180 | 86 941 | 94 656 | 95 310 | 66 503 | 36 619 | 26 237 | 19 155 | 14 990 | 11 468 | 8 966 | 7 674 |
| Akmola | 12 044 | 926 | 1 709 | 1 832 | 2 120 | 1 571 | 721 | 485 | 309 | 254 | 249 | 215 | 198 |
| Aktobe | 24 909 | 2 434 | 3 620 | 4 087 | 3 823 | 2 596 | 1 596 | 1 123 | 772 | 1 261 | 349 | 359 | 274 |
| Almaty | 11 572 | 2 143 | 2 488 | 2 177 | 2 060 | 924 | 380 | 174 | 125 | 95 | 87 | 65 | 67 |
| Atyrau | 11 775 | 1 190 | 1 600 | 1 931 | 2 058 | 1 228 | 643 | 413 | 311 | 226 | 205 | 180 | 171 |
| Batys Kazakhstan | 26 889 | 1 554 | 1 407 | 3 196 | 3 649 | 4 050 | 2 980 | 2 347 | 1 643 | 805 | 624 | 547 | 514 |
| Zhambyl | 22 443 | 2 011 | 3 001 | 2 934 | 3 166 | 2 091 | 1 205 | 1 175 | 1 024 | 942 | 810 | 658 | 604 |
| Karagandy | 41 163 | 3 786 | 5 527 | 6 655 | 6 961 | 5 307 | 2 677 | 1 871 | 1 296 | 990 | 660 | 724 | 460 |
| Kostanai | 18 352 | 1 382 | 1 922 | 2 251 | 2 576 | 1 871 | 1 278 | 999 | 707 | 583 | 485 | 436 | 381 |
| Kyzylorda | 12 524 | 803 | 1 249 | 1 411 | 1 509 | 1 581 | 1 009 | 846 | 812 | 645 | 522 | 514 | 406 |
| Mangystau | 6 553 | 1 587 | 1 317 | 837 | 683 | 497 | 303 | 203 | 189 | 161 | 120 | 83 | 62 |
| Pavlodar | 16 713 | 847 | 1 761 | 2 147 | 2 571 | 2 168 | 1 224 | 726 | 505 | 398 | 333 | 342 | 264 |
| Soltustik Kazakhstan | 7 338 | 925 | 1 505 | 1 610 | 1 484 | 773 | 275 | 156 | 92 | 49 | 44 | 51 | 41 |
| Turkistan | 13 173 | 1 752 | 2 253 | 2 193 | 2 021 | 1 672 | 978 | 596 | 411 | 359 | 251 | 163 | 125 |
| Shygys Kazakhstan | 32 211 | 2 647 | 3 727 | 4 505 | 4 869 | 3 583 | 2 137 | 1 625 | 1 194 | 977 | 614 | 628 | 535 |
| Astana city | 62 788 | 8 348 | 12 377 | 12 218 | 11 514 | 7 922 | 3 299 | 2 107 | 1 172 | 547 | 400 | 323 | 233 |
| Almaty city | 172 224 | 21 978 | 32 716 | 32 933 | 32 108 | 20 352 | 9 241 | 5 272 | 3 092 | 1 883 | 1 438 | 1 191 | 1 093 |
| Shymkent city | 82 840 | 3 867 | 8 762 | 11 739 | 12 138 | 8 317 | 6 673 | 6 119 | 5 501 | 4 815 | 4 277 | 2 487 | 2 246 |
| Men | | | | | | | | | | | | | |
| Republic of Kazakhstan | 266 511 | 24 804 | 39 354 | 42 993 | 43 721 | 32 189 | 18 864 | 13 856 | 10 243 | 7 603 | 5 709 | 4 357 | 3 621 |
| Akmola | 5 615 | 343 | 769 | 806 | 964 | 771 | 399 | 298 | 176 | 155 | 171 | 128 | 100 |
| Aktobe | 10 225 | 951 | 1 441 | 1 642 | 1 662 | 1 153 | 691 | 461 | 341 | 559 | 141 | 174 | 111 |
| Almaty | 5 246 | 960 | 1 091 | 1 008 | 973 | 456 | 226 | 98 | 61 | 50 | 40 | 27 | 26 |
| Atyrau | 5 925 | 530 | 754 | 884 | 1 011 | 665 | 395 | 260 | 186 | 135 | 129 | 108 | 89 |
| Batys Kazakhstan | 14 512 | 700 | 744 | 1 607 | 1 926 | 2 383 | 1 781 | 1 637 | 950 | 431 | 316 | 259 | 251 |
| Zhambyl | 10 811 | 987 | 1 392 | 1 403 | 1 362 | 892 | 590 | 608 | 626 | 515 | 420 | 354 | 283 |
| Karagandy | 19 242 | 1 524 | 2 331 | 2 960 | 3 194 | 2 594 | 1 460 | 946 | 797 | 638 | 405 | 439 | 237 |
| Kostanai | 8 641 | 585 | 859 | 935 | 1 220 | 937 | 658 | 602 | 375 | 297 | 259 | 221 | 191 |
| Kyzylorda | 5 946 | 314 | 710 | 645 | 778 | 776 | 501 | 403 | 392 | 232 | 252 | 234 | 174 |
| Mangystau | 3 165 | 719 | 627 | 442 | 380 | 198 | 161 | 103 | 111 | 61 | 52 | 42 | 24 |
| Pavlodar | 7 975 | 332 | 740 | 966 | 1 299 | 1 131 | 692 | 418 | 296 | 231 | 184 | 181 | 133 |
| Soltustik Kazakhstan | 3 711 | 464 | 804 | 809 | 701 | 383 | 155 | 109 | 56 | 23 | 25 | 25 | 18 |
| Turkistan | 5 736 | 691 | 801 | 870 | 791 | 732 | 480 | 383 | 255 | 230 | 138 | 80 | 75 |
| Shygys Kazakhstan | 13 886 | 1 126 | 1 592 | 1 902 | 2 037 | 1 566 | 982 | 713 | 656 | 511 | 307 | 303 | 266 |
| Astana city | 28 602 | 3 469 | 5 736 | 5 764 | 5 354 | 3 800 | 1 512 | 909 | 472 | 278 | 203 | 158 | 79 |
| Almaty city | 78 702 | 9 413 | 14 923 | 14 809 | 14 925 | 9 759 | 4 936 | 2 626 | 1 481 | 927 | 646 | 590 | 452 |
| Shymkent city | 38 571 | 1 696 | 4 040 | 5 541 | 5 144 | 3 993 | 3 245 | 3 282 | 3 012 | 2 330 | 2 021 | 1 034 | 1 112 |
| Women | | | | | | | | | | | | | |
| Republic of Kazakhstan | 309 000 | 33 376 | 47 587 | 51 663 | 51 589 | 34 314 | 17 755 | 12 381 | 8 912 | 7 387 | 5 759 | 4 609 | 4 053 |
| Akmola | 6 429 | 583 | 940 | 1 026 | 1 156 | 800 | 322 | 187 | 133 | 99 | 78 | 87 | 98 |
| Aktobe | 14 684 | 1 483 | 2 179 | 2 445 | 2 161 | 1 443 | 905 | 662 | 431 | 702 | 208 | 185 | 163 |
| Almaty | 6 326 | 1 183 | 1 397 | 1 169 | 1 087 | 468 | 154 | 76 | 64 | 45 | 47 | 38 | 41 |
| Atyrau | 5 850 | 660 | 846 | 1 047 | 1 047 | 563 | 248 | 153 | 125 | 91 | 76 | 72 | 82 |
| Batys Kazakhstan | 12 377 | 854 | 663 | 1 589 | 1 723 | 1 667 | 1 199 | 710 | 693 | 374 | 308 | 288 | 263 |
| Zhambyl | 11 632 | 1 024 | 1 609 | 1 531 | 1 804 | 1 199 | 615 | 567 | 398 | 427 | 390 | 304 | 321 |
| Karagandy | 21 921 | 2 262 | 3 196 | 3 695 | 3 767 | 2 713 | 1 217 | 925 | 499 | 352 | 255 | 285 | 223 |
| Kostanai | 9 711 | 797 | 1 063 | 1 316 | 1 356 | 934 | 620 | 397 | 332 | 286 | 226 | 215 | 190 |
| Kyzylorda | 6 578 | 489 | 539 | 766 | 731 | 805 | 508 | 443 | 420 | 413 | 270 | 280 | 232 |
| Mangystau | 3 388 | 868 | 690 | 395 | 303 | 299 | 142 | 100 | 78 | 100 | 68 | 41 | 38 |
| Pavlodar | 8 738 | 515 | 1 021 | 1 181 | 1 272 | 1 037 | 532 | 308 | 209 | 167 | 149 | 161 | 131 |
| Soltustik Kazakhstan | 3 627 | 461 | 701 | 801 | 783 | 390 | 120 | 47 | 36 | 26 | 19 | 26 | 23 |
| Turkistan | 7 437 | 1 061 | 1 452 | 1 323 | 1 230 | 940 | 498 | 213 | 156 | 129 | 113 | 83 | 50 |
| Shygys Kazakhstan | 18 325 | 1 521 | 2 135 | 2 603 | 2 832 | 2 017 | 1 155 | 912 | 538 | 466 | 307 | 325 | 269 |
| Astana city | 34 186 | 4 879 | 6 641 | 6 454 | 6 160 | 4 122 | 1 787 | 1 198 | 700 | 269 | 197 | 165 | 154 |
| Almaty city | 93 522 | 12 565 | 17 793 | 18 124 | 17 183 | 10 593 | 4 305 | 2 646 | 1 611 | 956 | 792 | 601 | 641 |
| Shymkent city | 44 269 | 2 171 | 4 722 | 6 198 | 6 994 | 4 324 | 3 428 | 2 837 | 2 489 | 2 485 | 2 256 | 1 453 | 1 134 |

9.4 Admission of students of higher education organizations by gender aged 14-28 at the beginning of the 2021-2022 academic year

people

| | Total | | | | Including | | | | | | | |
|-------------------------------|-----------------|-----------------|-----------------|-----------------|-----------------|-----------------|-----------------|-----------------|-----------------|-----------------|-----------------|-----------------|
| | | | | | Men | | | | Women | | | |
| | 14-17 years old | 18-19 years old | 20-24 years old | 25-28 years old | 14-17 years old | 18-19 years old | 20-24 years old | 25-28 years old | 14-17 years old | 18-19 years old | 20-24 years old | 25-28 years old |
| Republic of Kazakhstan | 56 664 | 52 215 | 26 726 | 8 767 | 23 940 | 26 081 | 13 485 | 3 865 | 32 724 | 26 134 | 13 241 | 4 902 |
| Akmola | 914 | 1 220 | 731 | 252 | 341 | 597 | 344 | 144 | 573 | 623 | 387 | 108 |
| Aktobe | 1 572 | 2 119 | 1 063 | 437 | 596 | 985 | 473 | 180 | 976 | 1 134 | 590 | 257 |
| Almaty | 2 079 | 637 | 82 | 52 | 943 | 338 | 34 | 22 | 1 136 | 299 | 48 | 30 |
| Atyrau | 1 183 | 805 | 556 | 213 | 530 | 442 | 308 | 95 | 653 | 363 | 248 | 118 |
| Batys Kazakhstan | 1 533 | 1 048 | 2 251 | 770 | 750 | 584 | 1 202 | 340 | 783 | 464 | 1 049 | 430 |
| Zhambyl | 2 012 | 1 931 | 1 280 | 740 | 887 | 1 003 | 648 | 303 | 1 125 | 928 | 632 | 437 |
| Karagandy | 3 920 | 3 624 | 2 068 | 660 | 1 564 | 1 871 | 1 011 | 319 | 2 356 | 1 753 | 1 057 | 341 |
| Kostanai | 1 597 | 989 | 1 182 | 330 | 704 | 457 | 521 | 156 | 893 | 532 | 661 | 174 |
| Kyzylorda | 824 | 1 055 | 1 126 | 650 | 340 | 581 | 476 | 211 | 484 | 474 | 650 | 439 |
| Mangystau | 1 005 | 611 | 166 | 55 | 432 | 333 | 91 | 24 | 573 | 278 | 75 | 31 |
| Pavlodar | 857 | 1 660 | 1 277 | 421 | 333 | 809 | 817 | 197 | 524 | 851 | 460 | 224 |
| Soltustik Kazakhstan | 849 | 534 | 114 | 10 | 415 | 332 | 79 | 3 | 434 | 202 | 35 | 7 |
| Turkistan | 1 797 | 1 479 | 478 | 94 | 697 | 662 | 254 | 50 | 1 100 | 817 | 224 | 44 |
| Shygys Kazakhstan | 2 477 | 2 141 | 2 246 | 829 | 1 026 | 1 008 | 1 101 | 383 | 1 451 | 1 133 | 1 145 | 446 |
| Astana city | 8 606 | 7 200 | 1 184 | 334 | 3 612 | 3 798 | 616 | 150 | 4 994 | 3 402 | 568 | 184 |
| Almaty city | 21 810 | 19 756 | 5 206 | 1 246 | 9 262 | 9 672 | 2 864 | 550 | 12 548 | 10 084 | 2 342 | 696 |
| Shymkent city | 3 629 | 5 406 | 5 716 | 1 674 | 1 508 | 2 609 | 2 646 | 738 | 2 121 | 2 797 | 3 070 | 936 |

9.5 Graduation of students of higher education organizations by gender under the age of 28 (inclusive) at the beginning of the 2021-2022 academic year

people

| | Total | Including: | |
|-------------------------------|---------|------------|--------|
| | | Men | Women |
| Republic of Kazakhstan | 126 158 | 57 448 | 68 710 |
| Akmola | 3 065 | 1 467 | 1 598 |
| Aktobe | 6 073 | 2 554 | 3 519 |
| Almaty | 1 773 | 762 | 1 011 |
| Atyrau | 2 756 | 1 350 | 1 406 |
| Batys Kazakhstan | 5 973 | 2 782 | 3 191 |
| Zhambyl | 7 719 | 3 454 | 4 265 |
| Karagandy | 10 038 | 4 841 | 5 197 |
| Kostanai | 4 125 | 1 815 | 2 310 |
| Kyzylorda | 2 661 | 1 236 | 1 425 |
| Mangystau | 993 | 490 | 503 |
| Pavlodar | 3 361 | 1 601 | 1 760 |
| Soltustik Kazakhstan | 1 615 | 778 | 837 |
| Turkistan | 2 279 | 949 | 1 330 |
| Shygys Kazakhstan | 7 482 | 3 339 | 4 143 |
| Astana city | 11 742 | 5 213 | 6 529 |
| Almaty city | 31 946 | 14 721 | 17 225 |
| Shymkent city | 22 557 | 10 096 | 12 461 |

9.6 Number of undergraduates by age at the beginning of the 2021-2022 academic year

people

| | Accepted in the reporting year in the reporting year | | Graduated in the reporting year | |
|-------------------------------|--|-------------------|---------------------------------|-------------------|
| | Magistrands | Doctoral students | Magistrands | Doctoral students |
| Republic of Kazakhstan | 12 570 | 1 720 | 4 268 | 417 |
| Akmola | 191 | 10 | 98 | 0 |
| Aktobe | 400 | 30 | 77 | 4 |
| Almaty | 374 | 34 | 55 | 5 |
| Atyrau | 75 | 1 | 31 | 0 |
| Batys Kazakhstan | 256 | 3 | 157 | 0 |
| Zhambyl | 224 | 13 | 89 | 5 |
| Karagandy | 587 | 124 | 96 | 23 |
| Kostanai | 256 | 24 | 52 | 13 |

Continuation

| | Accepted in the reporting year in the reporting year | | Graduated in the reporting year | |
|----------------------|--|-------------------|---------------------------------|-------------------|
| | Magistrands | Doctoral students | Magistrands | Doctoral students |
| Kyzylorda | 417 | 11 | 11 | 0 |
| Mangystau | 172 | 9 | 0 | 0 |
| Pavlodar | 655 | 31 | 151 | 9 |
| Soltustik Kazakhstan | 125 | 7 | 35 | 2 |
| Turkistan | 231 | 12 | 34 | 6 |
| Shygys Kazakhstan | 642 | 96 | 276 | 22 |
| Astana city | 2 858 | 466 | 665 | 71 |
| Almaty city | 4 477 | 773 | 1 267 | 237 |
| Shymkent city | 630 | 76 | 1 174 | 20 |

9.7 The number of undergraduates by age at the beginning of the 2021-2022 academic year

people

| | Total | Of them by age | | | | | | | | |
|------------------------|--------|-----------------------|-----------------|-----------------|-----------------|-----------------|-----------------|-----------------|-----------------|-----------------|
| | | up to 21 years old | 21 years old | 22 years old | 23 years old | 24 years old | 25 years old | 26 years old | 27 years old | 28 years old |
| Republic of Kazakhstan | 36 483 | 270 | 4 340 | 8 044 | 6 688 | 2 955 | 1 806 | 1 485 | 1 225 | 1 046 |
| Akmola | 543 | 6 | 56 | 94 | 90 | 31 | 17 | 14 | 17 | 12 |
| Aktobe | 978 | 6 | 149 | 268 | 173 | 64 | 30 | 37 | 35 | 22 |
| Almaty | 927 | 18 | 155 | 216 | 159 | 70 | 44 | 40 | 38 | 22 |
| Atyrau | 349 | 0 | 44 | 91 | 60 | 37 | 19 | 9 | 9 | 10 |
| Batys Kazakhstan | 785 | 1 | 107 | 183 | 114 | 62 | 30 | 36 | 39 | 29 |
| Zhambyl | 1 064 | 0 | 87 | 184 | 147 | 92 | 58 | 68 | 68 | 76 |
| Karagandy | 1 775 | 9 | 288 | 444 | 358 | 147 | 72 | 52 | 39 | 41 |
| Kostanai | 541 | 24 | 88 | 103 | 66 | 37 | 28 | 18 | 23 | 15 |
| Kyzylorda | 783 | 12 | 173 | 152 | 75 | 43 | 31 | 42 | 40 | 35 |
| Mangystau | 317 | 8 | 51 | 63 | 66 | 26 | 12 | 15 | 8 | 11 |
| Pavlodar | 1 565 | 2 | 90 | 260 | 292 | 127 | 65 | 54 | 55 | 42 |
| Soltustik Kazakhstan | 320 | 3 | 41 | 79 | 63 | 18 | 11 | 9 | 4 | 10 |
| Turkistan | 530 | 3 | 55 | 128 | 84 | 49 | 33 | 15 | 22 | 12 |
| Shygys Kazakhstan | 2 539 | 9 | 202 | 388 | 340 | 160 | 85 | 101 | 90 | 92 |
| Astana city | 6 238 | 58 | 700 | 1 512 | 1 366 | 525 | 337 | 267 | 241 | 174 |
| Almaty city | 12 400 | 97 | 1 765 | 3 196 | 2 659 | 1 069 | 604 | 412 | 299 | 256 |
| Shymkent city | 4 829 | 14 | 289 | 683 | 576 | 398 | 330 | 296 | 198 | 187 |

9.8 Number of doctoral students by age at the beginning of the 2021-2022 academic year

people

| | Total | Of them by age | | | | | | |
|-------------------------------|-------|--------------------|--------------|--------------|--------------|--------------|--------------|--------------|
| | | up to 23 years old | 23 years old | 24 years old | 25 years old | 26 years old | 27 years old | 28 years old |
| Republic of Kazakhstan | 5 924 | 17 | 70 | 219 | 371 | 471 | 473 | 512 |
| Akmola | 32 | 0 | 0 | 0 | 0 | 0 | 1 | 1 |
| Aktobe | 68 | 0 | 1 | 0 | 2 | 4 | 4 | 7 |
| Almaty | 121 | 1 | 1 | 11 | 10 | 16 | 6 | 11 |
| Atyrau | 1 | 0 | 0 | 0 | 0 | 0 | 0 | 0 |
| Batys Kazakhstan | 12 | 0 | 0 | 0 | 3 | 0 | 0 | 1 |
| Zhambyl | 35 | 0 | 0 | 0 | 1 | 5 | 4 | 3 |
| Karagandy | 401 | 0 | 2 | 17 | 19 | 38 | 28 | 32 |
| Kostanai | 57 | 0 | 0 | 2 | 2 | 2 | 4 | 4 |
| Kyzylorda | 34 | 0 | 0 | 0 | 1 | 1 | 3 | 3 |
| Mangystau | 26 | 0 | 0 | 1 | 1 | 0 | 3 | 0 |
| Pavlodar | 93 | 0 | 0 | 1 | 4 | 7 | 5 | 5 |
| Soltustik Kazakhstan | 26 | 0 | 1 | 1 | 1 | 2 | 2 | 1 |
| Turkistan | 52 | 0 | 1 | 1 | 1 | 4 | 4 | 3 |
| Shygys Kazakhstan | 249 | 0 | 1 | 5 | 13 | 10 | 17 | 21 |
| Astana city | 1 706 | 7 | 26 | 65 | 89 | 119 | 133 | 161 |
| Almaty city | 2 830 | 9 | 37 | 111 | 220 | 254 | 245 | 243 |
| Shymkent city | 181 | 0 | 0 | 4 | 4 | 9 | 14 | 16 |

9.9 Number of employees who have performed R&D and have a scientific degree by age

people

| | Total | Including | |
|---|-------|--------------------|-----------------|
| | | up to 25 years old | 25-34 years old |
| Number of employees engaged in R&D1, at the end of 2019 | 6 708 | 1 260 | 5 448 |
| Research Specialists | 5 244 | 856 | 4 388 |
| of themWomen | 2 872 | 445 | 2 427 |
| of them have a scientific and academicdegrees: | 3 483 | 319 | 3 164 |
| doctor by profile | 3 | 0 | 3 |
| of themWomen | 3 | 0 | 3 |
| Doctor of Philosophy (PhD) | 547 | 0 | 547 |
| of themWomen | 264 | 0 | 264 |
| Doctor of sciences | 12 | 0 | 12 |
| of themWomen | 0 | 0 | 0 |
| Candidate of sciences | 37 | 0 | 37 |
| of themWomen | 23 | 0 | 23 |
| magister | 2 884 | 319 | 2 565 |
| of themWomen | 1 710 | 205 | 1 505 |

* Research and development work.

10. Civil service

10.1 The number of civil servants in the republic under the age of 29 by category groups

| Category | 2017 | | 2018 | | 2019 | | 2020 | | 2021 | |
|---------------------------------------|-----------------------------------|--|-----------------------------------|--|-----------------------------------|--|-----------------------------------|--|-----------------------------------|--|
| | civil servants under 29 years old | percent-age of the actual number of civil servants | civil servants under 29 years old | percent-age of the actual number of civil servants | civil servants under 29 years old | percent-age of the actual number of civil servants | civil servants under 29 years old | percent-age of the actual number of civil servants | civil servants under 29 years old | percent-age of the actual number of civil servants |
| Political civil servants | 0 | 0 | 3 | 0.7 | 4 | 0.6 | 2 | 0.3 | 1 | 0.1 |
| Civil servants of Corps «A» | 0 | 0 | 0 | 0 | 0 | 0 | 0 | 0 | 0 | 0 |
| Civil servants of Corps B, Including: | 23 601 | 25.8 | 22 395 | 24.8 | 20 500 | 23.2 | 19 105 | 21.8 | 15 860 | 19.3 |
| Category group A | 17 | 6.6 | 15 | 5.80 | 13 | 4.4 | 10 | 3.4 | 3 | 1.0 |
| Category group B | 153 | 12.7 | 137 | 11.4 | 133 | 10.8 | 154 | 11.2 | 209 | 13.3 |
| Category group C | 2 201 | 29.1 | 2 135 | 27.6 | 2 029 | 25.8 | 1 939 | 24.1 | 1 562 | 20.8 |
| Group of categories C-O | 4 496 | 21.4 | 4 114 | 20.0 | 3 565 | 18.0 | 3 271 | 16.7 | 2 775 | 15.4 |
| Category group C-R | 5 671 | 30.9 | 5 395 | 30.6 | 5 012 | 29.8 | 4 848 | 28.9 | 4 202 | 27.0 |
| Category group D | 289 | 15.6 | 322 | 16.8 | 320 | 16.0 | 302 | 15.1 | 289 | 14.9 |
| Category group D-O | 2 457 | 29.1 | 2 554 | 28.6 | 2 489 | 28.0 | 2 370 | 25.9 | 1 910 | 22.6 |
| Category group E | 1 480 | 26.7 | 1 456 | 25.4 | 1 359 | 23.7 | 1 335 | 22.6 | 9 | 6.6 |
| Category group E-R | 3 471 | 22.2 | 3 221 | 21.2 | 2 992 | 20.1 | 2 615 | 18.6 | 1 067 | 19.0 |
| Category group E-G | 3 366 | 30.0 | 3 046 | 27.7 | 2 588 | 24.3 | 2 261 | 21.6 | 1 929 | 15.4 |
| Total civil servants in the republic | 23 601 | 25.7 | 22 398 | 24.6 | 20 504 | 23.0 | 19 107 | 21.6 | 1 905 | 18.5 |

* According to the Agency of the Republic of Kazakhstan for Civil Service Affairs.

10.2 Number of civil servants of central government bodies under the age of 29*

as a percentage of the actual number

| Name of the government body | 2017 | 2018 | 2019 | 2020 | 2021 |
|--|------|------|------|------|------|
| Administration of the President of the Republic of Kazakhstan | 4.8 | 4.2 | 3.1 | 2.6 | 0.8 |
| Office of the Prime Minister of the Republic of Kazakhstan | 9.0 | 10.7 | 8.8 | 7.4 | 17.8 |
| Supreme Court of the Republic of Kazakhstan | 46.3 | 44.7 | 42.8 | 41.4 | 37.6 |
| General Prosecutor's Office of the Republic of Kazakhstan | 31.1 | 25.6 | 23.2 | 18.0 | 12.8 |
| Constitutional Council of the Republic of Kazakhstan | 0.0 | 6.3 | 6.2 | 9.4 | 9.4 |
| Senate of the Parliament of the Republic of Kazakhstan | 10.8 | 11.0 | 8.8 | 9.8 | 7.7 |
| Mazhilis of the Parliament of the Republic of Kazakhstan | 11.7 | 7.8 | 7.6 | 6.8 | 7.3 |
| Archive of the President of the Republic of Kazakhstan | 9.2 | 7.5 | 1.8 | 1.9 | 3.8 |
| National Center for People's Rights | 20.0 | 9.0 | 27.2 | 25.0 | 16.7 |
| Accounts Committee for Control over Execution of the Republican Budget of the Republic of Kazakhstan | 9.6 | 9.2 | 11.3 | 7.1 | 7.0 |
| Administrative Department of the President of the Republic of Kazakhstan | 15.2 | 18.0 | 12.5 | 12.2 | 13.8 |
| Logistics Department | 12.5 | 12.1 | 22.0 | 12.5 | 15.6 |
| Central Election Commission of the Republic of Kazakhstan | 13.6 | 0.0 | 0.0 | 2.4 | 0.0 |
| Agency of the Republic of Kazakhstan for Civil Service Affairs and Anti-Corruption | 34.2 | 31.2 | 0.0 | 0.0 | |
| Agency of the Republic of Kazakhstan for Civil Service Affairs | 0.0 | 0.0 | 24.3 | 21.1 | 18.7 |
| Office of the First President of the Republic of Kazakhstan | 0.0 | 0.0 | 7.0 | 0.0 | 0.0 |
| Office of the Supreme Judicial Council of the Republic of Kazakhstan | 0.0 | 7.7 | 20.0 | 16 | 16.0 |
| Anti-Corruption Agency of the Republic of Kazakhstan | 0.0 | 0.0 | 37.0 | 23.7 | 27.7 |
| Medical Center of the Administrative Department of the President of the Republic of Kazakhstan | 3.7 | 0.0 | 7.1 | 3.7 | 7.1 |
| The Agency for Strategic Planning and Reforms of the Republic of Kazakhstan | 0.0 | 0.0 | 0.0 | 15.0 | 11.1 |
| Agency for protection and development of completion of the Republic of Kazakhstan | 0.0 | 0.0 | 0.0 | 31.0 | 26.9 |
| Ministry of National Economy of the Republic of Kazakhstan | 27.8 | 24.6 | 22.4 | 35.3 | 25.3 |
| Ministry of Industry and Infrastructure Development of the Republic of Kazakhstan | 27.6 | 26.5 | 27.8 | 26.5 | 30.2 |
| Ministry of Education and Science of the Republic of Kazakhstan | 15.7 | 13.3 | 12.7 | 11.5 | 25.0 |
| Ministry of Finance of the Republic of Kazakhstan | 21.9 | 20.6 | 18.4 | 17.4 | 9.8 |
| Ministry of Foreign Affairs of the Republic of Kazakhstan | 20.8 | 21.9 | 16.0 | 12.0 | 15.2 |
| Ministry of Energy of the Republic of Kazakhstan | 31.7 | 34.0 | 28.5 | 28.4 | 10.7 |
| Ministry of Internal Affairs of the Republic of Kazakhstan | 28.7 | 25.2 | 21.3 | 18.8 | 24.3 |
| Ministry of Culture and Sports of the Republic of Kazakhstan | 25.1 | 21.7 | 22.0 | 20.5 | 18.5 |
| Ministry of Health of the Republic of Kazakhstan | 19.8 | 22.8 | 24.6 | 24.7 | 18.7 |
| Ministry of Agriculture of the Republic of Kazakhstan | 16.8 | 17.4 | 20.0 | 21.3 | 24.4 |

Continuation

| Name of the government body | 2017 | 2018 | 2019 | 2020 | 2021 |
|--|------|------|------|------|------|
| Ministry of Defense of the Republic of Kazakhstan | 3.3 | 14.3 | 3.7 | 3.4 | 19.9 |
| Ministry of Justice of the Republic of Kazakhstan | 28.1 | 24.6 | 21.5 | 20.5 | 0.0 |
| Ministry of Labor and Social Protection of the Population of the Republic of Kazakhstan | 15.6 | 15.3 | 16.0 | 16.0 | 20.7 |
| Ministry of Information and Communications of the Republic of Kazakhstan | 31.7 | 32.5 | 0.0 | 0.0 | 13.4 |
| Ministry of Defense and Aerospace Industry of the Republic of Kazakhstan | 36.2 | 33.9 | 0.0 | 0.0 | 0.0 |
| Ministry of Religious Affairs and Civil Society of the Republic of Kazakhstan | 34.9 | 0.0 | 0.0 | 0.0 | 0.0 |
| Ministry of Social Development of the Republic of Kazakhstan | 0.0 | 36.0 | 0.0 | 0.0 | 0.0 |
| Ministry of Digital Development, Innovation and Aerospace Industry of the Republic of Kazakhstan | 0.0 | 35.6 | 31.0 | 30.1 | 0.0 |
| Ministry of Information and Social Development of the Republic of Kazakhstan | 0.0 | 31.2 | 35.4 | 34.1 | 29.7 |
| Ministry of Trade and Integration of the Republic of Kazakhstan | 0.0 | 0.0 | 30.7 | 29.8 | 29.1 |
| Ministry of Ecology, Geology and Natural Resources of the Republic of Kazakhstan | 0.0 | 0.0 | 19.8 | 19.9 | 25.4 |
| Ministry for Emergency Situations of the Republic of Kazakhstan | 0.0 | 0.0 | 0.0 | 22.1 | 17.7 |

*The columns marked with « - » mean that during this period the state body was reorganized and / or newly created and / or abolished.

10.3 Share of civil servants in local executive bodies under the age of 29

as a percentage of the actual number

| | 2017 | 2018 | 2019 | 2020 | 2021 |
|----------------------|------|------|------|------|------|
| Akmola | 24.8 | 22.8 | 21.2 | 19.4 | 15.7 |
| Aktobe | 29.7 | 30.6 | 28.3 | 25.1 | 22.3 |
| Almaty | 26.0 | 25.4 | 24.0 | 21.6 | 18.9 |
| Atyrau | 25.2 | 26.7 | 25.3 | 23.6 | 19.6 |
| Batys Kazakhstan | 25.8 | 26.1 | 25.0 | 21.5 | 18.0 |
| Zhambyl | 25.3 | 26.2 | 25.0 | 23.0 | 19.3 |
| Karagandy | 24.3 | 22.3 | 20.3 | 19.7 | 16.9 |
| Kostanai | 25.4 | 23.3 | 21.4 | 20.4 | 17.3 |
| Kyzylorda | 17.8 | 17.0 | 14.8 | 14.3 | 11.0 |
| Mangystau | 33.2 | 33.1 | 32.0 | 30.2 | 28.0 |
| Pavlodar | 26.3 | 25.0 | 25.2 | 23.0 | 19.5 |
| Soltustik Kazakhstan | 23.8 | 22.3 | 20.1 | 17.3 | 13.6 |
| Turkistan* | 23.3 | 20.1 | 19.0 | 18.1 | 15.1 |
| Shygys Kazakhstan | 24.1 | 22.2 | 18.4 | 18.0 | 15.0 |
| Astana city | 31.7 | 29.0 | 47.1 | 25.5 | 25.1 |
| Almaty city | 35.4 | 33.5 | 54.4 | 29.7 | 25.2 |
| Shymkent city | - | 29.0 | 27.7 | 23.8 | 22.6 |

* Data for 2017 in Ontustik Kazakhstan

Methodological notes

Youth - citizens of the Republic of Kazakhstan aged 14-28 years in accordance with the Law of the Republic of Kazakhstan dated February 9, 2015 No. 285-V "On State Youth Policy".

Current estimates at the beginning of the year are calculated on the basis of the results of the last population census, to which the number of births and arrivals to a given territory is added annually and from which the number of deaths and those who left the given territory are subtracted. Current estimates of the population size over the past years are updated based on the results of the next census. Calculations of the number of young people are made for Kazakhstan as a whole and its individual administrative-territorial units.

The number of young people is divided into urban and rural populations.

Urban population - the population living in urban settlements. Urban settlements include cities of republican, regional and district significance as well as villages located on the territory of their administrative subordination.

Rural population - the population living in rural areas. Localities that are not classified as urban are considered rural.

Age-specific fertility rates are calculated as the ratio of the number of births per year among women of a given age group to the average annual number of women of this age. When calculating the coefficient for the age group up to 20 years old, the number of women aged 15-19 years old was taken as the denominator. When calculating the coefficient for the age group 15-49 years old, the numerator includes all births, including those born to mothers under the age of 15 years old and 50 years old and older.

Information about marriages and divorces (dissolved marriages) is obtained on the basis of the annual statistical development of data contained in civil status acts compiled for each such event by the RAGS bodies. The data in the tables cover only cases of marriage and divorce registered with the Civil Registry Office.

The age of those who got married was calculated as the time interval between the date of marriage registration and the date of birth. The legal age for marriage in Kazakhstan is 18 years old for men and women. Local governments have the right at the request of persons wishing to marry to allow persons who have reached the age of 16 years old to marry.

The date of marriage is considered the date of its registration with the Civil Registry Office. A marriage is considered dissolved from the moment of registration of its dissolution (from the moment of divorce).

Information about deaths is obtained on the basis of the annual statistical development of the data contained in the acts of civil status on death, compiled by the Civil Registry Office.

Registration of death is carried out at the place of the last permanent residence of deceased or at the place of death on the basis of a medical certificate of death.

Age-specific mortality rates are calculated as the ratio of the number of deaths at a given age during a calendar year to the average annual number of persons of a given age. Similarly, mortality rates by causes of death are calculated as the ratio of the number of deaths from the specified causes of death to the average annual population.

Population migration - the movement of people (migrants) across the borders of certain regions with a change of residence. The number of persons arriving and departing is determined as a result of the development of information on registration for permanent residence received from the Ministry of Internal Affairs of the Republic of Kazakhstan.

Labor force - employed and unemployed population.

The share of the labor force in the population is the share of the labor force in the total population aged 15 years and older, measured as a percentage.

An employed person is an individual who carries out activities for payment or by extracting income through the use of property, the production and sale of goods, the performance of works, the provision of services.

The employment rate of the population is the share of the number of people employed in the economy in the total population aged 15 years and older, or in the labor force, measured as a percentage.

Employed (working) population - all persons of the appropriate age who, according to their condition, during a certain short period equal to one week, can be assigned to one of the following categories:

- a) «employee»;
- b) «self-employed employee».

Employees are persons working under a contract of employment that provides for payment (remuneration) in the form of salary, bonuses, allowances, etc, or in kind.

Self-employment is employment in which the amount of remuneration directly depends on the income received from the production (sale) of goods and services (where own consumption is considered as part of income).

In accordance with the International Classification of Employment Status (employment status), the following groups of self-employed workers are defined:

Employers are persons who manage their own enterprise or are engaged in independent entrepreneurial activity in some kind of economic activity and have one or more employees.

Independent workers are persons who working independently or with one or more partners are engaged in self-employment activities and do not hire employees on a permanent basis. Unpaid employees of family enterprises (farms) are persons, as a rule, working without remuneration at an enterprise (farm) managed by a related person.

Members of a production cooperative are persons who are members of a labor cooperative engaged in entrepreneurial activity.

An unemployed person is an individual who is looking for a job and is ready to start work.

Pupils, students, pensioners and the disabled are counted as unemployed if they were looking for work and were ready to start it.

The unemployment rate is the percentage of the number of unemployed in the workforce measured as a percentage.

The youth unemployment rate at the age of 15-24 is the share of the unemployed population aged 15-24 in the workforce

at the same age measured as a percentage (the age of attribution to youth according to the standards of the International Labor Organization).

The youth unemployment rate at the age of 15-28 years is the share of the unemployed population aged 15-28 years in the workforce at the same age measured as a percentage (the age of attribution to youth according to the Law of the Republic of Kazakhstan «On State Youth Policy in the Republic of Kazakhstan»).

The long-term unemployment rate is the percentage of the unemployed population that has been unemployed for 1 year or more in the workforce measured as a percentage.

Persons who are not part of the labor force - persons who are not employed or unemployed. The proportion of persons who are not part of the labor force in the population is the proportion of the number of persons who are not part of the labor force in the total population aged 15 years and older measured as a percentage.

The classification of types of economic activity is given in accordance with the General Classifier of Types of Economic Activity (OKED), authentic to the European Classifier of Types of Economic Activity (NACE); occupations - according to the State Classifier of Occupations.

Youth-NEET - the proportion of young people who do not work (unemployed or not in employment) and do not study as a percentage of the total number of young people (According to the ILO methodology "Indicators of Decent Work. Concepts and definitions"). Criminality - socio-legal phenomenon. including crimes committed in a particular area for a specific period of time and is characterized by quantitative and qualitative indicators.

Underage delinquency - the totality of crimes committed by teenagers. which at the time they committed the crime was fourteen, but under eighteen years old.

Registered crime - Identification and officially registered socially dangerous act provided for in criminal law.

Persons who have committed crimes - officially registered persons on whom criminal cases have been initiated.

Grave and especially grave crimes - acts that pose an increased public danger provided for by paragraphs 4 and 5 of Article 10 of the Penal Code of the Republic of Kazakhstan.

Robbery - an attack with the aim of stealing someone else's property committed with the use of violence dangerous to life or health or with the threat of such violence.

Hooliganism - particularly audacious violation of public order, expressing clear disrespect for society, accompanied by violence on citizens or threat of its use, as well as the destruction or damage of another's property, or committing indecent acts other than exceptional cynicism.

Convicted - persons against whom the courts have passed convictions that have entered into legal force.

A person convicted of a crime shall be considered convicted from the date the court's judgment of guilty enters into legal force until the moment the conviction is canceled or the criminal record was cleared.

The number of higher education organizations includes universities, academies, institutes, institutions equated to them (conservatories, higher schools, higher schools), as well as affiliated branches, faculties, departments of the department, etc.

All data are grouped by type of education, ownership, tuition fees (due to state educational grants; on a paid basis, etc.).

The number of students includes the number of students in higher education institutions. Data on the number of students are presented by courses, gender, age, specialties.

The number of organizations of technical and vocational education includes vocational lyceums and colleges that train qualified specialists in technical and service labor in the main areas of socially useful professional activity.

Vocational lyceums - schools that implement general educational programs of general secondary education and professional training programs of technical and vocational education to train skilled personnel, technical and service labor.

Master - a degree awarded to persons who have mastered the educational programs of the magistracy.

A civil servant - a citizen of the Republic of Kazakhstan. which occupies in the legislation of the Republic of Kazakhstan paid from the state or local budgets or from the National Bank of Kazakhstan public office and exercising official powers for the implementation of the tasks and functions of the government.

Political civil servant - a civil servant whose appointment (election), release and activities are politically defining in nature and who is responsible for political goals and objectives.

Civil servants corps «A» - administrative public office management level which provides a special procedure for the selection of the personnel reserve, competitive selection, transmission and termination of public service defined by the President of the Republic of Kazakhstan as well as special eligibility requirements.

Civil servants in Corps «B» - administrative civil service positions not included in Corps «A».

Youth of Kazakhstan / Statistical compilation / Astana 2022

Responsible for the release:
Bureau of National Statistics
Agency for Strategic Planning and Reforms of the Republic of Kazakhstan
Department of Statistics of population
Tel. +7 7172 749486
Director of the Department
Khanzhigitov N.E.
Tel. +7 7172 749061

Computer layout and design:
«B-PROFIT» IE